WWYK260007
RENOVATE PRATT & WHITNEY AREA IN B3001

KEY PLAN:

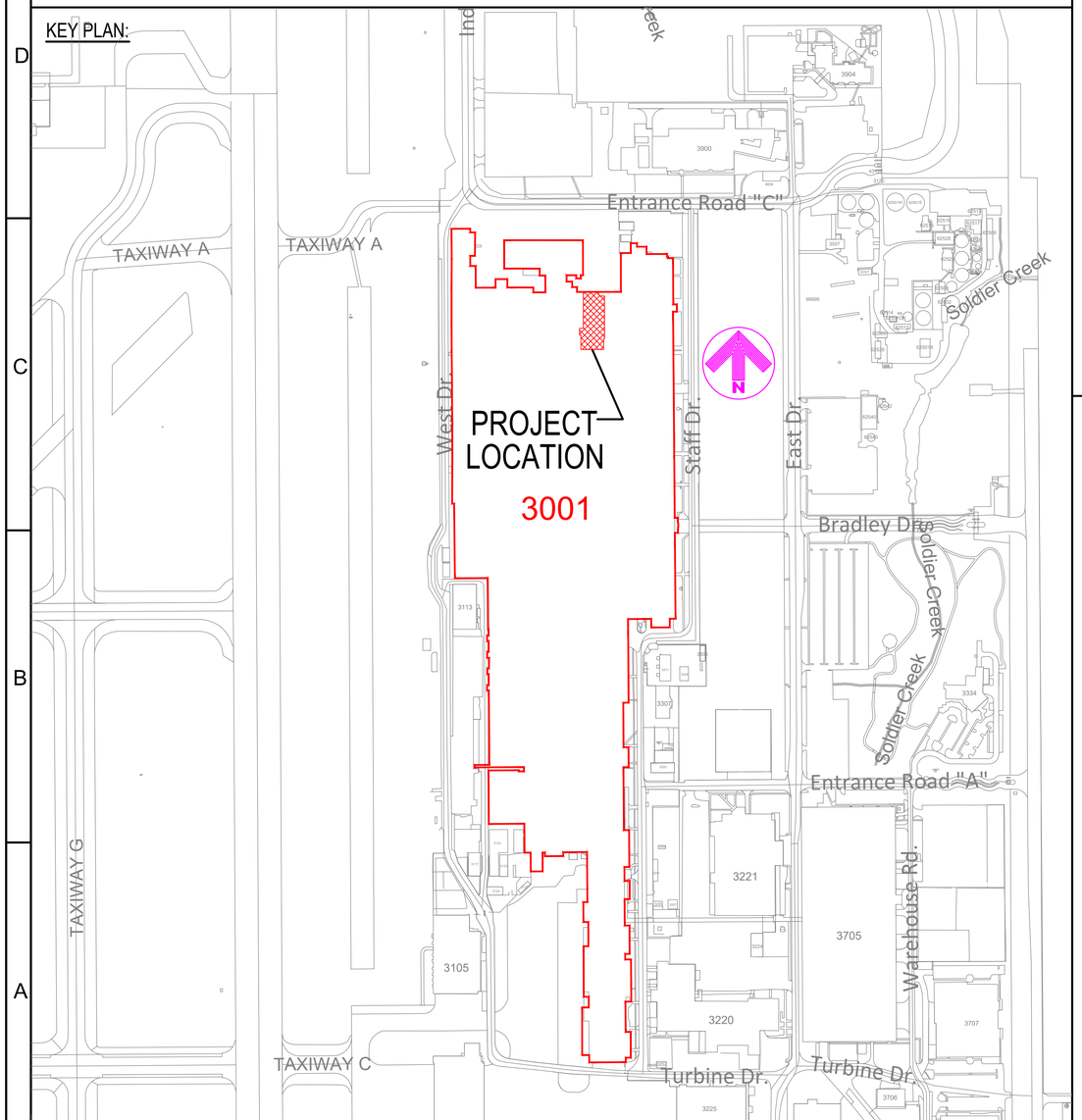

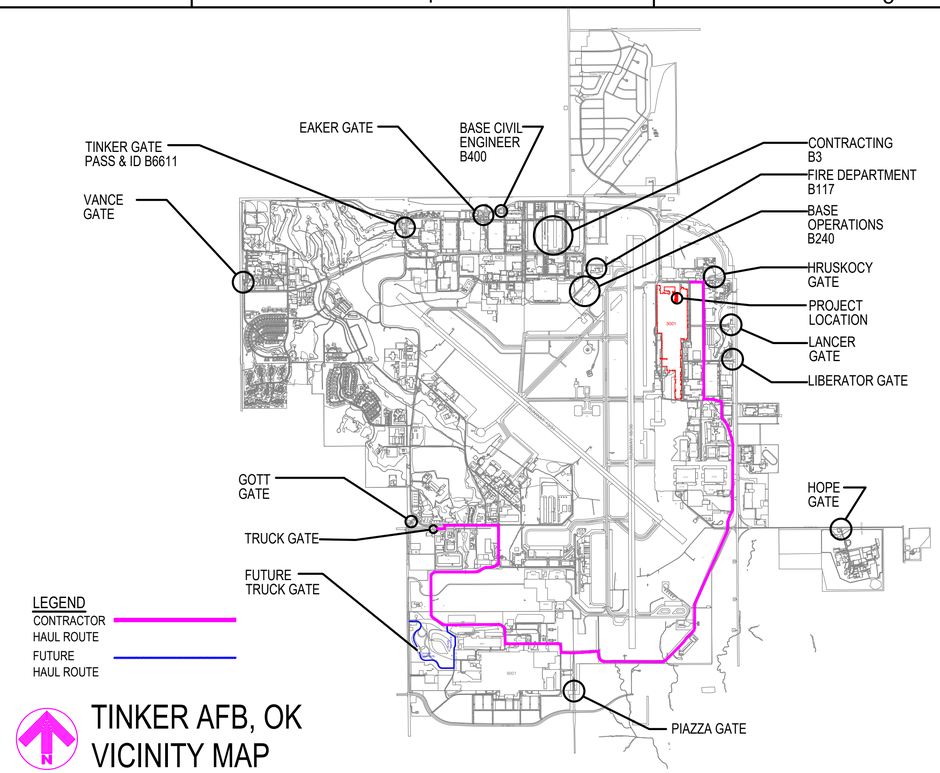

TINKER AFB, OK
VICINITY MAP

GENERAL NOTES:

1. BRAND NAMES: REFERENCE TO SPECIFIC BRAND NAMES OR COMPANIES IS FOR THE PURPOSE OF ESTABLISHING MINIMUM QUALITY STANDARDS, IDENTIFICATION AND GUIDANCE AND IS NOT INTENDED TO LIMIT SELECTION OF OTHER MANUFACTURERS THAT ARE EQUAL OR EXCEED THE SPECIFIED ITEMS IN TERMS OF PHYSICAL PROPERTIES, INCLUDING, COLOR RANGE, FINISH, DURABILITY, APPEARANCE, PERFORMANCE CHARACTERISTICS, AND OTHER FACTORS. OTHER PRODUCTS, MATERIALS, COLORS AND SYSTEMS, MAY BE SUBMITTED FOR EVALUATION AND APPROVAL/DISAPPROVAL BY THE CONTRACTING OFFICER.
2. THIS SET OF CONSTRUCTION DOCUMENTS SHALL BE CONSIDERED AS A WHOLE IN THAT THE GENERAL CONTRACTOR AND ALL THE SUB-CONTRACTORS ARE RESPONSIBLE FOR THE INFORMATION PRESENTED ON ALL SHEETS ON THE SET OF DRAWINGS AND ALL SECTIONS OF THE SPECIFICATIONS.
3. THE CONTRACTOR IS RESPONSIBLE FOR ERECTING ALL CONSTRUCTION FENCING AND BARRICADES AS REQUIRED TO PROTECT CONSTRUCTION MATERIAL AND TO PREVENT ANY UNAUTHORIZED PERSONNEL FROM ENTERING THE CONSTRUCTION SITE.
4. ANY DAMAGE TO THE EXISTING GROUNDS OR FACILITIES CAUSED BY CONSTRUCTION TRAFFIC OR ANY CONSTRUCTION OPERATION SHALL BE REPAIRED OR REPLACED BY THE CONTRACTOR TO MATCH OR EXCEED EXISTING CONDITIONS AT NO ADDITIONAL COST TO THE GOVERNMENT.
5. ALL WORK NOTED & LOCATED IN THESE DOCS SHALL BE UNDERSTOOD BY THE CONTRACTOR TO REQUIRE ALL NEW LABOR & MATERIALS UNLESS SPECIFICALLY NOTED TO BE "EXISTING" OR "BY OTHERS".

PROJECT DRAWING INDEX

SEQ.	SHT.	SHEET TITLE
		GENERAL
1	G-101	GENERAL NOTES & VICINITY MAP
		DISCIPLINE
2	AD-101	ARCHITECTURAL DEMOLITION FIRST AND SECOND FLOOR PLANS
3	A-101	ARCHITECTURAL NEW WORK FIRST AND SECOND FLOOR PLANS

SIGNATURES

CORROSION ENGINEER: (CECE)	DATE:
CE OPERATIONS: (CECO)	DATE:
ZONE MANAGER:	DATE:
CONSTRUCTION MANAGEMENT: (CECE)	DATE:
FIRE DEPARTMENT	DATE:
SAFETY:	DATE:
INDUSTRIAL HYGIENE:	DATE:
ENVIRONMENTAL:	DATE:
ASBESTOS EVALUATION:	DATE:
COMMUNICATIONS: (COMM)	DATE:
USING AGENCY:	DATE:
REVIEWED BY:	DATE:
REVIEWED BY:	DATE:
DESIGN MANAGER: (CECE)	DATE:
CHIEF DESIGN BRANCH: (CECE)	DATE:
CHIEF ENGINEER DIR: (CECE)	DATE:
BASE CIVIL ENGINEER: (CE)	DATE:

AFMC
AIR FORCE MATERIEL COMMAND
72 ABW CIVIL ENGINEER DIRECTORATE
TINKER AFB, OK

CONCEPT DESIGN

PROJECT INFORMATION
WWYK260007
RENOVATE PRATT & WHITNEY AREA IN B3001
TINKER AIR FORCE BASE, OKLAHOMA

REVISIONS

MARK	DATE	DESCRIPTION

MANAGEMENT INFORMATION
ISSUE DATE:17 FEB 26
DESIGN GROUP:TEPA-SRM
DESIGNED BY:
DRAWN BY:P GOUCHER
CHECKED BY:XXX
DESIGN FILE LOCATION: Engr\Design\2020s\2026\202600070_Support\0_3_Drawings

SHEET TITLE
GENERAL NOTES AND VICINITY MAP

SHEET NUMBER
G-101
SHEET 01 OF XX

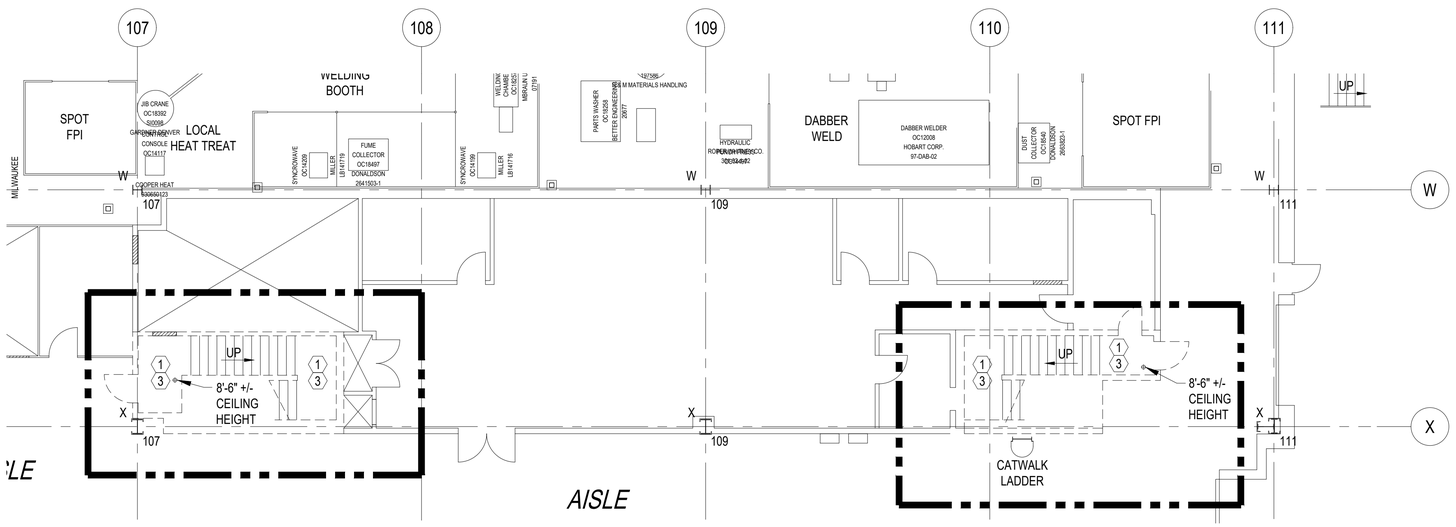

1 / AD-101 ARCHITECTURAL DEMOLITION FIRST FLOOR PLAN

SCALE: 1/8" = 1'-0"

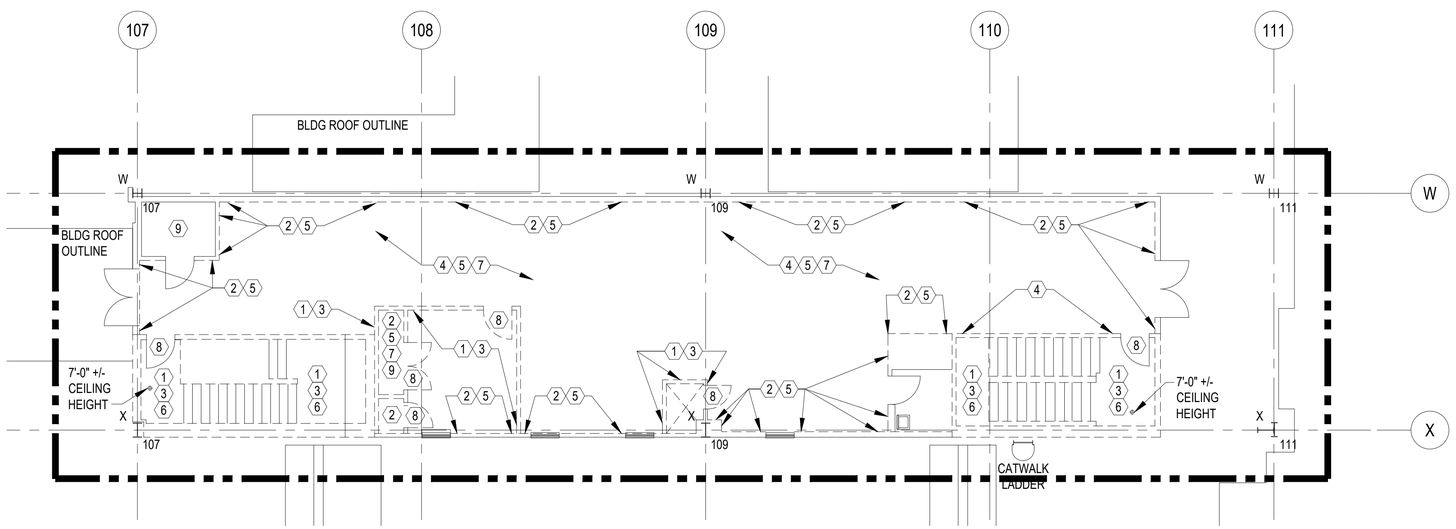

2 / AD-101 ARCHITECTURAL DEMOLITION SECOND FLOOR PLAN

SCALE: 1/8" = 1'-0"

GENERAL NOTES

1. THE DRAWING WAS PREPARED FROM EXISTING DRAWINGS AND LIMITED ACCESS FOR FIELD OBSERVATIONS. CONTRACTOR SHALL FIELD VERIFY EXISTING CONDITIONS FOR ACCURACY.

KEYED NOTES

1. REMOVE GYPSUM WALLBOARD, BOTH SIDES METAL FRAMING
2. REMOVE GYPSUM WALLBOARD, ONE SIDE ONLY
3. REMOVE METAL FRAMING
4. REMOVE RUSTED OR DAMAGED METAL FRAMING
5. REMOVE BATT INSULATION FROM WITHIN WALL CAVITY AND/OR ABOVE CEILING
6. REMOVE GYPSUM BOARD CEILING, METAL FRAMING, AND WOOD FRAMING, ABOVE.
7. REMOVE REMAINING ACOUSTICAL CEILING TILE AND GRID SYSTEM
8. REMOVE DOOR AND FRAME IN IT'S ENTIRETY
9. PROTECT COMMUNICATION EQUIPMENT DURING DEMOLITION AND CONSTRUCTION.

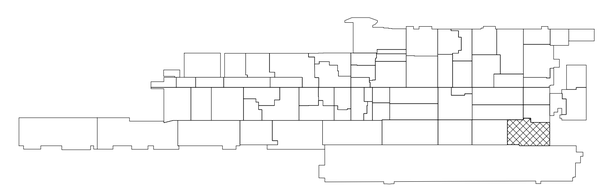

B3001 KEY PLAN

AIR FORCE MATERIEL COMMAND
72 ABW CIVIL ENGINEER DIRECTORATE
TINKER AFB, OK

CONCEPT DESIGN

PROJECT INFORMATION
WWYK260007
RENOVATE PRATT & WHITNEY AREA IN B3001
TINKER AIR FORCE BASE, OKLAHOMA

REVISIONS

MARK	DATE	DESCRIPTION

MANAGEMENT INFORMATION
ISSUE DATE:5 MAR 2026
DESIGN GROUP:TEPA-SRM
DESIGNED BY:T DELANEY
DRAWN BY:P GOUCHER
CHECKED BY:XXX
DESIGN FILE LOCATION:
Engr\Design\2020s\2026\202600010_Support\0_3_Drawings

SHEET TITLE
ARCHITECTURAL DEMOLITION FIRST AND SECOND FLOOR PLANS

SHEET NUMBER
AD-101

SHEET 02 OF XX

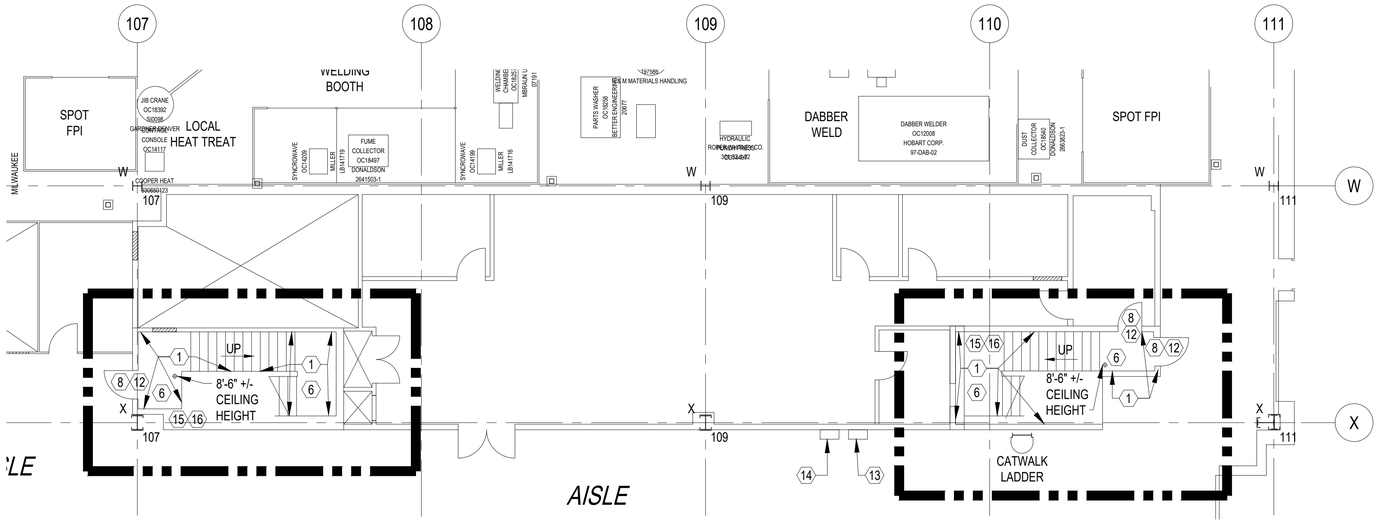

1 / A-101 ARCHITECTURAL NEW WORK FIRST FLOOR PLAN

SCALE: 1/8" = 1'-0"

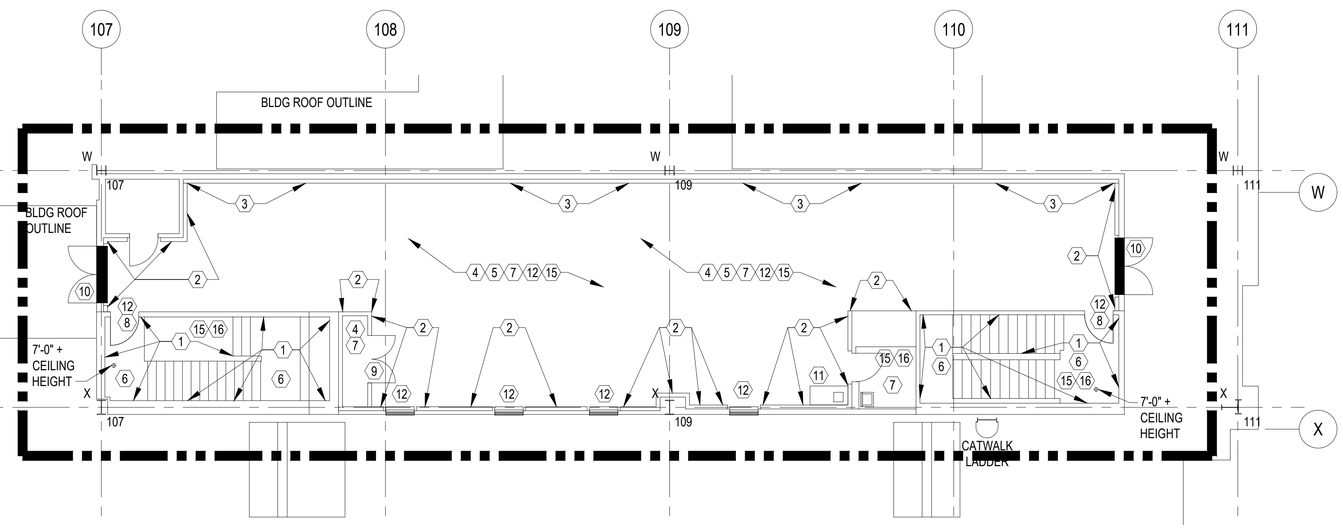

2 / A-101 ARCHITECTURAL NEW WORK SECOND FLOOR PLAN

SCALE: 1/8" = 1'-0"

GENERAL NOTES

1. THE DRAWING WAS PREPARED FROM EXISTING DRAWINGS AND LIMITED ACCESS FOR FIELD OBSERVATIONS. CONTRACTOR SHALL FIELD VERIFY EXISTING CONDITIONS FOR ACCURACY.
2. DUE TO A PREVIOUS FLOOD IN THE SPACE THIS PROJECT WILL ENCOMPASS A COMPLETE INTERIOR RENOVATION OF THE EXISTING 2ND FLOOR SPACE. THE ELEVATED PLATFORM LEVEL IS LOCATED WITHIN B3001 OSCAR, ADJACETN TO POST WX 107 110.
3. PROTECT COMMUNICATION EQUIPMENT DURING CONSTRUCTION.

KEYED NOTES

1. WALL TYPE M2R - STC 51 - 2-HOUR FIRE RATED - REPLACE WALL WITH WALL TYPE M2R. PAINT, EGGSHELL. MANUFACTURER: SHERWIN WILLIAMS; COLOR: TBD PER BASE STANDARD.
2. WALL TYPE M3 - STC 51 - PROVIDE NEW FRAMING ON EXISTING METAL FRAMING, AS PER WALL TYPE M3. EXTEND STC 51 RATING ABOVE CAC 50 CEILING HEIGHT. PAINT, EGGSHELL. MANUFACTURER: SHERWIN WILLIAMS; COLOR: TBD PER BASE STANDARD
3. WALL TYPE M3G - STC 51 - PROVIDE NEW METAL FRAMING, AS PER WALL TYPE 3MG. EXTEND STC 51 RATING ABOVE CAC 50 CEILING HEIGHT. MAINTAIN EXISTING 2 INCH JOINT BETWEEN ADJACENT WEST WALL EXISTING METAL FRAMING. PAINT, EGGSHELL. MANUFACTURER: SHERWIN WILLIAMS; COLOR: TBD PER BASE STANDARD
4. CARPET - PROVIDE CARPET TILE. CLEAN AND PREP FLOOR. PRODUCT SELECTION, PER BASE CARPET POLICY STANDARD, COLOR: TBD PER BASE STANDARD.
5. PROVIDE METAL FRAMING SECURED TO STRUCTURE, ABOVE WITH ACOUSTICAL BATT INSULATION SECURED WITHIN FRAMING. REFER STRUCTURAL.
6. GWB CEILING CAC 50 - PROVIDE 2-HOUR RATED GYPSUM WALLBOARD CEILING. PAINT, FLAT, MANUFACTURER: SHERWIN WILLIAMS; COLOR: TBD PER BASE STANDARDS.
7. ACT CEILING CAC 50 - PROVIDE ACOUSTICAL CEILING TILE AND GRID SYSTEM. DESIGN BASED ON ARMSTRONG, 24x24, TEGULAR EDGE MINERAL FIBER.
8. DOOR: REPLACE DOOR WITH 90-MINUTE FIRE RATED DOOR, HOLLOW METAL FRAME, AND LEVER HARDWARE. DO NOT PAINT FIRE RATED LABEL. HOLLOW METAL FRAMES. PAINT, ALKYD ENAMEL SATIN. MANUFACTURER: SHERWIN WILLIAMS; COLOR: TBD PER BASE STANDARD.
9. DOOR: REPLACE DOOR WITH SOLID CORE DOOR, HOLLOW METAL FRAME, AND LEVER HARDWARE.
10. PROVIDE SECURE FALL PROTECTION AT EXISTING PAIR DOORS. PROVIDE ACOUSTICAL WRAP AT DOORS, REMOVABLE.
11. PROVIDE COFFEE BAR CASEWORK, WITH BAR SINK - ADJACENT TO JANITOR CLOSET PLUMBING.
12. PROVIDE ACOUSTICAL SEALANT, WEATHERSTRIPPING, ETC. AT WALL OPENINGS AND/ OR PENETRATIONS.
13. TRANSFORMER 3001-KFMR-P10224 FEEDS PANEL 3001-PNL-P10223.
14. PANEL 3001-PNL-P10223 FEEDS THE PRATT WITNEY AREA, ELEVATED PLATFORM.
15. BASE - PROVIDE RUBBER BASE. MANUFACTURER: ROPPE; COLOR: BLACK BROWN 193, AS PER BASE STANDARD.
16. FLOORING: STAIR RUBBER FLOOR. MANUFACTURER: ROPPE; COLOR: BLACK BROWN 193, AS PER BASE STANDARD.

WALL TYPE NOTES

WALL TYPE M2R - STC 51 - 2-HOUR FIRE RATED WALLS WITHIN STAIRWELLS. REQUIRES 2-LAYERS 5/8" GYPSUM WALLBOARD, TYPE "X". PROVIDE INTERIOR WALL 51 STC - FIRE RESISTANCE, 2 HOUR GA-WP 1548; TEST REFERENCE, WP 1548; 51 STC; CLADDING - SIDE 1: 2 LAYERS 5/8" GYPSUM WALLBOARD, TYPE "X", MEETING REQUIREMENTS OF ASTM C1369 STANDARD SPECIFICATION FOR GYPSUM WALLBOARD; SIDE 2: 2 LAYERS 5/8" GYPSUM WALLBOARD, TYPE "X", MEETING REQUIREMENTS OF ASTM C1369 STANDARD SPECIFICATION FOR GYPSUM WALLBOARD; FRAMING - 4-INCH STRUCTURAL STUD MEETING ASTM C645 STANDARD SPECIFICATION FOR STRUCTURAL STEEL FRAMING. MINIMUM SIZE 250S125-18 AT 24 INCHES O.C.; MINIMUM WALL THICKNESS: 5"; INSULATION: 3" MINERAL WOOL INSULATION MEETING ASTM C665 STANDARD SPECIFICATION FOR MINERAL FIBER BLANKET THERMAL INSULATION FOR LIGHT FRAME CONSTRUCTION AND MANUFACTURED HOUSING; REFERENCE: GA 600 FIRE RESISTANCE MANUAL. DESIGN BASED ON ROCKWOOL, AFB EVO, 24", ACOUSTICAL FIRE BATT INSULATION; ASSEMBLY NUMBER: ISS-23, AS PER ROCKWOOL ACOUSTIC WALL ASSEMBLIES CATALOG.

WALL TYPE M3 - STC 51 - OFFICE AREA WALLS: PROVIDE 3" INCH STONE WOOL OR MINERAL WOOL INSULATION WITHIN EXISTING METAL FRAMING. SECURE 5/8" CGC SHEETROCK BRAND FIRECODE X PANELS, JOINTS FINISHED, TO EXISTING FRAMING; CGS SHAFT WALL SYSTEM TO INCLUDE: 2-1/2" CGC C-H STUDS 25 GAUGE @ 16 O.C.; 1-1/2" STONE WOOL OR MINERAL WOOL INSULATION (DESIGN BASED ON THERMAFIBER SAFB); 1" CGC SHEETROCK BRAND GLASS-MAT LINER PANELS; TEST NUMBER: ULC W452 SYSTEM A/ UL DESIGN U415, SYSTEM A OR U469. PROVIDE INTERIOR WALL 51 STC; MINIMUM WALL THICKNESS: 3-1/8"; INSULATION: 3" MINERAL WOOL INSULATION MEETING ACOUSTICAL PERFORMANCE STC 51; TEST NUMBER: USG-040901, BASED ON 4 INCH C-H STUDS. NOTE: DESIGN BASED ON CGC SHAFT WALL SYSTEMS SA-926.

WALL TYPE M3G - STC 51 - WEST OFFICE AREA WALL: PROVIDE 3" INCH STONE WOOL OR MINERAL WOOL INSULATION WITHIN EXISTING METAL FRAMING. SECURE 5/8" CGC SHEETROCK BRAND FIRECODE X PANELS, JOINTS FINISHED, TO EXISTING FRAMING; SECURE CONTINUOUS INSULATION BOARD TO EXISTING FRAMING WITH FASTENERS AT 2-INCH GAP. CGS SHAFT WALL SYSTEM TO INCLUDE: 2-1/2" CGC C-H STUDS 25 GAUGE @ 16 O.C.; 1-1/2" STONE WOOL OR MINERAL WOOL INSULATION (DESIGN BASED ON THERMAFIBER SAFB); 1" CGC SHEETROCK BRAND GLASS-MAT LINER PANELS; TEST NUMBER: ULC W452 SYSTEM A/ UL DESIGN U415, SYSTEM A OR U469. PROVIDE INTERIOR WALL 51 STC; MINIMUM WALL THICKNESS: 3-1/8"; INSULATION: 3" MINERAL WOOL INSULATION MEETING ACOUSTICAL PERFORMANCE STC 51; TEST NUMBER: USG-040901, BASED ON 4 INCH C-H STUDS. NOTE: DESIGN BASED ON CGC SHAFT WALL SYSTEMS SA-926. AS-BUILT DRAWINGS INDICATE 2-INCH GAP BETWEEN WAREHOUSE FACING WALL AND OFFICE FACING WALL.

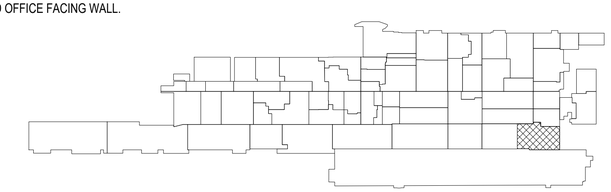

B3001 KEY PLAN

AIR FORCE MATERIEL COMMAND
72 ABW CIVIL ENGINEER DIRECTORATE
TINKER AFB, OK

CONCEPT DESIGN

PROJECT INFORMATION
WWYK260007
RENOVATE PRATT & WHITNEY AREA IN B3001
TINKER AIR FORCE BASE, OKLAHOMA

REVISIONS

MARK	DATE	DESCRIPTION

MANAGEMENT INFORMATION
ISSUE DATE:5 MAR 2026
DESIGN GROUP:TEPA-SRM
DESIGNED BY:T DELANEY
DRAWN BY:P GOUCHER
CHECKED BY: XXX
DESIGN FILE LOCATION:
Engr\Design\2020s\2026\202600070_Support\0_3_Drawings

SHEET TITLE
ARCHITECTURAL NEW WORK FIRST AND SECOND FLOOR PLANS

SHEET NUMBER
A-101

SHEET 03 OF XX