- CLIN 002 NE Stairwell and Hangar Entry **(Correction)**
  - Remove pass through panel F and reroute power to Panel HH on Level 2.
- CLIN 007 Optional Items identified during contractor walk through

  - Items discussed during the Contractor Walkthrough and identified at time of walk through as an optional item and marked with colored tape shall be noted and priced for removal.
  - NW Stairwell:
    - Demo and make safe any noticeable exposed wires or unused electrical equipment in the room as identified during a contractor walkthrough.
    - Take precautions when working at the wall between the stairwell and hangar as it is transite (asbestos based) material that shall not be disturbed without proper containment.
    - Remove all old, unused, unsafe panels, disconnects, fuse boxes.
    - Cut all dead wires back to the floor, remove wires from panels removed to the nearest J-Box outside of the stairwell. Make all safe.
    - Repair wall openings and provide fresh new sheetrock, taped, mudded and finished. Painting not required.
    -

Technical Exhibit 2 (Revisions)

National Oceanic and Atmospheric Administration
WRC Hangar 32 Electrical Repairs
Seattle, WA 98115
CLIN 004 Pictures of NE Stairwell Panels

National Oceanic and Atmospheric Administration
WRC Hangar 32 Electrical Repairs
Seattle, WA 98115
CLIN 004 Pictures of NE Stairwell Panels









Technical Exhibit: Hangar 32 CLIN 007 Pictures

National Oceanic and Atmospheric Administration
WRC Hangar 32 Electrical Repairs
Seattle, WA 98115
CLIN 005 SW Stairwell and Hangar Entry



National Oceanic and Atmospheric Administration
WRC Hangar 32 Electrical Repairs
Seattle, WA 98115
CLIN 005 SW Stairwell and Hangar Entry





Technical Exhibit: Hangar 32 CLIN 007 Pictures

National Oceanic and Atmospheric Administration
WRC Hangar 32 Electrical Repairs
Seattle, WA 98115

CLIN 007 Pictures of the NW Stairwell Panels



Technical Exhibit: Hangar 32 CLIN 007 Pictures

National Oceanic and Atmospheric Administration
WRC Hangar 32 Electrical Repairs
Seattle, WA 98115

CLIN 007 Pictures of the NW Stairwell Panels