LAKE MEAD NATIONAL RECREATION AREA
BOULDER CITY, NEVADA

ECHO BAY RESTROOM REHABILITATION

PROJECT SPECIFICATIONS

NATIONAL PARK SERVICE

April 13, 2026

TABLE OF CONTENTS

DIVISION 01 - GENERAL REQUIREMENTS **NO. OF PAGES**

01 11 00	Summary of Work	5
01 11 40	Work Restrictions	4
01 27 00	Definition of Contract Price Items	2
01 31 00	Project Management & Coordination	2
01 32 16	Service Schedule	2
01 33 23	Submittal Procedures	1
01 35 23	Safety Requirements	4
01 50 00	Temporary Facilities & Controls	1
01 73 40	Execution	3
01 74 19	Waste Management & Disposal	1
01 77 00	Closeout Procedures	2

Attachments:
1. RFI Form
2. CM-16 Transmittal Form
3. Lake Mead National Recreation Area Map
4. Lake Mead National Recreation Area Mileage Chart
5. Schedule of Values
6. Site Pictures
7. Bathroom Layout
8. Site Map

DIVISION 01

GENERAL REQUIREMENT

SECTION 01 11 00

SUMMARY OF WORK

PART 1 – GENERAL

1.1 WORK COVERED BY CONTRACT DOCUMENTS

Project Location: This project is located at the Echo Bay Picnic Area at Lake Mead National Recreation Area near Boulder City, Nevada.

Coordinates:
- Echo Bay Restroom (36d18’26.037”N, 114d25’12.18”W)

A. Background: The Echo Bay area, located on the eastern side of Lake Mead within Lake Mead National Recreation Area, has long served as a key access point for visitors seeking boating, fishing, picnicking, and shoreline recreation. As visitation patterns grew during the mid- to late-20th century, the National Park Service constructed small but durable support facilities—such as restrooms, picnic shelters, and parking areas—to accommodate increasing day-use activity.

The 418-square-foot restroom at the remote Echo Bay picnic area was built to serve these visitors. Its construction reflected design priorities common to NPS facilities of that era: simple masonry structures, stainless-steel fixtures, metal doors and windows, and clay tile roofs—materials chosen for durability, ease of cleaning, and resistance to vandalism. Over time, the facility became a dependable service point for families, boaters, anglers, and travelers using the broader Echo Bay recreation corridor.

The restroom provides essential sanitation services in an otherwise undeveloped area of the recreation site. Its primary functions include:

- Supporting day-use recreation, particularly picnicking, shoreline access, and boat-related activities.
- Offering a safe, hygienic facility in a remote location where alternative services are limited or distant.
- Enabling the National Park Service to provide basic visitor amenities in accordance with public health standards and NPS operational policies.
- Reducing resource impacts by centralizing waste management and sanitary access, preventing dispersed or unmanaged visitor use.

For many visitors, especially during peak recreational seasons, the restroom is a critical part of the experience and helps maintain resource protection by encouraging responsible use.

After decades of exposure to harsh desert conditions, high visitation, and limited access for routine maintenance—common challenges for remote facilities—the Echo Bay restroom has experienced functional decline and deteriorated building elements such as, plumbing fixtures, windows, doors, lighting, and roofing.

Rehabilitating this restroom will allow the following benefits for the park:

- Restore essential infrastructure supporting safe and sanitary visitor recreation.
- Improve durability and lifespan in a remote, desert environment.
- Enhance accessibility for all visitors, in compliance with federal requirements.
- Reduce maintenance backlogs and prevent service disruptions.
- Promote visitor comfort, safety, and resource protection.

B. The work within this contract consists of the rehabilitation of the Boulder Beach maintenance shop.

1. This rehab includes, but is not limited to:

   i. Demolition and Removal of Existing Components - Removal of five (5) porcelain toilets, one (1) urinal, two (2) sinks, seven (7) windows, three (3) doors, five (5) stall divider doors, four (4) 4' fluorescent tube light fixtures, five (5) single light fixtures, one (1) exterior sign/display case, one (1) mirror, five (5) toilet paper roll holders, two (2) roof skylight bubbles.

   ii. Installation of five (5) toilets – New commercial-grade, vandal-resistant stainless-steel wall mounted toilets are to be installed in the same place as the existing toilets. Repairs to existing water supply are not anticipated but will be the responsibility of the contractor should damage occur. All penetrations are to be sealed to prevent pest and moisture infiltration. All plumbing systems shall be tested at completion to ensure leak-free operation.

   iii. Installation of one (1) urinal – New commercial-grade, vandal-resistant stainless-steel wall mounted urinal is to be installed in the same place as the existing urinal. Repairs to existing water supply are not anticipated but will be the responsibility of the contractor should damage occur. All penetrations are to be sealed to prevent pest and moisture infiltration. All plumbing systems shall be tested at completion to ensure leak-free operation.

   iv. Installation of two (2) sinks – New commercial-grade, vandal-resistant stainless-steel wall mounted single basin sinks, associated fixtures, and traps are to be installed in the same place as the existing sinks. Fixtures are to be submitted to COR for approval but shall match existing. Repairs to existing water supply are not anticipated but will be the responsibility of the contractor should damage occur. All penetrations are to be sealed to prevent pest and moisture infiltration. All plumbing systems shall be tested at completion to ensure leak-free operation.

   v. Installation of seven (7) windows – Window openings are 48" x 16.5" and windows shall be replaced to match existing. Windows shall have the ability to slide one of the two panes open horizontally across the other with tamper resistant fasteners. Opening shall be covered by screen.

   vi. Installation of three (3) exterior doors - Install new insulated, reinforced metal doors with vandal-resistant hinges, closers, and locking mechanisms. Ensure proper ADA/ABA clearance widths and accessible hardware operation. Seal and weatherproof all door openings. Doors to be painted to match existing color, subject to approval by COR.

   vii. Install five (5) stall divider doors – Install new, reinforced vandal-resistant phenolic stall divider doors with vandal-resistant hinges and closers. Ensure proper ADA/ABA clearance widths and accessible hardware operation. Ensure colors are matched to existing doors and mounted in the same location and swing directions.

   viii. Install four (4) new 4' LED tube lights - Furnish and install two (2) LED light fixtures for both men's and women's rooms in the same location as existing. Ensure they are new energy-efficient, vandal-resistant LED fixtures appropriate for restroom interiors. Ensure lighting levels meet NPS facility standards and ABA accessibility requirements. Test lighting circuits and ensure compliance with NEC and local electrical codes. Replace the existing wall outlet in the women's restroom with a GFCI equivalent.

   ix. Install five (5) new LED single light fixtures - Furnish and install five (5) LED single light fixtures for both men's and women's rooms in the same location as existing. Ensure they are new energy-efficient, vandal-resistant LED fixtures appropriate for exteriors. Ensure lighting levels meet NPS facility standards and ABA accessibility requirements. Test lighting circuits and ensure compliance with NEC and local electrical codes.

x. Paint the interior of the bathroom – Provide a uniform coat of paint the interior ceiling of the bathroom and trim. Prepare all surfaces, including cleaning, patching, sanding, and priming. Apply high-durability, low-VOC latex coatings suitable for moist, high-wear restrooms.

xi. Refinish bathroom floor with an epoxy coating – The contractor shall inspect the existing concrete floor to identify cracks, spalling, surface contamination, or moisture conditions that may affect adhesion. Clean the floor thoroughly, removing dirt, mineral deposits, biological growth, oils, and other contaminants using approved degreasers and mechanical cleaning methods. Mechanically abrade the surface (e.g., diamond grinding or shot blasting) to create the required profile for epoxy adhesion, ensuring compliance with manufacturer recommendations. Repair cracks, minor spalls, and surface defects with compatible patching compounds designed for use under epoxy coatings. Verify moisture levels in the slab meet coating manufacturer requirements; notify the COR of any excessive moisture or substrate failures prior to coating application. Protect adjacent walls, fixtures, and finishes with masking or temporary barriers. Provide and install a two-part, high-solids or 100% solids epoxy coating system designed for wet environments, high traffic, and heavy cleaning typical of public restrooms. Apply manufacturer-approved primer, where required, to ensure full bond strength. Install base coats and top coats to achieve the specified film thickness, uniform finish, and slip-resistant texture as required by safety standards. Ensure the coating selected is chemical-resistant, abrasion-resistant, and non-porous and capable of withstanding routine cleaning and disinfecting. Broadcast anti-slip aggregate into the coating where necessary, ensuring a safe walking surface without compromising cleanability. Maintain proper environmental conditions during installation, including temperature, humidity, and ventilation. Follow manufacturer-specified curing times and environmental requirements. Restrict access to the coated area until curing is complete and the floor is fully hardened. Remove all masking, coverings, and temporary protections after curing. Match color to existing floor color.

xii. Install new exterior sign/display case – New exterior sign/display case shall match existing one and be vandal-resistant with a locking mechanism.

xiii. Install two (2) mirrors – Install one (1) mirror in both the men's and women's room above the sink. Mirror is to be 24" x 36", vandal-resistant, and shatterproof.

xiv. Install five (5) toilet paper holders – Install five (5) stainless steel toilet paper holders. Each holder should be a horizontal double roll, jumbo size, and match existing color and placement.

xv. Install two (2) roof skylight bubbles – Install two (2) acrylic roof skylight bubbles sized to match the existing opening and light transmission. Install new frame mounts if necessary, comparable to the existing. Install new gaskets, fasteners, anchors, and sealants per manufacturer specifications, ensuring a continuous air- and water-tight seal. Conduct leak testing to confirm waterproof performance after installation.

xvi. Remove and replace and broken clay roof tiles – The contractor shall inspect all roof surfaces, tile underlayment, flashings, and ridge components. Replace broken, loose, or missing clay tiles. Repair or replace damaged underlayment and flashing to stop existing roof leaks. Ensure secure fastening of all tiles per current roofing standards. Confirm roof integrity following repairs with a water infiltration test. Match color of new roof tiles to existing.

xvii. Brick cleaning – Contractor is to power wash exterior and interior bricks of bathroom.

xviii. Interior cleaning – Contractor is to clean and concrete etch utility room of bathroom.

2. Field Verification: The contractor will field verify existing conditions affecting the work in this contract before ordering materials and/or commencing work. The scheduling of field verification site visit(s) shall be coordinated with the Contracting Officer's Representative (COR).

a. Period of Performance: 181 days.

3. GOVERNMENT-FURNISHED ITEMS

b. There are no government furnished items for this project.

c. PUBLIC USE OF THE SITE

i. General: The project site will be closed to the public during construction. The contractor shall at all times conduct his operations to ensure the least convenience to the public.

d. CONTRACTOR USE OF SITE

i. General: Limit use of the site during the construction period to the project area limits as outlined on the attached site map. Do not disturb portions of the site beyond the project area limits.

ii. Equipment Storage: Contractor shall utilize the adjacent parking area for storage of equipment, tools, lubricants, and associated parts directly related to this contract. Contractor will keep the storage area clean and organized at all times. The use of this can be revoked at anytime at the Contracting Officer Representatives discretion.

iii. Park Entry: Vehicles associated with the contractor shall be waived entrance fee upon entering in a marked company vehicle or by providing the names of employees entering in personal vehicles. The entrance fee is waived only for the purpose of reporting directly to a specific work location. Any deviation for recreational purposes is subject to payment of required entrance fees.

iv. Site Access: The contractor shall access the project site as outlined on the attached site access map. Do not drive vehicles off road or access non-project areas without permission from the contracting officer or park superintendent.

v. Park Regulations: Ensure all personnel (contractors, subcontractors, and vendors) entering or working in the park are familiar with and obey all park regulations. Law enforcement rangers will intervene if they perceive any unsafe or unlawful activity.

vi. Working Hours: Regular work hours shall be from 8:00 a.m. until 5:00 p.m. Monday through Friday, excluding government holidays. Work outside regular hours requires approval from the contracting officer.

1. January 1, New Year's Day
a. January 1 on Saturday, New Year's Day observed on Friday
b. January 1 on Sunday, New Year's Day observed on Monday
2. 3rd Monday in January, Martin Luther King, Jr Birthday
3. 3rd Monday in February, Washington's Birthday (Presidents' Day)
4. 4th Monday in May, Memorial Day
5. July 4, Independence Day
a. July 4 on Saturday, Independence Day observed on Friday
b. July 4 on Sunday, Independence Day observed on Monday
6. 1st Monday in September, Labor Day
7. 2nd Monday in October, Columbus Day
8. November 11, Veterans Day
9. 4th Thursday in November, Thanksgiving Day
10. December 25, Christmas Day
11. December 25 on Saturday, Christmas observed on Friday
12. December 25 on Sunday, Christmas observed on Monday

vii. No Smoking Policy: Smoking is prohibited inside or outside within 25 feet of any buildings in the park. This applies to existing buildings, buildings under construction, and buildings under renovation. Discarding of tobacco products or debris anywhere other than into designated tobacco receptacles is considered littering and subject to fines.

viii. Staging and Storage: Confine storage of equipment and materials to the staging / lay-down / storage areas identified on the attached site map or as established at the preconstruction meeting.

ix. Parking: The contractor shall park vehicles and heavy equipment in designated areas for contractor use or as established at the preconstruction meeting. Vehicles are not permitted within long-term or overnight parking along roads or in associated overlooks / pull-outs.

x. Driveways and Entrances: The contractor shall keep driveways and entrances serving the premises clear and available to the government, government employees, and emergency vehicles at all times.

xi. Preservation of Natural Features: Prevent damage to natural surroundings. Restored damaged areas and replace damaged trees, vegetation, and grass at no expense to the government.

xii. Refer also to Section 01 11 40 Work Restrictions and Section 01 50 00 Temporary Facilities & Controls.

END OF SECTION 01 11 00

SECTION 01 11 40

WORK RESTRICTIONS

PART 1 – GENERAL

1.1 PARK REGULATIONS

A. General: The Contractor must comply with the following rules and conditions:

1. Ensure personnel (contractors or subcontractors) working in the park become familiar with and obey all park regulations, wear hard hats in designated areas, and do not enter any restricted areas unless required to do so and until cleared for such entry.

2. Ensure equipment is conspicuously marked for identification.

3. The Contractor shall restrict employees / representatives to the work site and control travel directly to and from the work site.

4. Restore all traffic / parking / security signs and markings, including space numbers, designations, and lines, to their original form if such signs / markings are defaced or deleted during construction / repair.

5. Control and provide security of Contractor-owned equipment and materials at the work site. Report immediately missing / lost / stolen property to the park dispatch / law enforcement rangers at 702-293-8998 (non-emergencies).

6. Vehicles associated with the Contractor shall be waived the entrance fee upon entering in a marked company vehicle or by providing the names of employees entering in personal vehicle(s). Please note that the entrance fee is waived only for the purpose of reporting directly to a specific work location. Any deviation for recreational purposes is subject to payment of required entrance fees.

7. Vehicles / Heavy Equipment:

   a. Rules of the Road: All vehicles and heavy equipment will comply with posted traffic regulations, including speed limits and double-yellow center lane markings. Vehicles and heavy equipment shall take every safe opportunity to use paved roadside pullouts in order to allow faster moving traffic to pass. Failure to comply with traffic regulations will result in a citation being issued to the driver.

   b. Vehicle Parking: Vehicles are not permitted within long-term or overnight parking along park roads or in associated overlooks / pullouts. Vehicles and heavy equipment will be permitted at designated parking areas only.

   c. Vehicle Exhaust: All vehicles will be properly maintained to insure that the exhaust produced is within legal limits. Effects of excessive vehicle exhaust may be subject to enforcement of State and Federal laws regarding emissions as well as those regarding threatened and endangered species.

d. Spills: Contractor shall be responsible for any cleanup efforts required in accordance with 40 CFR and all applicable state environmental quality laws regarding disposal and cleanup of hazardous / industrial wastes. Contractor must immediately notify the Contracting Officer of spills.

e. Commercial Vehicle Safety Inspections: The Contractor, employees, contractors, and subcontractors shall fully cooperate regarding safety inspections of commercial vehicles within the Park. Commercial vehicle safety inspections are conducted unannounced for employee and visitor safety. Vehicles are checked for safety and mechanical deficiencies and for compliance with current state and federal laws and regulations. Driver licenses and medical certificates are also checked.

f. DOT Compliance: All vehicles are to be compliant with all DOT requirements including but not limited to driver with appropriate license class, medical examiner card as appropriate with license class, carrying three (3) triangles or three (3) flares, mounted fire extinguisher, and valid DOT safety sticker.

g. Slow Vehicles: The Contractor is to notify the Contracting Officer of slow vehicles that may cause traffic delays or extended traffic lines. Vehicles that are slow are requested to enter the Park AFTER 2:00 p.m. and exit the Park BEFORE sunset.

h. Oversized Vehicles: Oversized vehicles are defined as vehicles where the width of the vehicle or load exceeds one lane (i.e., beyond the center line of the paved road). Oversized vehicles must not exceed the clearances along the Park road corridor. Oversized vehicles will require an escort and drivers must avoid driving on the edges of the Park road. The Contractor is to notify the Contracting Officer of oversized vehicles, scheduled dates and estimated arrival times at the park entrance, and the identity of who is escorting the vehicle (e.g., police, contractor, etc.). Vehicles that are oversized are requested to enter the Park AFTER 2:00 p.m. and exit the Park BEFORE sunset.

i. Road Work: Contractor shall provide adequate traffic control, including flaggers on either side of any work performed on the road. Any workers on or near the road must wear highly visible, bright clothing. (See Section 01 50 00 for additional details).

j. Law Enforcement: Law enforcement rangers will intervene if they perceive any unsafe or unlawful activity. Contractor must immediately comply with any instructions issued by a park law enforcement ranger.

k. Road & Weight Restrictions: All vehicle load, weight and size limitations, as established by State law, apply to vehicles operated on the Park road (36 CFR § 4.11). No loads heavier than the current load rating for the historic Park bridge will be permitted.

8. Emergency Medical and Accident Reporting:

a. The Contractor or subcontractor shall contact Park Dispatch for any medical emergency or traffic accident occurring within the Park.
Emergency number: Dial 911 as needed.

Park Dispatch: 702-293-8932 (emergency)

Park Dispatch is called so that the entrance station will be prepared should any emergency vehicles (e.g. ambulance) need to enter the Park and so that any available Emergency Medical Services personnel in the Park might respond until such time as the ambulance arrives.

b. The Contractor or subcontractor is required to report ANY personal injury and / or property damage incident occurring within the park. This report must be made to a Law Enforcement Ranger at the first available opportunity before leaving the park:

Park Dispatch: 702-293-8998 (non-emergency)

1.2 RESOURCE PROTECTION

A. General: The park is committed protecting natural and cultural resources found within the park and adjacent lands. The Contractor must comply with the following rules and conditions:

1. Invasive Species: The introduction of non-native invasive species can threaten rare and endangered species or can create new populations of non-native species not traditionally found in the park. The contractor is required to inform personnel, subcontractors, and vendors to thoroughly clean all vehicles, equipment, tools, supplies, and materials prior to packing / loading. The park requires, and will perform, inspections to ensure non-transport of non-native species PRIOR to arriving at the park entrance. Contact the resource staff directly at 702-371-9673 or 702-293-8849 at least (3) three days in advance of park entry to arrange for inspection(s).

2. Endangered Species: Endangered species are protected by Federal law. Obey all park regulations. Drivers must obey all traffic laws and keep an eye out for animals on or alongside road. Contact park dispatch at 702-293-8998 (non-emergency) immediately if animal is hit or injured or will not move off of the road. All contractor's personnel working in Lake Mead National Recreation Area must have up-to-date Lake Mead Desert Tortoise awareness training. Prior to starting work, contact the resource staff directly at 702-371-9673 or 702-293-8849 at least three (3) business days in advance to schedule the Desert Tortoise awareness training.

   The following endangered species are found within the park and require certain considerations.

   a. Desert Tortoise – Desert Tortoise are frequently along the road side at Lake Mead National Recreation Area and do not readily move when approached by cars. If there is a Desert Tortoise on the road, drivers must stop and allow the Desert Tortoise to move away on its own.

b. Razorback Sucker – Due to Razorback Sucker breeding, no construction activities will be permitted between March and May in certain waters (e.g. coves) of Lake Mead National Recreation Area.

3. Archaeological Resources: Archaeological resources are physical evidences of past human activity, including evidences of the effects of that activity on the environment. Archaeological resources are found above and below ground and underwater. The contractor shall appoint an archaeological monitor during all ground-disturbing activities in archaeological sensitive areas. If the monitor discovers resources, the contractor shall stop work or relocate work to a non-sensitive area and contact the contracting officer immediately. Archaeological resources typically found in the park or at the project site will be discussed further at the preconstruction meeting.

4. Soundscape / Noise: The contractor shall minimize noise levels at the project site to protect the soundscape of the park. Perform noise-producing work in less sensitive hours of the day or week or as directed by the contracting officer.

END OF SECTION 01 11 40

SECTION 01 27 00

DEFINITION OF CONTRACT PRICE ITEMS

PART 1 – GENERAL

1.1 LIST OF CONTRACT LINE ITEMS

A. Contract Price Item No.0010 – Demolition.

1. This price item consists of all necessary material, labor, and equipment required to demo five (5) porcelain toilets, one (1) urinal, two (2) sinks, seven (7) windows, three (3) doors, five (5) stall divider doors, four (4) 4' fluorescent tube light fixtures, five (5) single light fixtures, one (1) exterior sign/display case, one (1) mirror, five (5) toilet paper roll holders, two (2) roof skylight bubbles, and associated civil material, labor, and equipment.

2. Payments will be made monthly.

B. Contract Price Item No.0020 – Install new stainless steel toilets.

1. This price item consists of all necessary material, labor, and equipment required to install new stainless steel toilets, and associated civil material, labor, and equipment.

2. Payments will be made monthly.

C. Contract Price Item No.0030 – Install stainless steel urinal.

1. This price item consists of all necessary material, labor, and equipment required to install a new stainless steel urinal, and associated civil material, labor, and equipment.

2. Payments will be made monthly.

D. Contract Price Item No.0040 – Install stainless steel sinks.

1. This price item consists of all necessary material, labor, and equipment required to install new stainless steel sinks, and associated civil material, labor, and equipment.

2. Payments will be made monthly.

E. Contract Price Item No.0050 – Install new windows.

1. This price item consists of all necessary material, labor, and equipment required to install new windows and match the existing exterior, and associated civil material, labor, and equipment.

2. Payments will be made monthly.

F. Contract Price Item No.0060 – Install new doors.

1. This price item consists of all necessary material, labor, and equipment required to install new doors and match the existing exterior, and associated civil material, labor, and equipment.

2. Payments will be made monthly.

G. Contract Price Item No.0070 – Paint interior of bathroom.

1. This price item consists of all necessary material, labor, and equipment required to paint the interior ceiling and trim, and associated material, labor, and equipment.

2. Payments will be made monthly.

H. Contract Price Item No.0080 – Epoxy floor of bathroom.

1. This price item consists of all necessary material, labor, and equipment required to epoxy coat the floor of the bathroom, and associated civil material, labor, and equipment.

2. Payments will be made monthly.

I. Contract Price Item No.0090 – Install new stall dividers.

1. This price item consists of all necessary material, labor, and equipment required to install new stall dividers, and associated civil material, labor, and equipment.

2. Payments will be made monthly.

J. Contract Price Item No.0100 – Install new lighting.

1. This price item consists of all necessary material, labor, and equipment required to install new lighting, and associated civil material, labor, and equipment.

2. Payments will be made monthly.

K. Contract Price Item No.0110 – Install new exterior sign/display case.

1. This price item consists of all necessary material, labor, and equipment required to install new exterior sign/display case, and associated civil material, labor, and equipment.

2. Payments will be made monthly.

L. Contract Price Item No.0120 – Install new mirrors.

1. This price item consists of all necessary material, labor, and equipment required to install new mirrors, and associated civil material, labor, and equipment.

2. Payments will be made monthly.

M. Contract Price Item No.0130 – Install new toilet paper holders.

1. This price item consists of all necessary material, labor, and equipment required to install new toilet paper holders in each stall, and associated civil material, labor, and equipment.

2. Payments will be made monthly.

N. Contract Price Item No.0140 – Install new skylight bubbles.

1. This price item consists of all necessary material, labor, and equipment required to install new skylight bubbles, and associated civil material, labor, and equipment.

2. Payments will be made monthly.

O. Contract Price Item No.0150 – Replace any broken or damaged clay roof tiles.

1. This price item consists of all necessary material, labor, and equipment required to remove and replace any broken or damaged clay roof tiles, and associated civil material, labor, and equipment.

2. Payments will be made monthly.

1.1 LIST OF SCHEDULE OF VALUES

INDEPENDENT GOVERNMENT COST ESTIMATE (IGCE)					
Park: LAKE	Echo Bay Restroom Rehab				
Prepared By: Mark Fiorina		Date: 4/14/2026			

Contract CLIN 1-11					
CLIN:	DESCRIPTION	QUANTITY	UNIT	Price	TOTAL ($)
1	Demolition	1	EA		
2	Installation of toilets	5	EA		
3	Installation of urinal	1	EA		
4	Installation of sinks	2	EA		
5	Installation of windows	7	EA		
6	Installation of exterior doors	3	EA		
7	Paint interior of bathroom	418	SF		
8	Epoxy floor of bathroom	418	SF		
9	Installation of stall divider doors	5	EA		
10	Installation of lights	9	EA		
11	Installation of exterior sign/display case	1	EA		
12	Installation of mirrors	2	EA		
13	Installation of toilet paper holders	5	EA		
14	Installation of roof skylight bubbles	2	EA		
15	Remove and replacement of any broken clay roof tiles	1	EA		
	Note that this FOB Destination. This is a firm fixed price requirement. All costs associated to perform the work in accordance to the Statement of Work shall be included. It is anticipated that award will be made as a lump sum.				

END OF SECTION 01 27 00

SECTION 01 31 00

PROJECT MANAGEMENT & COORDINATION

PART 1 – GENERAL

1.1 SUBMITTALS

A. Division 01 documents: The following items shall be submitted a minimum of one week prior to the kick-off meeting. Contracting Officer will notify Contractor of tentative date for the kick-off meeting.

1. Letter designating Project Superintendent.
2. Service Schedule.
3. A comprehensive breakdown of the Schedule of Values.
4. Accident Prevention Plan.
5. A list of Subcontractors for this project.
6. Written statements from subcontractors certifying compliance with applicable labor standard clauses.
7. Satisfactory evidence of liability insurance coverage and workman's compensation for the Contactor and all subcontractors.

B. All items listed must be provided to the Contracting Officer before the kick-off meeting is held. If all of these documents have not been received one week prior to the scheduled kick-off meeting date, the meeting will be cancelled.

1.2 REQUESTS FOR INFORMATION (RFIs)

A. General: On discovery of the need for additional information or interpretation of the Contract Documents, the Contractor shall prepare and submit an RFI utilizing the form designated by the Contracting officer.

1. Contracting Officer will not respond to RFIs submitted by other entities controlled by Contractor.
2. Coordinate and submit RFIs in a prompt manner to avoid delays in the work.

B. Content of the RFI: Include a detailed, legible description of item needing information or interpretation and the following:

1. RFI number, numbered sequentially.
2. Date.
3. RFI subject.
4. Specification Section number and title and related paragraphs, as appropriate.
5. Drawing number and detail references, as appropriate.
6. Contractor's suggested resolution. If Contractor's suggested resolution impacts the Contract Time or the Contract Sum, Contractor shall state impact in the RFI.

7. Contractor's signature.
8. Requested date for response.
9. Attachments: Include sketches, descriptions, measurements, photos, Product Data, Shop Drawings, coordination drawings, and other information necessary to fully describe items needing interpretation.
    a. Include dimensions, thicknesses, and details of affected materials, assemblies, and attachments on attached sketches.

C. Contracting Officer's Action: Contracting Officer will review each RFI, determine action required, and respond. Contracting Officer will determine the critical nature of each RFI and issue a response accordingly.

1. The following are not considered to be RFIs and will receive no action:
    a. Requests for approval of submittals.
    b. Requests for approval of substitutions.
    c. Requests for approval of Contractor's means and methods.
    d. Requests for coordination information already indicated in the Contract Documents.
    e. Requests for adjustments in the Contract Time or the Contract Sum.
    f. Requests for interpretation of Architect's actions on submittals.
    g. Incomplete RFIs or inaccurately prepared RFIs.

2. Contracting Officer's action may include a request for additional information, in which case time for response will date from time of receipt of additional information.

3. Contracting Officer's action on RFIs may result in the need for a change to the Contract Time or the Contract Sum. All contract changes will be processed following the terms and conditions of the contract.

END OF SECTION 01 31 00

REQUEST FOR INFORMATION

Project:

Contract No.: **Date:**

To:

cc:

From:

Subject:

Please provide the following information or clarification:

Response required by \ \

Date:

To:

From:

Subject:

SECTION 01 32 16

SERVICE SCHEDULE

PART 1 - GENERAL

1.1 SUMMARY

A. This Section consists of Service Schedule requirements including but not limited to the following:

1. Schedule of Values
2. Service Schedule Requirements.
3. Service Schedule Updates.

B. Purpose: The purpose of the Service Schedule is to ensure adequate planning, coordination, scheduling, and reporting during execution of the work by the Contractor. The Service Schedule will assist the Contractor and Contracting Officer in monitoring the progress of the work, evaluating proposed changes, and processing the Contractor's monthly progress payment.

1.2 SUBMITTALS

A. Schedule of Values: After contract award and before the kick-off meeting submit a schedule of dollar values based on the Contract Price Schedule.

B. Service Baseline Schedule: After contract award and before the kick-off meeting, submit a baseline schedule, large enough to show entire schedule for entire service period.

C. Service Schedule Updates: Prior to the progress payment request date, submit estimates of the percent completion of each schedule activity and necessary supporting data.

1.3 COORDINATION

A. Coordinate Service Baseline Schedule with the Schedule of Values, list of subcontracts, payment requests, and other required schedules and reports.

PART 2 - PRODUCTS

2.1 SCHEDULE OF VALUES

A. Breakdown each lump-sum item into component work activities used in the schedule, for which progress payments may be requested. The work activities broken out within the schedule of values shall be integrated into and made a logical part of the service baseline schedule submitted under this specification. The total costs for the component work activities shall equal

the contract price for that lump-sum item. The Contracting Officer may request data to verify accuracy of dollar values. Include mobilization, general condition costs, overhead and profit in the total dollar value of unit price items and in the component work activities for each lump-sum item. Do not include mobilization, general condition costs, overhead or profit as a separate item.

B. Do not break down unit price items. Use only the contract price for unit price items.

C. The total cost of all items shall equal the contract price. The Schedule of Values will form the basis for progress payments.

D. An acceptable Schedule of Values shall be agreed upon by the Contractor and Contracting Officer before the first progress payment is processed.

2.2 SERVICE SCHEDULE REQUIREMENTS

A. Service Baseline Schedule: Prepare Service Baseline Schedule using computerized scheduling software.

1. Service Baseline Schedule shall show submittal review, service start date, work activities / staff resources, activity durations, major milestones, inspection dates, closeout activities, and project end date.

2. Establish procedures for updating Service Baseline Schedule and for reporting progress. Coordinate procedures with progress meeting and payment request dates.

3. Contracting Officer may request an updated Service Schedule at any time to confirm progress of the work.

END OF SECTION 01 32 16

CM-16 TRANSMITTAL FORM - NATIONAL PARK SERVICE

Park:	PMIS No.:	Project:	Contract No.:	Date:	Transmittal No.: Sheet: 1 of:

Contractor:	Subcontractor / Supplier:

Action Submittal	Informational Submittal	Item No.	Specification Section No.	Paragraph No.	Description of Item (Size, Type, Name, Manufacturer, Use, Etc.)	No. of Copies Submitted	Contributes to meeting LEED and/or Fed Sust. Req.	Meets Buy American Act Req.	Alternate Materials Proposed	NPS ACTION: Action Submittal: No. of Copies Returned	Approved	Approved with Notations	Disapproved - Resubmit	Informational Submittal: Accept	Reject

Contractor's Signature:			Recommended by:
Title:	Date:	I hereby certify that this submittal has been reviewed for accuracy, completeness, and compliance with contract requirements (FAR 52.236-21)	Title: Date:
Review Comments:			Action by:
			Title: Date:
			Approval of this submittal is subject to the provisions of the contract drawings and specifications. This action is for general concurrence only and the government is not responsible for errors or omissions
Date Received:	Distribution: 1 copy each: CMR Interim, A/E, DSC, Contr.		Date To Contractor: r03/10

CM-16 TRANSMITTAL FORM CONTINUATION - NATIONAL PARK SERVICE

Park:	PMIS No.:	Project:	Contract No.:	Date:	Transmittal No.: Sheet: of:

Contractor:	Subcontractor / Supplier:

										NPS ACTION					
										Action Submittal				Informational Submittal	
Action Submittal	Informational Submittal	Item No.	Specification Section No.	Paragraph No.	Description of Item (Size, Type, Name, Manufacturer, Use, Etc.)	No. of Copies Submitted	Contributes to meeting LEED and/or Fed Sust. Req.	Meets Buy American Act Req.	Alternate Materials Proposed	No. of Copies Returned	Approved	Approved with Notations	Disapproved - Resubmit	Accept	Reject

Review Comments

r03/10

SECTION 01 33 23

SUBMITTAL PROCEDURES

PART 1 - GENERAL

1.1 GENERAL SUBMITTAL PROCEDURES

A. Electronic Submittals: Identify and incorporate information in each electronic submittal file as follows:

1. CM-16 Transmittal Form: All submittals shall be transmitted using National Park Service form CM-16 form, attached to the end of this specification section. No action will be taken on a submittal item unless accompanied by the CM-16 transmittal form. Complete the general information at the top of the form.
   a. Provide all required information based on the submittal type
   b. Attach all related documents.
   c. Sign the CM-16 form in the contractor section at the bottom of the form.

2. Physical samples: Complete the CM-16 form as outlined above and deliver the physical sample to the CO (or designee) on site for processing. All comments and actions will be documented on the CM-16 form.

1.2 ACTION SUBMITTALS

A. Paint colors.
B. Stall divider colors.
C. Epoxy flooring color.

END OF SECTION 01 33 23

SECTION 01 35 23

SAFETY REQUIREMENTS

PART 1 - GENERAL

1.1 SUMMARY

A. General: This section includes establishing an effective accident prevention program and providing a safe environment for all personnel and visitors.

1.2 SUBMITTALS

A. Accident Prevention Plan: After contract award and before the kick-off meeting, submit for review an Accident Prevention Plan. The Contracting Officer will review the proposed Plan. If the plan requires any revisions or corrections, the Contractor shall resubmit the Plan within ten (10) days. No progress payments will be made until the Plan is accepted.

1.3 QUALITY ASSURANCE

A. Comply with contract clauses entitled "Accident Prevention" and "Permits and Responsibilities". In case of conflicts between Federal, State, and local safety and health requirements, the most stringent shall apply. Equipment or tools not meeting OSHA requirements will not be allowed on the project sites. Failure to comply with the requirements of this section and related sections may result in suspension of work.

B. Qualifications of Employees:

1. All employees must be physically qualified and able to perform their assigned duties in a safe manner.

2. Do not allow employees to perform work whose ability or alertness is impaired because of prescription or illegal drug use, fatigue, illness, intoxication, or other conditions that may expose themselves or others to injury.

3. Operators of vehicles, hoisting equipment, and hazardous plant equipment shall be able to understand signs, signals, and operating instructions, and be fully capable of operating such equipment. Provide operating instructions for all equipment. Newly hired operators shall be individually tested by an experienced operator or supervisor to determine if they are capable of safely operating equipment.

1.4 ACCIDENT REPORTING

A. Reportable Accidents: A project reportable accident is defined as death, occupational disease, traumatic injury to employees or the public, fires, and property damage by accident in excess of one hundred dollars ($100). Notify Contracting Officer immediately in the event of a reportable accident. Within seven (7) days of a reportable accident, fill out and forward to Contracting Officer an Accident/Property Damage Report (Form CM-22). Form may be obtained from the Contracting Officer.

PART 2 - PRODUCTS

2.1 ACCIDENT PREVENTION PLAN

A. The Plan shall be written to comply with OSHA and project requirements (a generic plan is not acceptable) including but not limited to the following:

1. Name of responsible supervisor to carry out the program.
2. Weekly and monthly safety meetings.
3. First aid procedures.
4. Outline of each phase of the work, the hazards associated with each major phase, and the methods proposed to provide for property protection and safety of the public, National Park Service personnel, and Contractor's employees. Identify the work included under each phase.
5. Training, both initial and continuing.
6. Planning for possible emergency situations, such as floods, fires, cave-ins, slides, explosions, power outages, and wind storms. Such planning shall take into consideration the nature of construction, site conditions, and degree of exposure of persons and property.

2.2 FIRST AID FACILITIES

A. Provide adequate facilities for the number of employees and the hazards associated with the types of ongoing construction work at the site.

2.3 PERSONNEL PROTECTIVE EQUIPMENT

A. Meet requirements of applicable ANSI standards.

PART 3 - EXECUTION

3.1 EMERGENCY INSTRUCTIONS

A. Post telephone numbers and reporting instructions for ambulance, physician, hospital, fire department, and police in conspicuous locations at the work site.

3.2 FIRE AND LIFE SAFETY

A. Comply with the requirements of NFPA 241 (Standard for Safeguarding Construction, Alteration, and Demolition Operations).

B. Store hazardous materials in accordance with manufacturer's and OSHA recommendations. Maintain readily available, on site, MSDS for each chemical.

1. Immediately report all spills of hazardous materials to the park.
2. Maintain a spill emergency response kit.

3.3 PROTECTIVE EQUIPMENT

A. Inspect personal protective equipment daily and maintain in a serviceable condition. Clean, sanitize, and repair personal items, as appropriate, before issuing them to another individual.

B. Inspect and maintain other protective equipment and devices before use and on a periodic basis to ensure safe operation.

3.4 SAFETY MEETINGS

A. As a minimum, conduct weekly fifteen (15) minute "toolbox" safety meetings. These meetings shall be conducted by a foreman or supervisor and attended by all construction personnel at the worksite. Topics need to coincide with work scheduled for the following week. Document and submit meeting minutes to the Contracting Officer within one (1) day after the meeting.

B. Conduct monthly safety meetings for all levels of supervision. Meetings shall be attended by all contractors and subcontractors performing work on the site. Notify the Contracting Officer of meeting dates and times. These meetings shall be used to review the effectiveness of the Contractor's safety effort, to resolve current health and safety problems, to provide a forum for planning safe construction activities, and for updating the Accident Prevention Plan. The Contracting Officers Representative will attend the meeting and enter the results of the meetings into the daily log.

3.5 HARD HATS AND PROTECTIVE EQUIPMENT AREAS

A. A hard hat area shall be designated by the Contractor. The hard hat area shall be posted by the Contractor in a manner satisfactory to the Contracting Officer.

B. It is the Contractor's responsibility to require all those working on or visiting the site to wear hard hats and other necessary personal protective equipment at all times. As a minimum, provide six (6) six hard hats for use by visitors.

3.6 TRAINING

A. First Aid: Provide adequate training to an adequate number of personnel to ensure prompt and efficient first aid.

B. Hazardous Material: Train and instruct each employee exposed to hazardous material in safe and approved methods of handling and storage. Hazardous materials are defined as explosive, flammable, poisonous, corrosive, oxidizing, irritating, or otherwise harmful substances that could cause death or injury.

END OF SECTION 01 35 23

SECTION 01 50 00

TEMPORARY FACILITIES & CONTROLS

PART 1 - GENERAL

1.1 TEMPORARY FACILITIES AND CONTROLS

A. General: The contractor will be allowed to set up temporary facilities and controls as outlined. All temporary facilities and controls shall be removed from the site before final acceptance of the work.

1. Temporary Utilities: The following utilities are available for use at the project site:

a. Electrical Power Service: Electrical power service is available from facilities at or near the project site for use on the contract without charge. Provide all connections and extensions of services in a safe manner in compliance with NEC, NEMA, and UL standards and regulations.

b. Water Service: Non-potable water service is available from facilities at or near the project site for use on the contract without charge. Provide all connections and extensions of services with proper backflow prevention devices in compliance with AWWA standards and local regulations.

c. Sanitary Facilities: Restrooms are not available at the site. The contractor shall supply properly ventilated, weather-proof, lockable, portable toilets. The contractor shall properly pump / empty these toilets on a regular basis, and keep toilet clean so as not to attract insects / animals.

2. Temporary Sheds of Field Offices: The construction of temporary sheds, field offices, or structures will not be allowed at the project site.

3. Site Enclosure Fence: For uncontrolled sites, the contractor shall construct an enclosure fence, barrier, or partition to prevent people and animals from entering the site except by gates / doors.

4. Traffic Controls: The contractor shall erect and maintain barricades, danger signals, and warning signs in accordance with the Manual on Uniform Traffic Control Devices (MUTCD), 2009 edition. The contractor shall provide adequate traffic control, including flaggers or either side of any work performed in the road. Any workers on or near the road must wear highly visible, bright clothing.

END OF SECTION 01 50 00

SECTION 01 73 40

EXECUTION

PART 1 - EXECUTION

1.1 PROGRESS CLEANING

A. General: Clean Project site and work areas daily, including common areas. Coordinate progress cleaning for joint-use areas where more than one installer has worked. Enforce requirements strictly. Dispose of materials lawfully.

B. Site: Maintain Project site free of waste materials and debris.

C. Work Areas: Clean areas where work is in progress to the level of cleanliness necessary for proper execution of the Work.

~~1.~~ Remove liquid spills promptly.
~~2.~~ Where dust would impair proper execution of the Work, broom-clean or vacuum the entire work area, as appropriate.
~~3.~~ Contractor shall provide progress cleaning that minimizes sources of food, water, and harborage available to pests.

D. Concealed Spaces: Remove debris from concealed spaces before enclosing the space.

E. Waste Disposal: Burying or burning waste materials on-site will not be permitted. Washing waste materials down sewers or into waterways will not be permitted.

F. Limiting Exposures: Supervise construction operations to assure that no part of the construction completed or in progress, is subject to harmful, dangerous, damaging, or otherwise deleterious exposure during the construction period.

G. Final Cleaning: At completion of Work, remove all remaining waste materials, rubbish, tools, equipment, machinery and surplus materials, and clean all exposed surfaces; leave Project clean and ready for occupancy.

END OF SECTION 01 73 40

SECTION 01 74 19

CONSTRUCTION WASTE MANAGEMENT & DISPOSAL

PART 1 – GENERAL

1.1 DISPOSAL OF WASTE

A. General: Except for items or materials to be salvaged, recycled, or otherwise reused, remove waste materials from Project site and legally dispose of them in a landfill or incinerator acceptable to authorities having jurisdiction.

1. Except as otherwise specified, do not allow waste materials that are to be disposed of to accumulate on-site.
2. Remove and transport debris in a manner that will prevent spillage on adjacent surfaces and areas.

B. Burning: Do not burn waste materials.

C. Disposal: Transport waste materials off Government's property and legally dispose of them.

END OF SECTION 01 74 19

SECTION 01 77 00

CLOSEOUT PROCEDURES

PART 1 – GENERAL

1.1 SUBSTANTIAL COMPLETION AND FINAL INSPECTION

A. When project, or designated portion of project, is substantially complete, request in writing a final inspection. Upon receipt of written request that project is substantially complete, the Contracting Officer will proceed with inspection within ten (10) days of receipt of request or will advise the Contractor of items that prevent the project from being designated as substantially complete.

B. If, following final inspection, the work is determined to be substantially complete, Contracting Officer will prepare a Punch List to be corrected before final acceptance and issue a Letter of Substantial Completion. Contractor shall complete the work described on the Punch List within thirty (30) calendar days, as weather permits. If the Contractor fails to complete the work within this time frame, the Contracting Officer may either replace or correct the work with an appropriate reduction in the contract price or charge for re-inspection costs in accordance with the Inspection of Construction clause of the contract.

C. If, following final inspection, the work is not determined to be substantially complete; Contracting Officer will notify Contractor in writing. After completing work, Contractor shall request a new final inspection. All re-inspection costs may be charged against the Contractor in accordance with the Inspection of Construction clause of the contract.

1.2 FINAL ACCEPTANCE OF THE WORK

A. After all deficiencies have been corrected, a Letter of Final Acceptance will be issued.

END OF SECTION 01 77 00

LAKE MEAD NATIONAL RECREATION AREA

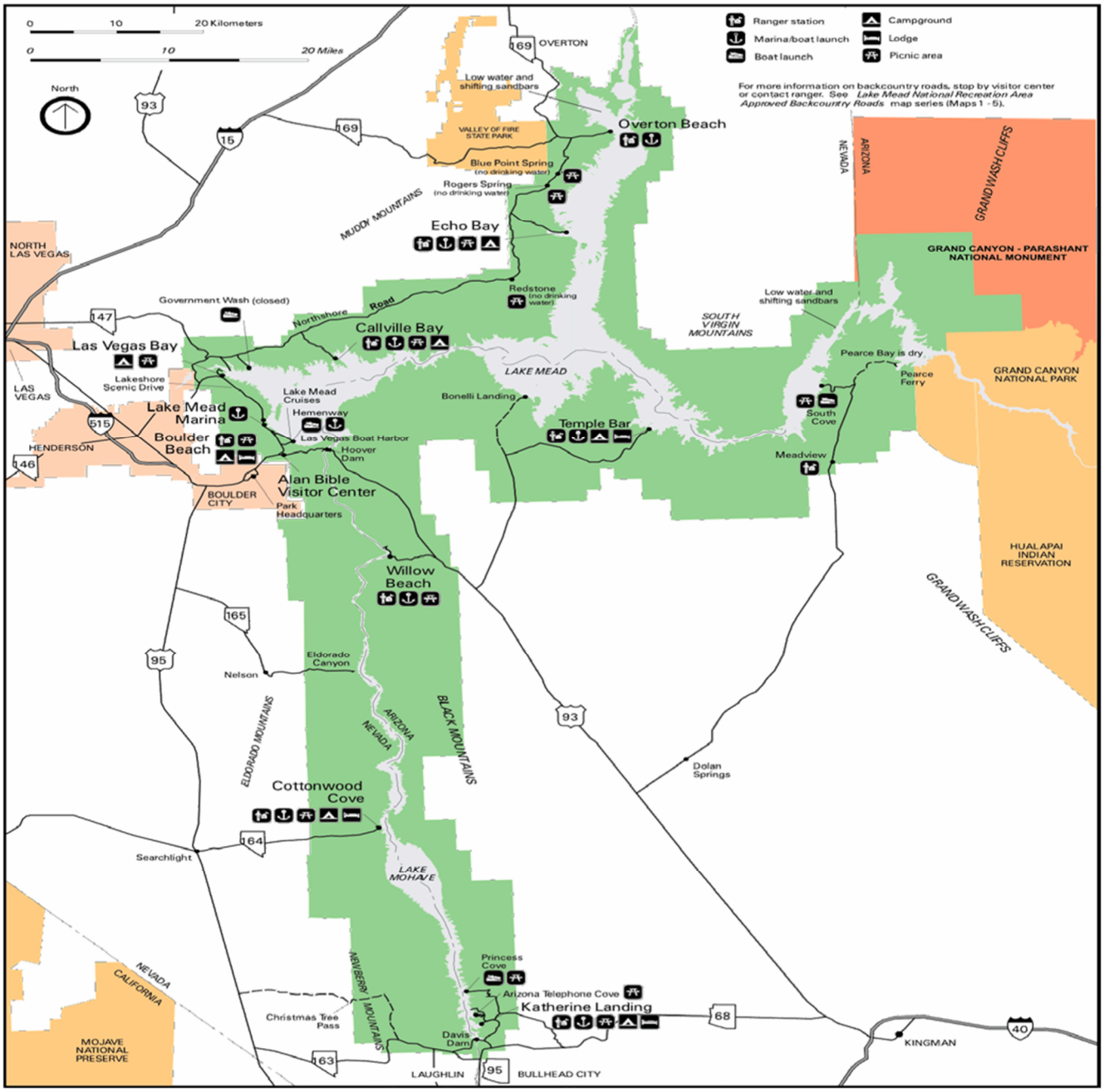

FIGURE 1

LAKE MEAD NRA DISTANCE CHART

Distances in Miles	Alan Bible Visitor Ctr	Hemenway Harbor	Boulder Beach	Lake Mead Marina	Las Vegas Bay	Callville Bay	Echo Bay	Overton Beach	Hoover Dam Visitor Ctr	Willow Beach	Temple Bar	South Cove	Cottonwood Cove	Katherine Landing
Alan Bible Visitor Ctr	0	2.2	2	3.2	9	26	51	59	3	22	49	92	57	87
Hemenway Harbor	2.2	0	1	2.2	8	25	50	58	4	23	50	93	58	88
Boulder Beach	2	1	0	1.2	7	24	49	57	5	24	51	94	59	89
Lake Mead Marina	3.2	2.2	1.2	0	6	23	48	56	6	25	52	95	60	90
Las Vegas Bay	9	8	7	6	0	17	42	50	12	31	58	101	66	96
Callville Bay	26	25	24	23	17	0	33	41	29	48	75	118	83	113
Echo Bay	51	50	49	48	42	33	0	18	62	73	100	143	108	138
Overton Beach	59	58	57	56	50	41	18	0	70	81	108	151	116	146
Hoover Dam	3	4	5	6	12	29	62	70	0	19	46	89	60	99
Willow Beach	22	23	24	25	31	48	73	81	19	0	35	78	79	88
Temple Bar	49	50	51	52	58	75	100	108	46	35	0	97	155	107
South Cove	92	93	94	95	101	118	143	151	89	78	97	0	154	106
Cottonwood Cove	57	58	59	60	66	83	108	116	60	79	155	154	0	58
Katherine Landing	87	88	89	90	96	113	138	146	99	88	107	106	58	0

Table of approximate land-travel distances between major destinations at Lake Mead NRA

FIGURE 2







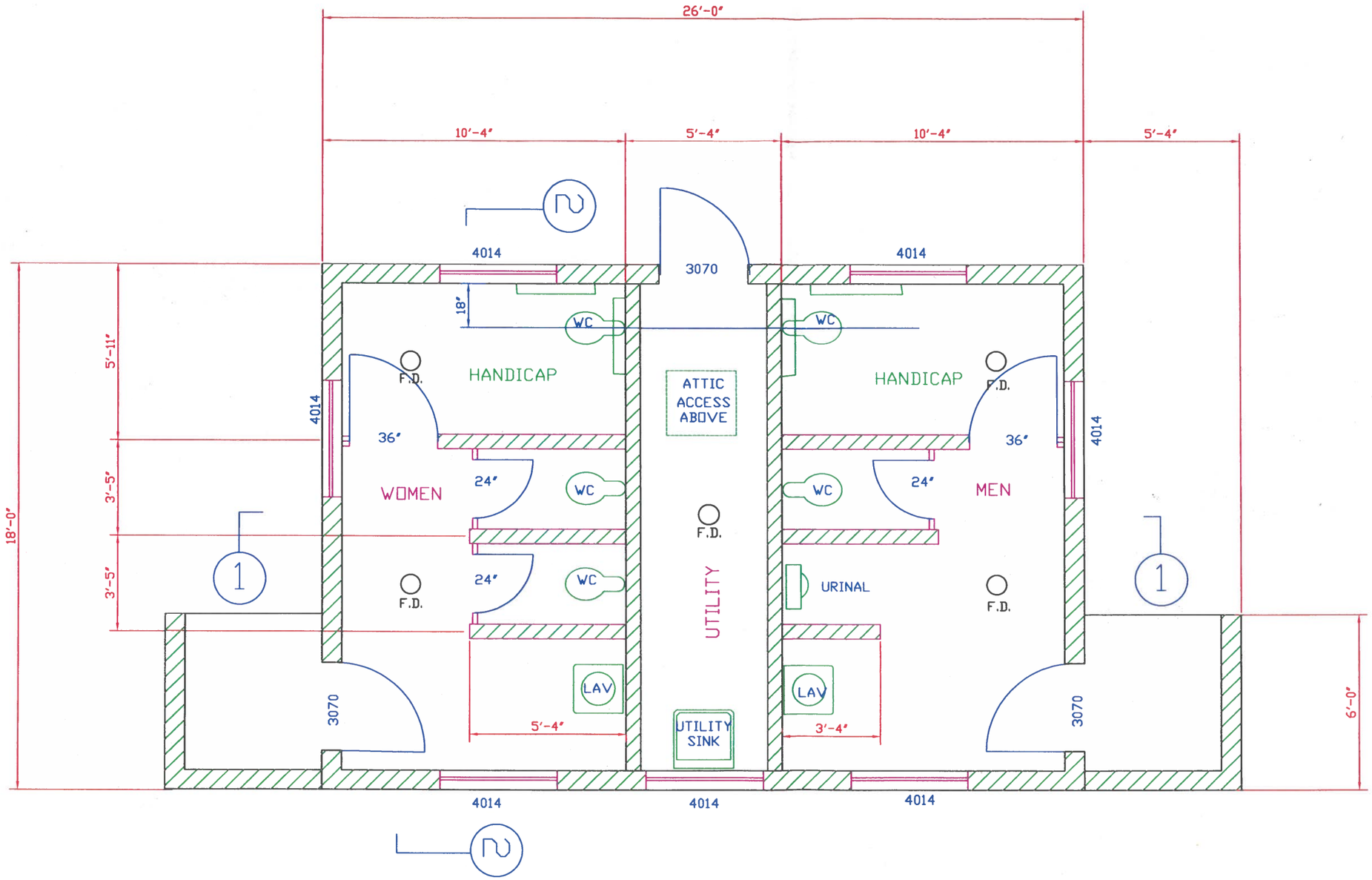

FLOOR PLAN

SCALE: 1/4" = 1'-0"

0' 5' 10'

SCALE

JUN. 2001

FILE: RR-FL1

RESTROOM REPLACEMENT

LAKE MEAD NATIONAL RECREATION AREA

602

60,456

20 OF 28