Life Safety Information Per Line Type					
Line	Designation	Wall Requirements	Opening Protection Requirements	Additional Information	Code References
	Building Separation	◊ Also known as fire walls. ◊ Walls are structurally independent. ◊ Wall must stack vertically.	◊ No utilities are to pass through the fire walls. ◊ Opening protection fire resistance rating based on the rating of the fire wall.	◊ Not common in health care facilities unless there are differing construction types.	8.2.1, NFPA 220
Based on Rating - See Types Below	Occupancy Separations	◊ See the wall requirements for the corresponding fire barrier noted below.	◊ See the opening protection requirements for the corresponding fire barrier noted below.	◊ Hourly rating determined by the occupancy types being separated. See Table 6.1.14.4.1.	6.1.14.4.2
	Horizontal Exit	◊ See requirements for 2-hour fire barrier below. ◊ Barrier must stack vertically from grade level to highest floor required. ◊ If barrier terminates at exterior wall with less than 180-degree angle, 10 feet on either side of the barrier must be protected with 1-hour fire rating.	◊ See requirements for 2-hour fire barrier below. ◊ Opening protection in 10 ft exposure protection at exterior walls required to be ¾-hour ◊ Doors must be opposite swinging when located across a corridor or swing in the direction of egress when in a wall.	◊ Fire rated glazing size is limited to max area tested. ◊ The Building Code may have additional requirements. ◊ Side lights, transoms, and windows in walls limited to fire resistance rated glazing (D-H-W-120). ◊ Horizontal exits may also require a fire alarm manual pull station on each side of the doors and a fire hose connection (standpipe) on each side of the doors.	7.2.4, 7.2.4.3.1, 7.2.4.4, 8.3
	3-hour Fire Barrier	◊ Masonry or three layers of 5/8-inch gypsum on each side of studs. ◊ All penetrations must be sealed with an approved fire stop assembly or existing fire stop in good condition. Painted fire stop is not permitted.	◊ 3-hour fire rated door. ◊ Wired glazing or 3-hour fire rated glazing (D-H-180). ◊ Door must be self-closing and positive latching. ◊ All door hardware must be UL listed for use on fire rated doors. ◊ Clearance under the door can be no larger than ¾-inch. ◊ Gaps around the door must be as tight-fitting as possible (generally 1/8-inch is accepted). ◊ Fire dampers required.	◊ Fire rated glazing size is limited to 100 sq. in. ◊ These barriers are mostly used for separation of construction types. ◊ Side lights, transoms, and windows in walls limited to fire resistance rated glazing (D-H-W-180).	8.3
	2-hour Fire Barrier	◊ Masonry or two layers of 5/8-inch gypsum on each side of studs. ◊ All penetrations must be sealed with an approved fire stop assembly or existing fire stop in good condition. Painted fire stop is not permitted.	◊ 1.5-hour fire rated door. ◊ Wired glazing or 1.5 hour fire rated glazing (D-H-90). ◊ Door must be self-closing and positive latching. ◊ All door hardware must be UL listed for use on fire rated doors. ◊ Clearance under the door can be no larger than ¾-inch. ◊ Gaps around the door must be as tight-fitting as possible (generally 1/8-inch is accepted). ◊ Fire dampers required.	◊ Fire rated glazing size is limited to maximum area tested. ◊ Side lights, transoms, and windows in walls limited to fire resistance rated glazing (D-H-W-120). ◊ These barriers are used for separation of construction, shaft enclosures, horizontal exits and occupancy separations.	8.3
	1-hour Fire Barrier	◊ One layer of 5/8-inch gypsum on each side of studs. ◊ All penetrations must be sealed with an approved fire stop assembly or existing fire stop in good condition. Painted fire stop is not permitted.	◊ 3/4-hour fire rated door. ◊ Wired glazing or 3/4-hour fire rated glazing (D-H-45). ◊ Door must be self-closing and positive latching. ◊ All door hardware must be UL listed for use on fire rated doors. ◊ Clearance under the door can be no larger than ¾-inch. ◊ Gaps around the door must be as tight-fitting as possible (generally 1/8-inch is accepted). ◊ Fire dampers required when complete sprinkler protection is not provided.	◊ Fire rated glazing size is limited to maximum area tested. ◊ These barriers are used as occupancy separations, some shaft enclosures, and hazardous area protection as well as some special protection for specific situations (electrical, generators, medical gas). ◊ Some Building Codes require 1-hour corridor walls in non-sprinkler protected business occupancies.	8.3
	30-minute Fire Barrier	◊ One layer of 5/8-inch gypsum on one side of studs or one layer of standard gypsum on both sides of studs. ◊ All penetrations must be sealed with an approved fire stop assembly or existing fire stop in good condition. Painted fire stop is not permitted.	◊ 1/3-hour fire rated door. ◊ Wired glazing or 1/3-hour fire rated glazing (D-H-20). ◊ Self-closing doors not required in health care occupancies. ◊ All door hardware must be UL listed for use on fire rated doors. ◊ Clearance under the door can be no larger than ¾-inch. ◊ Gaps around the door must be as tight-fitting as possible (generally 1/8-inch is accepted). ◊ Fire dampers are NOT required.	◊ Fire rated glazing size is limited to maximum area tested. ◊ In health care occupancies we only see 30-minute fire barriers used to protect corridor walls in smoke compartments without complete sprinkler protection.	8.3

Life Safety Information Per Line Type					
Line	Designation	Wall Requirements	Opening Protection Requirements	Additional Information	Code References
	Smoke Barrier	◊ Same construction as a 1-hour fire barrier: one layer of 5/8-inch gypsum on each side of studs. ◊ Existing health care occupancies designed prior to the 1970s the barrier may be constructed as a 30-minute fire barrier. ◊ All penetrations must be sealed with an approved fire stop assembly or existing fire stop in good condition. Painted fire stop is not permitted.	◊ 1/3-hour fire/smoke rated door. ◊ Wired glazing or 1/3-hour fire rated glazing (D-H-20). ◊ Doors must be self-closing. ◊ Positive latching hardware is not required but if it is provided it must work properly. ◊ All door hardware must be UL listed for use on fire rated doors. ◊ Clearance under the door can be no larger than ¾-inch. ◊ Gaps around the door must be as tight-fitting as possible (generally 1/8-inch is accepted). ◊ Smoke dampers are NOT required by The *Life Safety Code* in smoke compartments with fully ducted HVAC systems and complete sprinkler protection.	◊ Fire rated glazing size is limited to maximum area tested. ◊ Smoke dampers are required in transfer openings within smoke barriers. ◊ Smoke dampers are required by most Building Codes. ◊ The slabs between floors are also classified as smoke barriers. Smoke dampers ARE required in all ducts penetrating the slab (8.6.1).	8.5
	Smoke Partition (Sprinkler Protected Hazardous Area Protection)	◊ There is no hourly rating noted in Section 8.4, however, Table 8.3.4.2 of the 2012 Edition notes a 30-minute fire rating. ◊ Walls can terminate at smoke resistive ceiling provided the ceiling is smoke tight, the area above the ceiling is not a plenum, and there is a smoke tight joint between the wall and the ceiling. ◊ All penetrations must be protected with a material capable of limiting the transfer of smoke.	◊ Doors must meet the requirements of 7.2.1 ◊ Clearance under the door can be no larger than ¾-inch. ◊ Gaps around the door must be as tight-fitting as possible (generally 1/8-inch is accepted). ◊ Doors must be self-closing. ◊ Smoke dampers are required to protect any air-transfer openings.	◊ Most Building Codes require corridor walls in health care occupancies to be smoke partitions and extend to the underside of the slab above.	8.4, 18/19.3.2
	Smoke Resistive Corridor Wall	◊ Existing corridor walls in smoke compartments without complete sprinkler protection are required to be 30-minute fire resistance rated. ◊ In fully sprinkler protected smoke compartments walls can terminate at the smoke resistive ceiling, provided the ceiling limits the transfer of smoke. ◊ No fire resistance rating of the wall is required in fully sprinkler protected smoke compartments. ◊ Wall shall form a barrier to limit the transfer of smoke. ◊ Restrooms and shower rooms are exempt from the protection requirements.	◊ Doors must be constructed to limit the transfer of smoke. ◊ Clearance under the bottom of the door can be no larger than 1-inch. ◊ Doors must positive-latch. ◊ Roller latches are prohibited per CMS requirements. ◊ Louvers are prohibited. ◊ Restrooms and shower rooms are exempt from protection requirements. ◊ Power operated doors are exempt from latching requirements provided the power device is capable of keeping the door closed with a 5-lb force applied to the latch side of the door and is acceptable to the AHJ.	◊ Only found in health care occupancies. ◊ Most Building Codes require corridor walls in health care occupancies to be smoke partitions and extend to the underside of the slab above.	18/19.3.6
See Corridor Wall Line Types	Suite Separations	◊ Walls separating suites are the same as the corridor walls within the smoke compartment. ◊ See requirements in corresponding corridor wall type.	◊ See requirements in corresponding corridor wall type.	◊ Suite separations are provided around the entire perimeter of the suite, except at fire rated barriers or exterior walls.	18/19.2.5.7

Code references are from the 2012 Edition of the Life Safety Code®

FACILITY SMOKE COMPARTMENT INFORMATION

MAIN BUILDING AND TOWER

ZONE	AREA	OCCUPANCY	DEPARTMENTS	EXTENT OF SPRINKLER PROTECTION
GROUND				
BM-G-A	50,108	STORAGE / INDUSTRIAL	MECHANICAL / PARKING GARAGE	COMPLETE
BT-G-A	73,058	BUSINESS / STORAGE / INDUSTRIAL	CAFETERIA / PT / OT / KITCHEN / RECEIVING / EMS	COMPLETE
FLOOR 1				
BM-1-A	45,581	BUSINESS	OUT-PATIENT RADIOLOGY	COMPLETE
BM-1-B	9,554	AMBULATORY HEALTH CARE	EMERGENCY DEPARTMENT	COMPLETE
BT-1-A	55,523	AMBULATORY HEALTH CARE	NUC MED / LAB / PHARMACY / RADIOLOGY PROCEDURES	COMPLETE
BT-1-B	10,435	NEW HEALTH CARE	NEW BEHAVIORAL HEALTH IN-PATIENT UNIT (UNDER CONSTRUCTION)	COMPLETE
FLOOR 2				
BM-2-A	44,687	BUSINESS	EYE CLINIC / DENTAL CLINIC / LEARNING CENTER	COMPLETE
BT-2-A	10,337	EXISTING HEALTH CARE	CCU	COMPLETE
BT-2-B	12,198	EXISTING HEALTH CARE	CLINIC	COMPLETE
BT-2-C	13,735	EXISTING HEALTH CARE	CATH LAB / CLINIC	COMPLETE
FLOOR 3				
BM-3-A	29,353	INDUSTRIAL	LAB	COMPLETE
BT-3-A	10,120	EXISTING HEALTH CARE	PATIENT CARE UNIT	COMPLETE
BT-3-B	11,023	EXISTING HEALTH CARE	RESPIRATORY / SLEEP STUDY	COMPLETE
BT-3-C	12,529	EXISTING HEALTH CARE	PATIENT CARE UNIT	COMPLETE
FLOOR 4				
BM-4-A	23,702	INDUSTRIAL	LAB	COMPLETE
BT-4-A	10,004	EXISTING HEALTH CARE	IN-PATIENT BEHAVIORAL HEALTH UNIT	COMPLETE
BT-4-B	10,945	EXISTING HEALTH CARE	OFFICES / DIALYSIS	COMPLETE
BT-4-C	12,692	EXISTING HEALTH CARE	ENDO / OFFICES / ON-CALL / CHAPEL	COMPLETE
FLOOR 5				
BM-5-A	22,268	INDUSTRIAL	ADMINISTRATION / ENGINEERING / SHEEL / MECHANICAL	COMPLETE
BT-5-A	7,671	EXISTING HEALTH CARE	PATIENT CARE UNIT	COMPLETE
BT-5-B	10,966	EXISTING HEALTH CARE	OFFICES	COMPLETE
BT-5-C	14,666	EXISTING HEALTH CARE	PATIENT CARE UNIT	COMPLETE
FLOOR 6				
BM-P-A	370	INDUSTRIAL	ELEVATOR MACHINE ROOM	COMPLETE
BT-6-A	8,585	EXISTING HEALTH CARE	SAME DAY SURGERY / RECOVERY	COMPLETE
BT-6-B	10,101	EXISTING HEALTH CARE	OR / OR SERVICES	COMPLETE
BT-6-C	14,933	EXISTING HEALTH CARE	OR / OR SERVICES	COMPLETE
PENTHOUSE				
BT-P-A	10,248	INDUSTRIAL	MECHANICAL PENTHOUSE / BOILERS / CHILLERS	COMPLETE
BT-P-B	1,285	INDUSTRIAL	MECHANICAL PENTHOUSE	COMPLETE

FACILITY SUITE INFORMATION

SUITE	AREA (SQ. FT.)	DEPARTMENT	TYPE
FLOOR 2 - TOWER			
1	4,988	CCU	SLEEPING SUITE
2	9,114	CLINIC	NON-SLEEPING SUITE
3	5,965	CATH LAB / EKG	NON-SLEEPING SUITE
4	4,469	CLINIC	NON-SLEEPING SUITE
FLOOR 3 - TOWER			
1	667	NEUROLOGY OFFICES	NON-PATIENT SUITE
2	488	PULMONARY OFFICES	NON-PATIENT SUITE
3	873	CARDIOLOGY OFFICES	NON-PATIENT SUITE
4	362	CARDIOLOGY OFFICES	NON-PATIENT SUITE
5	861	TESTING	NON-SLEEPING SUITE
FLOOR 4 - TOWER			
1	514	OFFICES	NON-PATIENT SUITE
2	3,574	OFFICES	NON-PATIENT SUITE
3	2,899	DIALSIS	NON-SLEEPING SUITE
4	2,029	ENDO	NON-SLEEPING SUITE
5	795	OFFICES	NON-PATIENT SUITE
6	1,667	ON-CALL	NON-PATIENT SUITE
7	1,084	OFFICES	NON-PATIENT SUITE
8	2,256	OFFICES	NON-PATIENT SUITE
FLOOR 5 - TOWER			
1	3,490	OFFICES	NON-PATIENT SUITE
2	692	OFFICES	NON-PATIENT SUITE
3	516	OFFICES	NON-PATIENT SUITE
FLOOR 6 - TOWER			
1	8,179	DAY SURGERY	NON-SLEEPING SUITE
2	2,917	RECOVERY	NON-SLEEPING SUITE
3	5,944	OR	NON-SLEEPING SUITE
4	7,683	OR	NON-SLEEPING SUITE

STAIR DISCHARGE

STAIR	FLOORS G	1	2	3	4	5	6	P	DISCHARGE LEVEL	DISCHARGE TO/THRU
1		X	X	X	X	X	X	X	GROUND	EXIT PASSAGEWAY
2	X	X	X	X	X	X	X		FLOOR 1	INTERIOR
3		X	X	X	X	X	X	X	GROUND	EXIT PASSAGEWAY
4	X	X	X						FLOOR 1	EXTERIOR
5	X	STAIR SERVES PARKING GARAGE							GROUND	EXTERIOR
6	X	STAIR SERVES PARKING GARAGE							GROUND	EXIT PASSAGEWAY
7		X	X	X	X	X	X		GROUND	EXIT PASSAGEWAY
8		X	X	X	X				GROUND	EXIT PASSAGEWAY
9		X	X	X	X	X			FLOOR 1	INTERIOR
10	X								FLOOR 1	EXTERIOR
50% MET	YES	YES	YES	YES	YES	YES	YES	YES		

STACKING DIAGRAM

FLOOR	COMPARTMENTS					
P				BT-P-A		BT-P-B
6	BM-P-A			BT-6-A	BT-6-B	BT-6-C
5	BM-5-A			BT-5-A	BT-5-B	BT-5-C
4	BM-4-A			BT-4-A	BT-4-B	BT-4-C
3	BM-3-A			BT-3-A	BT-3-B	BT-3-C
2	BM-2-A			BT-2-A	BT-2-B	BT-2-C
1	BM-1-A	BM-1-B		BT-1-A		BT-1-B
G	BM-G-A			BT-G-A		

- NON-PATIENT CARE OCCUPANCIES: BUSINESS, STORAGE, INDUSTRIAL
- IN-PATIENT BUSINESS OCCUPANCY
- EXISTING HEALTH CARE OCCUPANCY
- AMBULATORY HEALTH CARE OCCUPANCY
- NEW HEALTH CARE OCCUPANCY

COMPLIANCE VANGUARD
Leading the way in Regulatory Compliance

LEGEND

- BUILDING SEPARATION
- HORIZONTAL EXIT
- 3-HOUR FIRE BARRIER
- 2-HOUR FIRE BARRIER
- 1-HOUR FIRE BARRIER
- 30 MINUTE FIRE BARRIER
- SMOKE BARRIER
- SMOKE PARTITION
- SMOKE RESISTIVE CORRIDOR WALL
- EXIT
- NON-PATIENT CARE OCCUPANCIES
- OUTPATIENT OCCUPANCY
- NON-SLEEPING SUITE
- SLEEPING SUITE
- NON-PATIENT SUITE
- HAZARDOUS AREA
- NON-SPRNKLER PROTECTED AREA
- HORIZONTAL BARRIER TRANSFER
- ADJACENT BUILDING
- FACP FIRE ALARM CONTROL PANEL
- FP FIRE PUMP
- TC TRASH CHUTE
- LC LINEN CHUTE

PROJECT TITLE

VAMC - LEXINGTON
BOWLING CAMPUS
LEXINGTON, KENTUCKY

PREPARED BY: J. O'CONNELL
DATE: 6/27/2022

FINAL

LIFE SAFETY PLAN COVER SHEET
SHEET TITLE

LS-0.00
DRAWING NUMBER

7/8/2022 4:03:48 PM

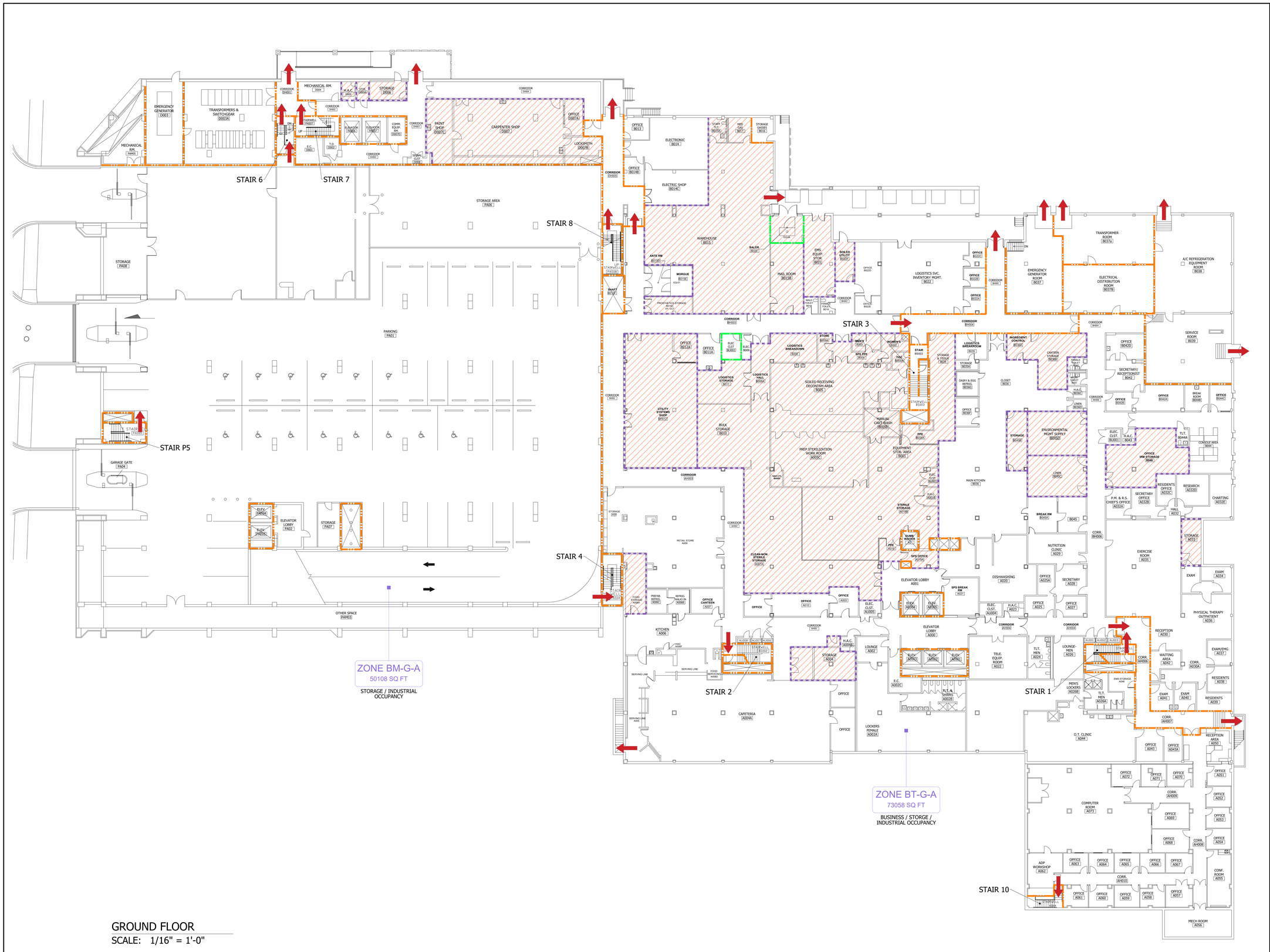

GROUND FLOOR
SCALE: 1/16" = 1'-0"

7/8/2022 4:04:05 PM

COMPLIANCE VANGUARD
Leading the way in Regulatory Compliance

LEGEND

- BUILDING SEPARATION
- HORIZONTAL EXIT
- 3-HOUR FIRE BARRIER
- 2-HOUR FIRE BARRIER
- 1-HOUR FIRE BARRIER
- 30 MINUTE FIRE BARRIER
- SMOKE BARRIER
- SMOKE PARTITION
- SMOKE RESISTIVE CORRIDOR WALL
- EXIT
- NON-PATIENT CARE OCCUPANCIES
- OUTPATIENT OCCUPANCY
- NON-SLEEPING SUITE
- SLEEPING SUITE
- NON-PATIENT SUITE
- HAZARDOUS AREA
- NON-SPRNKLER PROTECTED AREA
- HORIZONTAL BARRIER TRANSFER
- ADJACENT BUILDING
- FACP FIRE ALARM CONTROL PANEL
- FP FIRE PUMP
- TC TRASH CHUTE
- LC LINEN CHUTE

PROJECT TITLE

VAMC - LEXINGTON

BOWLING CAMPUS
LEXINGTON, KENTUCKY

PREPARED BY: J. O'CONNELL
DATE: 6/27/2022

FINAL

LIFE SAFETY PLAN
GROUND FLOOR

SHEET TITLE

LS-0G.0

DRAWING NUMBER

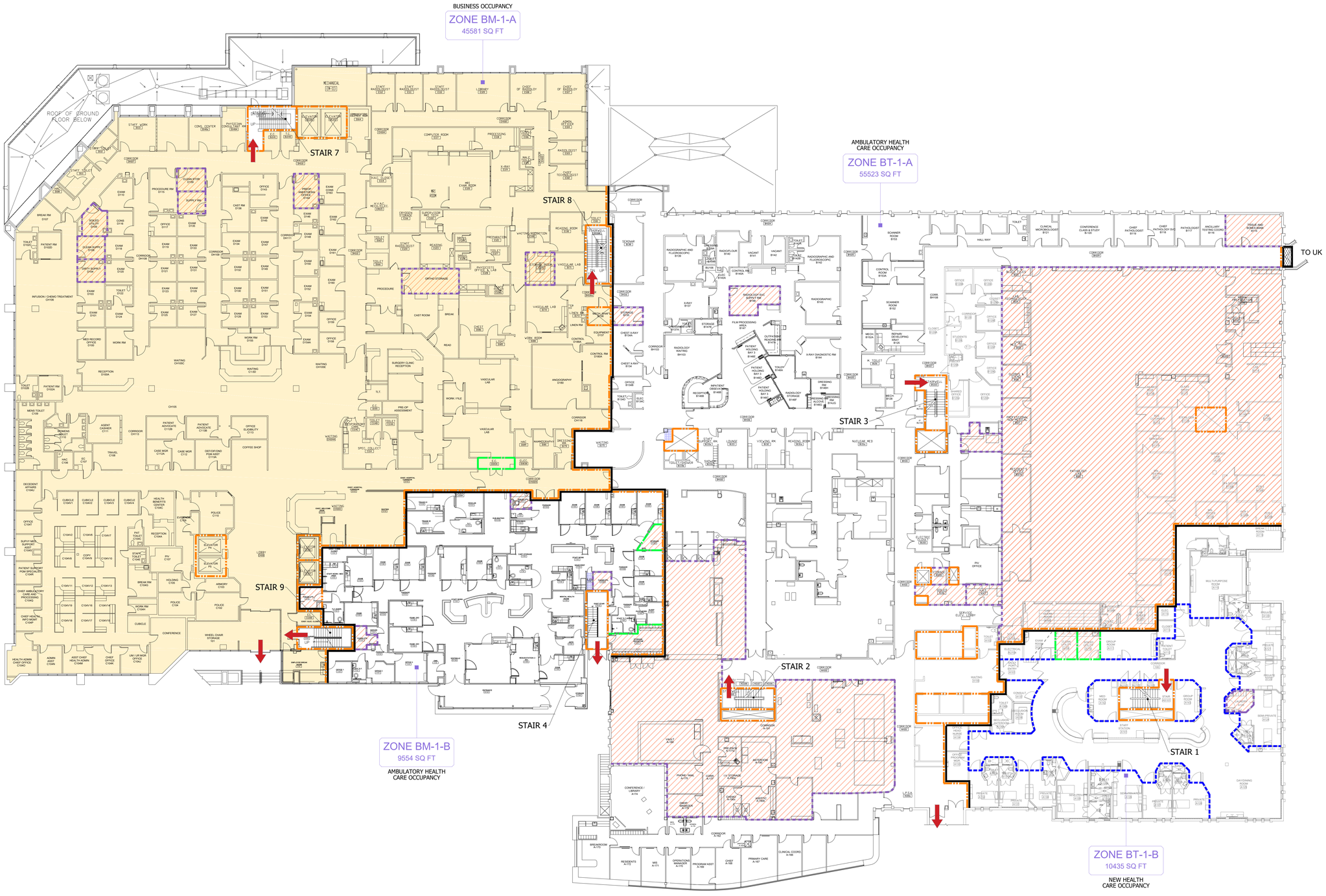

FLOOR 1
SCALE: 1/16" = 1'-0"

7/8/2022 4:04:14 PM

COMPLIANCE VANGUARD
Leading the way in Regulatory Compliance

LEGEND

- BUILDING SEPARATION
- HORIZONTAL EXIT
- 3-HOUR FIRE BARRIER
- 2-HOUR FIRE BARRIER
- 1-HOUR FIRE BARRIER
- 30 MINUTE FIRE BARRIER
- SMOKE BARRIER
- SMOKE PARTITION
- SMOKE RESISTIVE CORRIDOR WALL
- EXIT
- NON-PATIENT CARE OCCUPANCIES
- OUTPATIENT OCCUPANCY
- NON-SLEEPING SUITE
- SLEEPING SUITE
- NON-PATIENT SUITE
- HAZARDOUS AREA
- NON-SPRNKLER PROTECTED AREA
- HORIZONTAL BARRIER TRANSFER
- ADJACENT BUILDING
- FACP FIRE ALARM CONTROL PANEL
- FP FIRE PUMP
- TC TRASH CHUTE
- LC LINEN CHUTE

PROJECT TITLE

VAMC - LEXINGTON

BOWLING CAMPUS
LEXINGTON, KENTUCKY

PREPARED BY: J. O'CONNELL
DATE: 6/27/2022

FINAL

LIFE SAFETY PLAN
FLOOR 1

SHEET TITLE

LS-01.0

DRAWING NUMBER

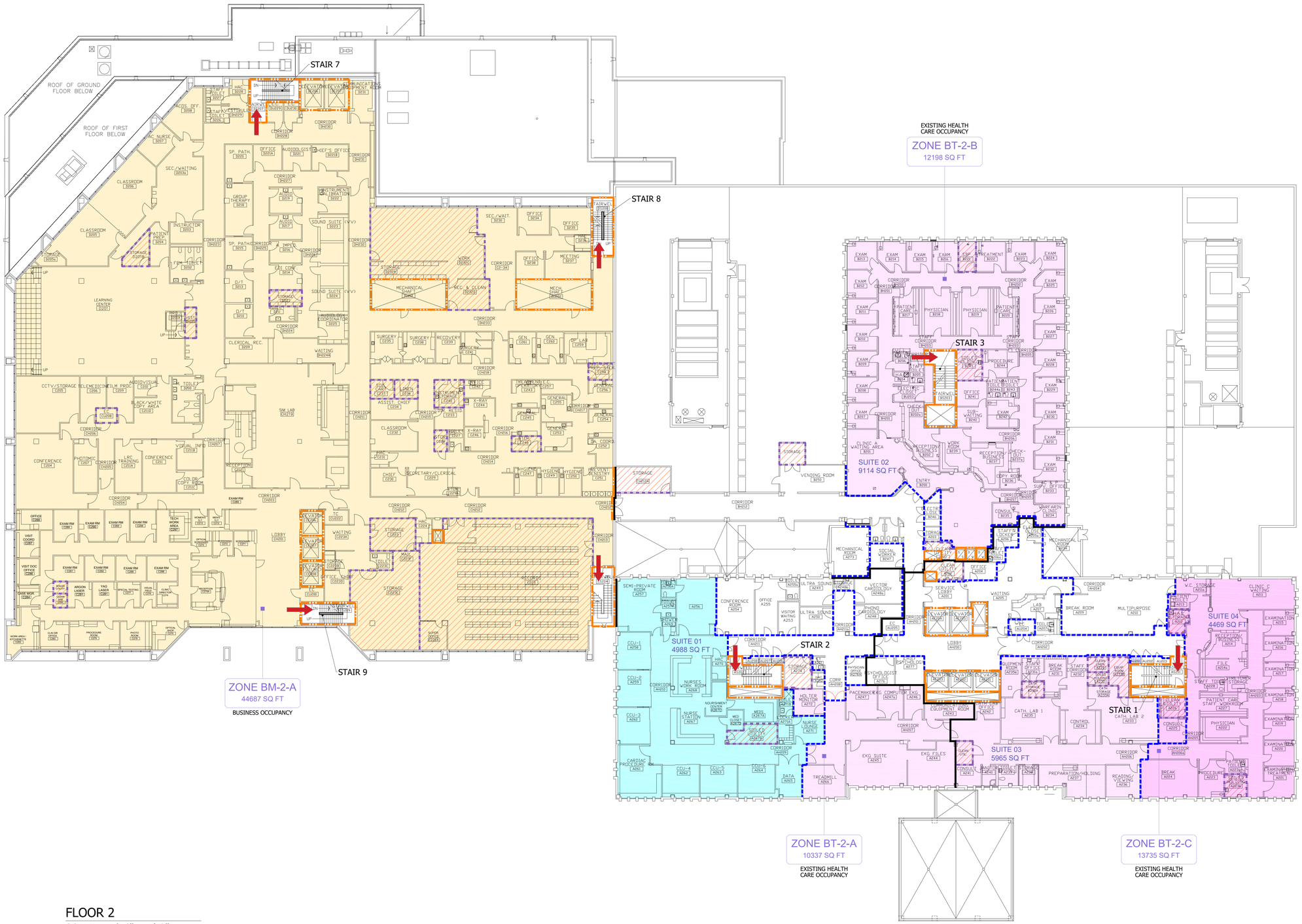

FLOOR 2

SCALE: 1/16" = 1'-0"

7/8/2022 4:04:23 PM

COMPLIANCE VANGUARD

Leading the way in Regulatory Compliance

LEGEND

- BUILDING SEPARATION
- HORIZONTAL EXIT
- 3-HOUR FIRE BARRIER
- 2-HOUR FIRE BARRIER
- 1-HOUR FIRE BARRIER
- 30 MINUTE FIRE BARRIER
- SMOKE BARRIER
- SMOKE PARTITION
- SMOKE RESISTIVE CORRIDOR WALL
- EXIT
- NON-PATIENT CARE OCCUPANCIES
- OUTPATIENT OCCUPANCY
- NON-SLEEPING SUITE
- SLEEPING SUITE
- NON-PATIENT SUITE
- HAZARDOUS AREA
- NON-SPRNKLER PROTECTED AREA
- HORIZONTAL BARRIER TRANSFER
- ADJACENT BUILDING
- FACP FIRE ALARM CONTROL PANEL
- FP FIRE PUMP
- TC TRASH CHUTE
- LC LINEN CHUTE

PROJECT TITLE

VAMC - LEXINGTON

BOWLING CAMPUS

LEXINGTON, KENTUCKY

PREPARED BY: J. O'CONNELL

DATE: 6/27/2022

FINAL

LIFE SAFETY PLAN
FLOOR 2

SHEET TITLE

LS-02.0

DRAWING NUMBER

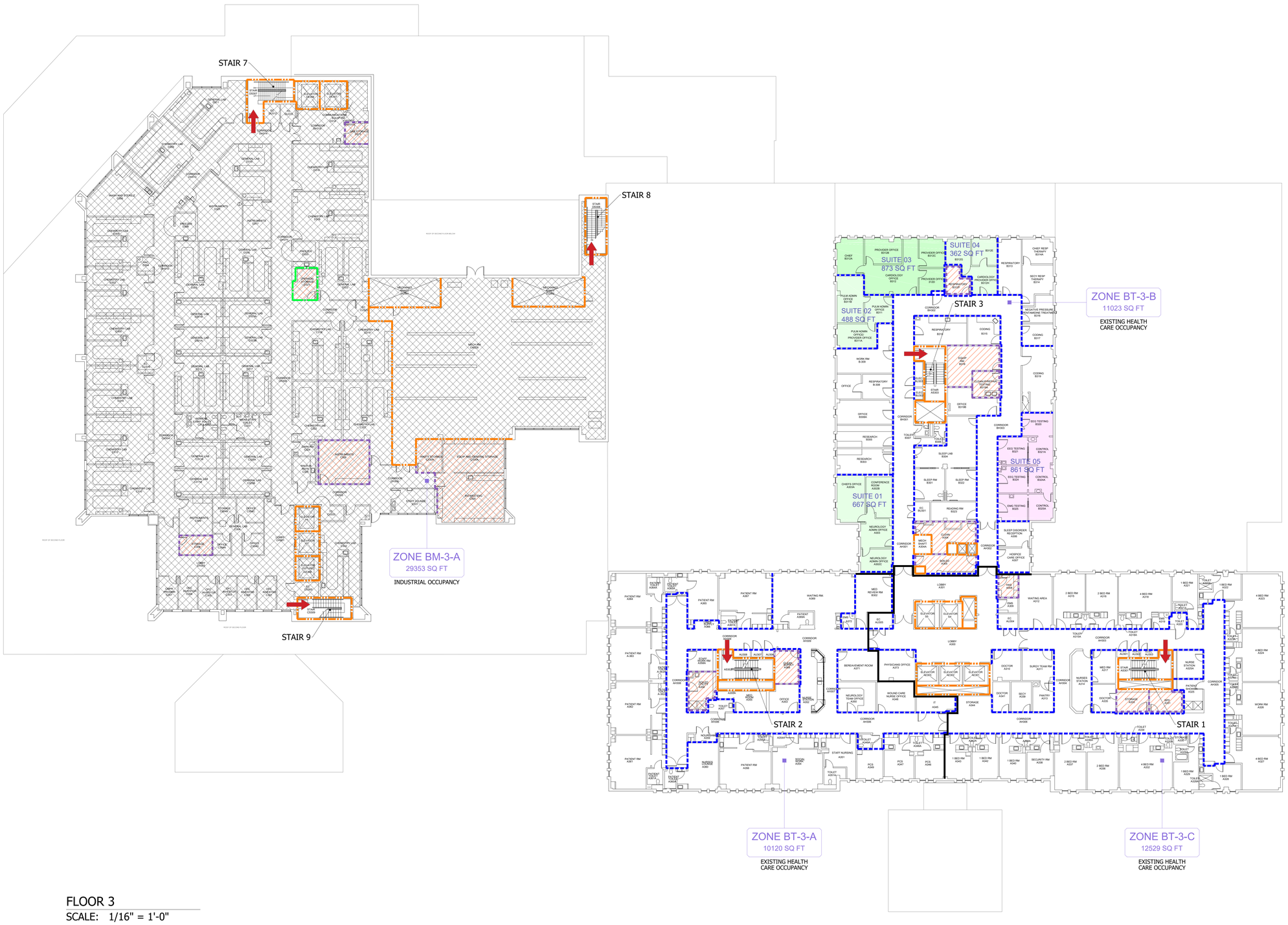

FLOOR 3

SCALE: 1/16" = 1'-0"

COMPLIANCE VANGUARD

Leading the way in Regulatory Compliance

LEGEND

- BUILDING SEPARATION
- HORIZONTAL EXIT
- 3-HOUR FIRE BARRIER
- 2-HOUR FIRE BARRIER
- 1-HOUR FIRE BARRIER
- 30 MINUTE FIRE BARRIER
- SMOKE BARRIER
- SMOKE PARTITION
- SMOKE RESISTIVE CORRIDOR WALL
- EXIT
- NON-PATIENT CARE OCCUPANCIES
- OUTPATIENT OCCUPANCY
- NON-SLEEPING SUITE
- SLEEPING SUITE
- NON-PATIENT SUITE
- HAZARDOUS AREA
- NON-SPRNKLER PROTECTED AREA
- HORIZONTAL BARRIER TRANSFER
- ADJACENT BUILDING
- FACP FIRE ALARM CONTROL PANEL
- FP FIRE PUMP
- TC TRASH CHUTE
- LC LINEN CHUTE

PROJECT TITLE

VAMC - LEXINGTON

BOWLING CAMPUS

LEXINGTON, KENTUCKY

PREPARED BY: J. O'CONNELL

DATE: 6/27/2022

FINAL

LIFE SAFETY PLAN
FLOOR 3

SHEET TITLE

LS-03.0

DRAWING NUMBER

7/8/2022 4:04:28 PM

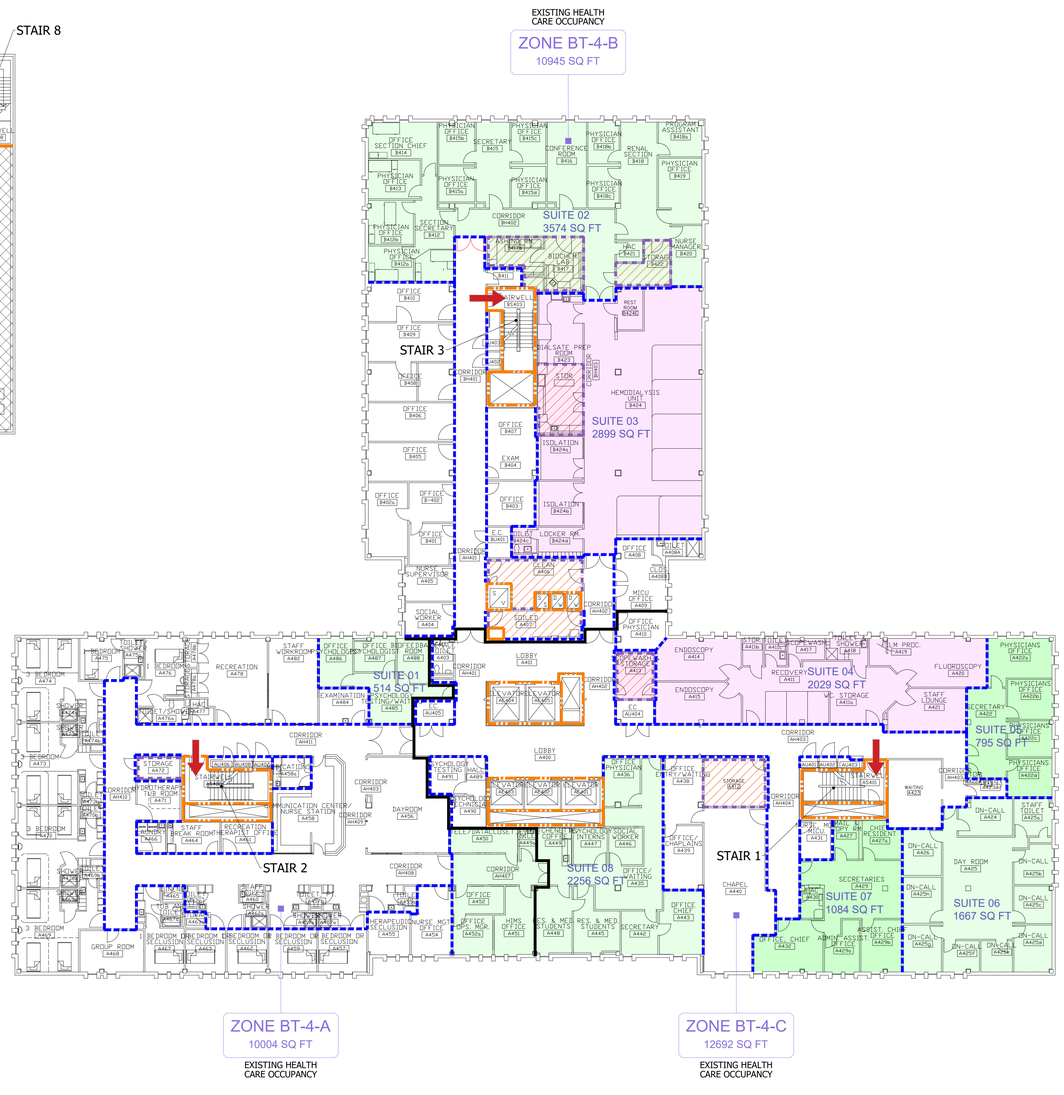

FLOOR 4

SCALE: 1/16" = 1'-0"

7/8/2022 4:04:33 PM

COMPLIANCE VANGUARD

Leading the way in Regulatory Compliance

LEGEND

- BUILDING SEPARATION
- HORIZONTAL EXIT
- 3-HOUR FIRE BARRIER
- 2-HOUR FIRE BARRIER
- 1-HOUR FIRE BARRIER
- 30 MINUTE FIRE BARRIER
- SMOKE BARRIER
- SMOKE PARTITION
- SMOKE RESISTIVE CORRIDOR WALL
- EXIT
- NON-PATIENT CARE OCCUPANCIES
- OUTPATIENT OCCUPANCY
- NON-SLEEPING SUITE
- SLEEPING SUITE
- NON-PATIENT SUITE
- HAZARDOUS AREA
- NON-SPRNKLER PROTECTED AREA
- HORIZONTAL BARRIER TRANSFER
- ADJACENT BUILDING
- FACP FIRE ALARM CONTROL PANEL
- FP FIRE PUMP
- TC TRASH CHUTE
- LC LINEN CHUTE

PROJECT TITLE

VAMC - LEXINGTON

BOWLING CAMPUS

LEXINGTON, KENTUCKY

PREPARED BY: J. O'CONNELL

DATE: 6/27/2022

FINAL

LIFE SAFETY PLAN
FLOOR 4

SHEET TITLE

LS-04.0

DRAWING NUMBER

FLOOR 5
SCALE: 1/16" = 1'-0"

7/8/2022 4:04:39 PM

COMPLIANCE VANGUARD
Leading the way in Regulatory Compliance

LEGEND

- BUILDING SEPARATION
- HORIZONTAL EXIT
- 3-HOUR FIRE BARRIER
- 2-HOUR FIRE BARRIER
- 1-HOUR FIRE BARRIER
- 30 MINUTE FIRE BARRIER
- SMOKE BARRIER
- SMOKE PARTITION
- SMOKE RESISTIVE CORRIDOR WALL
- EXIT
- NON-PATIENT CARE OCCUPANCIES
- OUTPATIENT OCCUPANCY
- NON-SLEEPING SUITE
- SLEEPING SUITE
- NON-PATIENT SUITE
- HAZARDOUS AREA
- NON-SPRNKLER PROTECTED AREA
- HORIZONTAL BARRIER TRANSFER
- ADJACENT BUILDING
- FACP FIRE ALARM CONTROL PANEL
- FP FIRE PUMP
- TC TRASH CHUTE
- LC LINEN CHUTE

PROJECT TITLE

VAMC - LEXINGTON

BOWLING CAMPUS
LEXINGTON, KENTUCKY

PREPARED BY: J. O'CONNELL
DATE: 6/27/2022

FINAL

LIFE SAFETY PLAN
FLOOR 5

SHEET TITLE

LS-05.0

DRAWING NUMBER

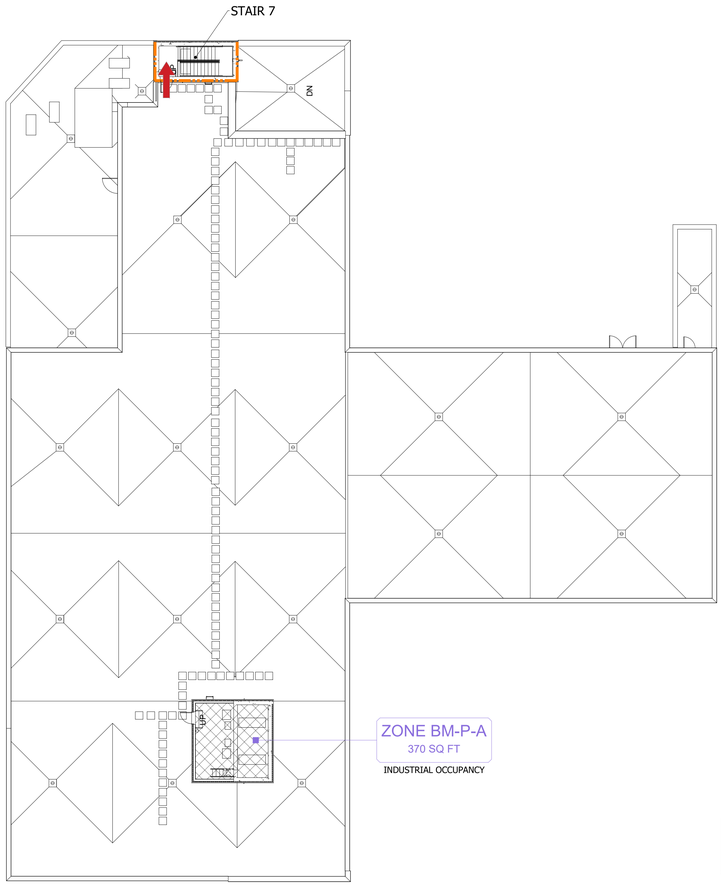

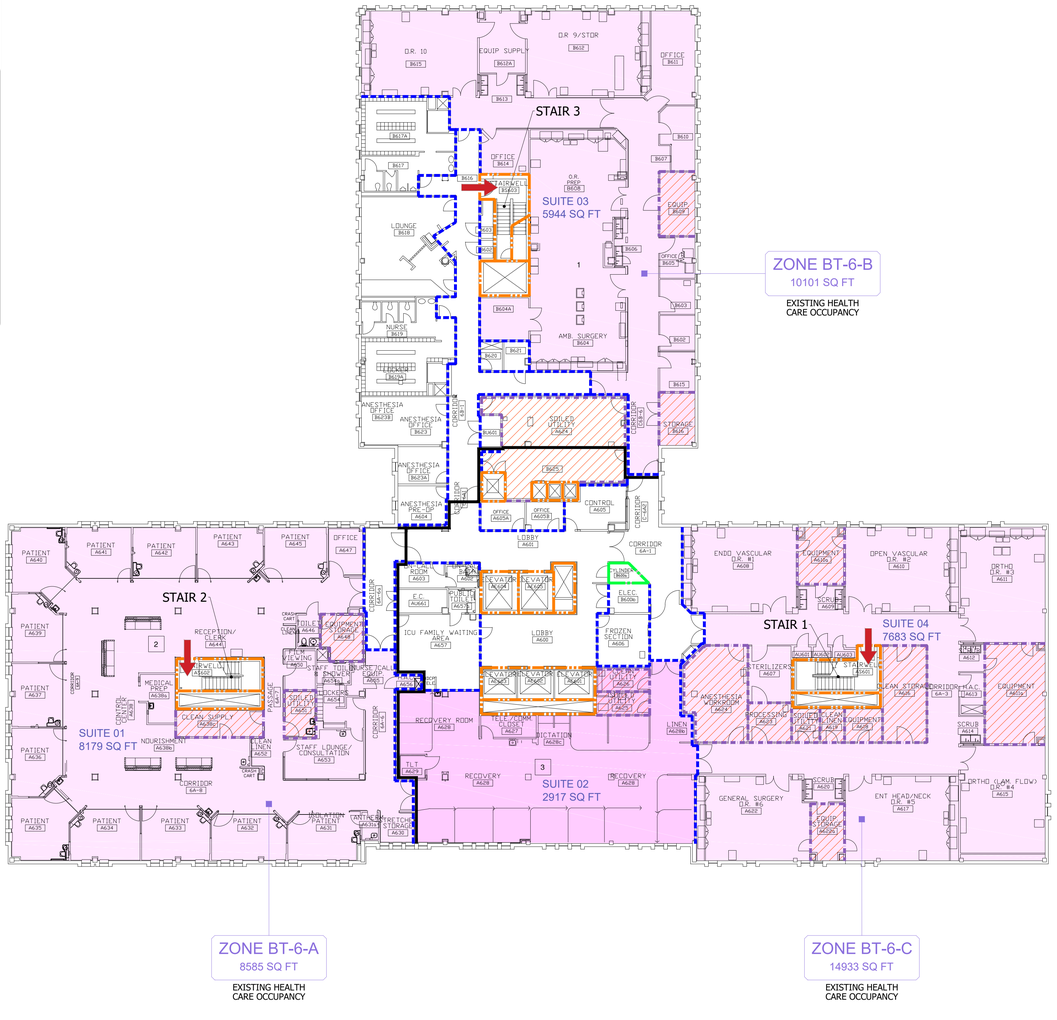

FLOOR 6

SCALE: 1/16" = 1'-0"

7/8/2022 4:04:47 PM

COMPLIANCE VANGUARD

Leading the way in Regulatory Compliance

LEGEND

- BUILDING SEPARATION
- HORIZONTAL EXIT
- 3-HOUR FIRE BARRIER
- 2-HOUR FIRE BARRIER
- 1-HOUR FIRE BARRIER
- 30 MINUTE FIRE BARRIER
- SMOKE BARRIER
- SMOKE PARTITION
- SMOKE RESISTIVE CORRIDOR WALL
- EXIT
- NON-PATIENT CARE OCCUPANCIES
- OUTPATIENT OCCUPANCY
- NON-SLEEPING SUITE
- SLEEPING SUITE
- NON-PATIENT SUITE
- HAZARDOUS AREA
- NON-SPRNKLER PROTECTED AREA
- HORIZONTAL BARRIER TRANSFER
- ADJACENT BUILDING
- FACP FIRE ALARM CONTROL PANEL
- FP FIRE PUMP
- TC TRASH CHUTE
- LC LINEN CHUTE

PROJECT TITLE

VAMC - LEXINGTON

BOWLING CAMPUS

LEXINGTON, KENTUCKY

PREPARED BY: J. O'CONNELL

DATE: 6/27/2022

FINAL

LIFE SAFETY PLAN
FLOOR 6

SHEET TITLE

LS-06.0

DRAWING NUMBER

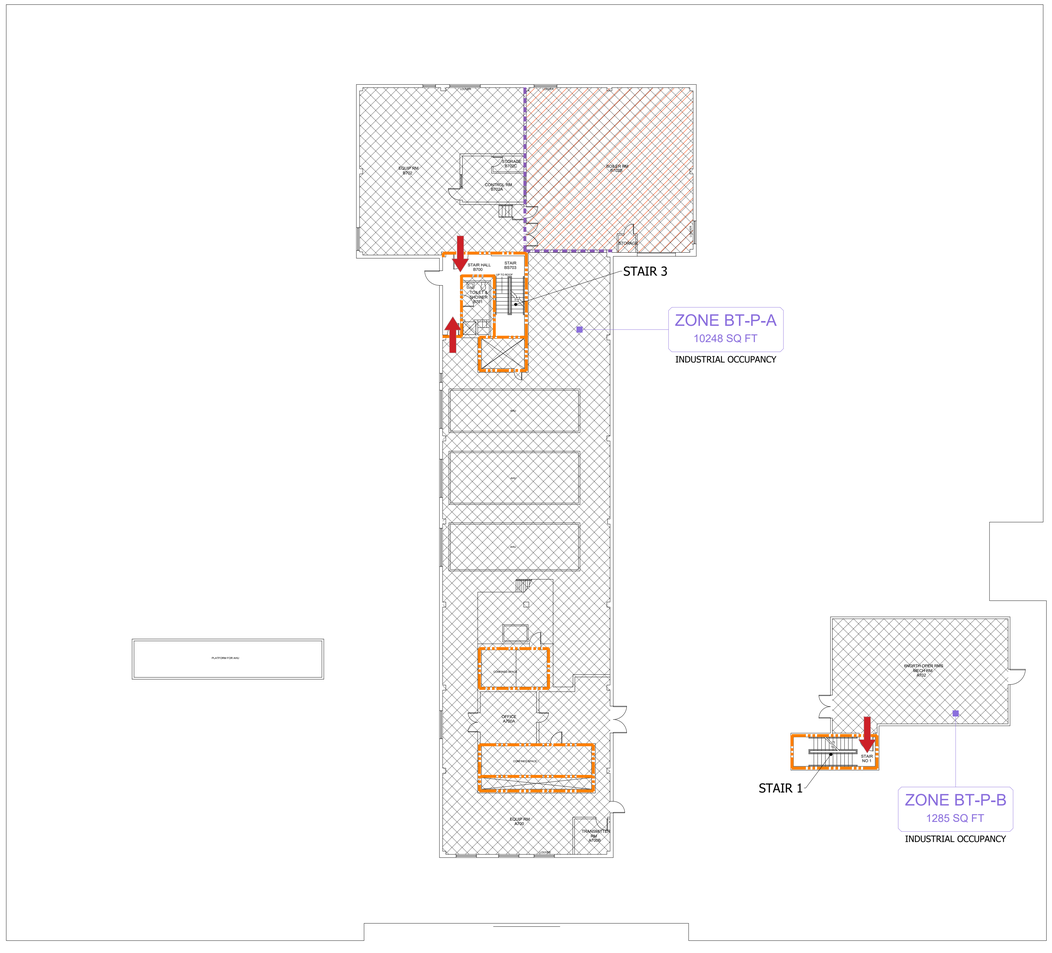

PENTHOUSE
SCALE: 1/16" = 1'-0"

COMPLIANCE VANGUARD
Leading the way in Regulatory Compliance

LEGEND

- BUILDING SEPARATION
- HORIZONTAL EXIT
- 3-HOUR FIRE BARRIER
- 2-HOUR FIRE BARRIER
- 1-HOUR FIRE BARRIER
- 30 MINUTE FIRE BARRIER
- SMOKE BARRIER
- SMOKE PARTITION
- SMOKE RESISTIVE CORRIDOR WALL
- EXIT
- NON-PATIENT CARE OCCUPANCIES
- OUTPATIENT OCCUPANCY
- NON-SLEEPING SUITE
- SLEEPING SUITE
- NON-PATIENT SUITE
- HAZARDOUS AREA
- NON-SPRNKLER PROTECTED AREA
- HORIZONTAL BARRIER TRANSFER
- ADJACENT BUILDING
- FACP FIRE ALARM CONTROL PANEL
- FP FIRE PUMP
- TC TRASH CHUTE
- LC LINEN CHUTE

PROJECT TITLE

VAMC - LEXINGTON

BOWLING CAMPUS
LEXINGTON, KENTUCKY

PREPARED BY: J. O'CONNELL
DATE: 6/27/2022

FINAL

LIFE SAFETY PLAN
PENTHOUSE

SHEET TITLE

LS-0P.0

DRAWING NUMBER

7/8/2022 4:04:52 PM