# KEESLER AIR FORCE BASE BILOXI, MS

# REPLACE TRIANGLE POOL LINER, B7506

# PROJECT NUMBER: MAHG251039

# ISSUE DATE: AUGUST 2025

PROJECT LOCATION: B7505

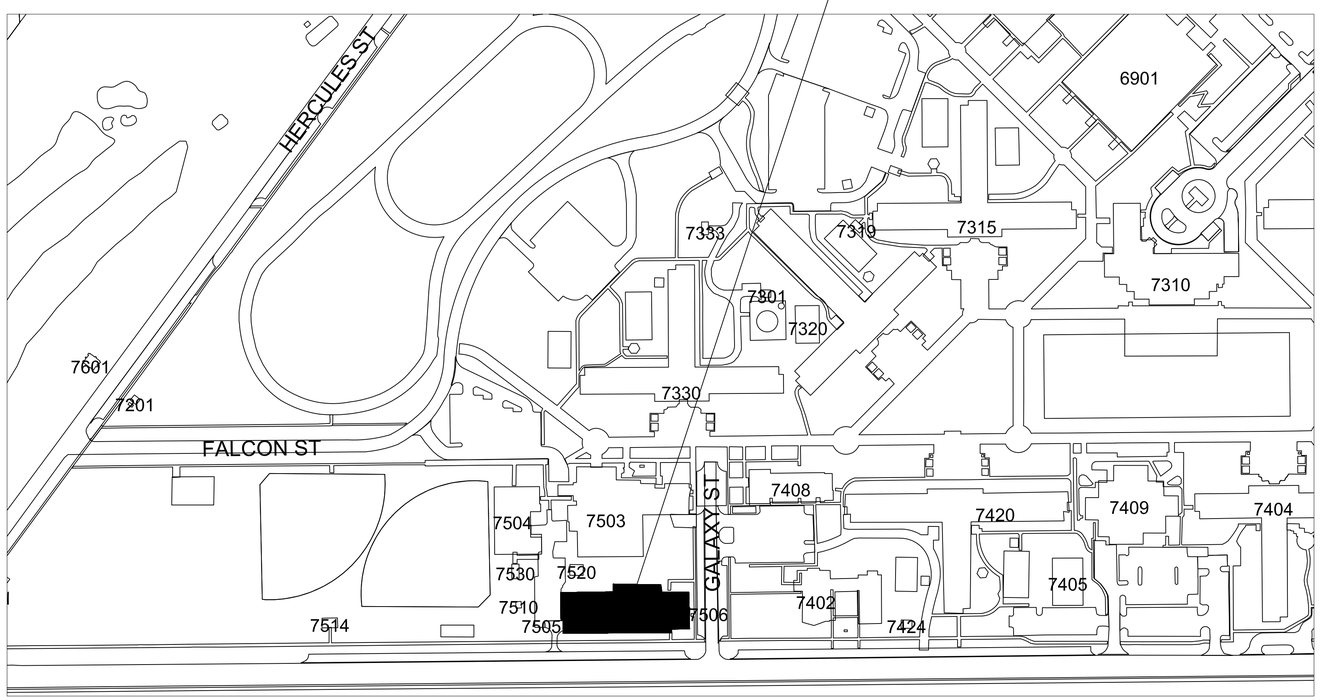


| Sheet List Table | |
|---|---|
| SHEET NUMBER | SHEET TITLE |
| GENERAL | |
| G-001 | COVER SHEET |
| CIVIL | |
| C-100 | SITE PLAN |
| C-300 | POOL SECTION VIEW |
| C-700 | EXISTING CONDITIONS |

| MARK | DESCRIPTION | DATE |
|---|---|---|

ISSUE DATE: AUGUST 2025
SOLICITATION NO.:
CONTRACT NO.:

DESIGNED BY: T. SPIVEY
DRAWN BY: N. KLEIN
CHECKED BY: T. STOVALL
SUBMITTED BY: J. CLEVELAND
SIZE: ANSI D

81ST CIVIL ENGINEER SQUARDRON
508 L STREET B4705
BILOXI, MS 39534

KEESLER AIR FORCE BASE BILOXI, MISSISSIPPI
REPLACE TRIANGLE POOL LINER: B7506
MAHG251039

COVER SHEET

SHEET ID
G-001

100% DESIGN SUBMITTAL

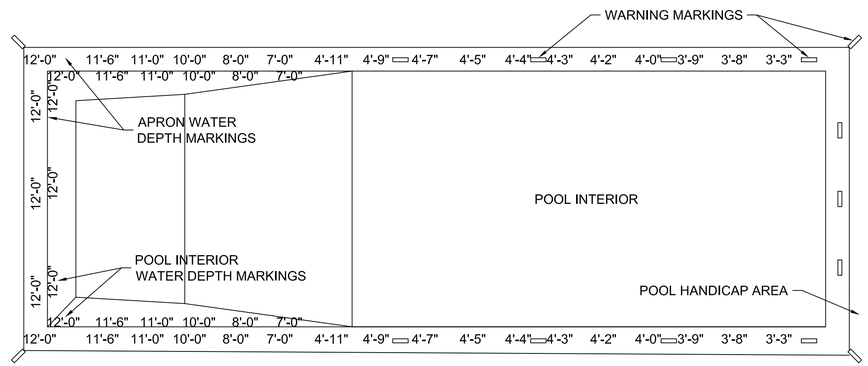


## 2 POOL APRON REMARKING PLAN

SCALE: 1/16" = 1'-0"

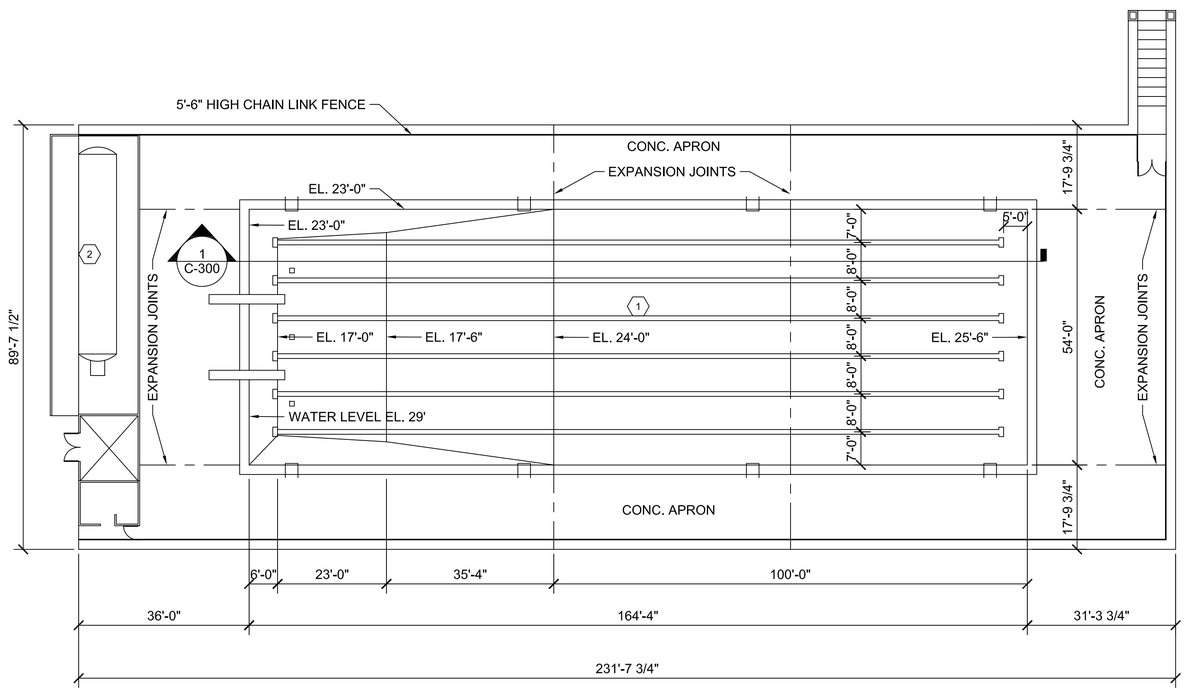


## 1 TRIANGLE POOL SITE PLAN

SCALE: 1/16" = 1'-0"

## GENERAL (DISCIPLINE) NOTES

1. BEFORE STARTING ANY WORK, THOROUGHLY INSPECT AND DOCUMENT THE EXISTING CONDITIONS OF THE CONSTRUCTION AREA AND ADJACENT PROPERTIES. THIS DOCUMENTATION WILL SERVE AS A BASELINE TO PREVENT DISPUTES REGARDING DAMAGE POTENTIALLY CAUSED BY CONTRACT-RELATED ACTIVITIES.
2. CONDUCT A COMPREHENSIVE FIELD VERIFICATION OF EXISTING SITE CONDITIONS BEFORE ANY WORK BEGINS. REPORT ANY DISCREPANCIES TO THE CONTRACTING OFFICER IN WRITING IMMEDIATELY.
3. PROTECT ALL EXISTING EQUIPMENT, FURNISHINGS, AND FINISHES FROM DUST, PAINT, AND ANY OTHER CONSTRUCTION DEBRIS.
4. THE CONTRACTOR IS RESPONSIBLE FOR REPAIRING ANY DAMAGE OR CONTAMINATION RESULTING FROM WORK ACTIVITIES AT NO ADDITIONAL COST TO THE GOVERNMENT.
5. REMOVE ALL DEMOLISHED MATERIALS FROM THE PROJECT SITE AND DISPOSE OF THEM OFF-SITE IN ACCORDANCE WITH ALL APPLICABLE FEDERAL, STATE, AND LOCAL LAWS AND REGULATIONS. ON-SITE STOCKPILING OF DEBRIS IS STRICTLY PROHIBITED.
6. MAINTAIN A CLEAN AND ORDERLY JOB SITE AT ALL TIMES. DAILY CLEANING IS MANDATORY TO ENSURE SAFETY, ACCESSIBILITY, AND COMPLIANCE WITH REGULATIONS.
7. KEYNOTES ADJACENT TO ROOM OR AREA NAMES APPLY TO THE ENTIRE SPACE.

## KEYNOTES

1. REMOVE AND DISPOSE OF POOL LINER. PREP SURFACE FOR NEW WHITE MARCITE PLASTER POOL LINER.
2. LOCATION OF POOL FILTERS, HEATERS, AND PIPING.

| MARK | DESCRIPTION | DATE |
|---|---|---|

DESIGNED BY: T. SPIVEY
DRAWN BY: N. KLEIN
CHECKED BY: T. SPIVEY
SUBMITTED BY: J. CLEVELAND
SIZE: ANSI D
ISSUE DATE: AUGUST 2025
SOLICITATION NO.:
CONTRACT NO.:

81ST CIVIL ENGINEER SQUADRON
508 L STREET B4705
BILOXI, MS 39534

KEESLER AIR FORCE BASE BILOXI, MISSISSIPPI
REPLACE TRIANGLE POOL LINER, B7506
MAHG251039

SITE PLAN

SHEET ID
C-100

100% DESIGN SUBMITTAL

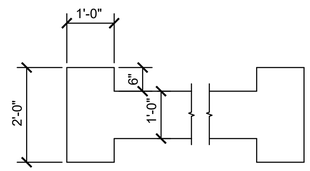


2 TYPICAL LANE MARKING

SCALE: N.T.S.

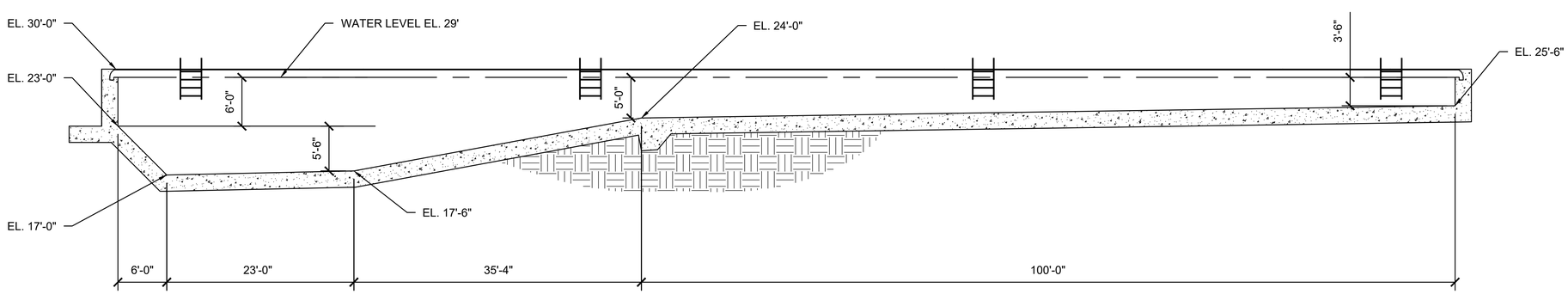


1 LONGITUDINAL POOL SECTION

SCALE: 1/8" = 1'-0"

0 4' 8' 16'

| MARK | DESCRIPTION | DATE |
|---|---|---|

81ST CIVIL ENGINEER SQUADRON
508 L STREET B4705
BILOXI, MS 39534

DESIGNED BY: T. SPIVEY
DRAWN BY: N. KLEIN
CHECKED BY: T. SPIVEY
SUBMITTED BY: J. CLEVELAND
SIZE: ANSI D

ISSUE DATE: AUGUST 2025
SOLICITATION NO.:
CONTRACT NO.:

KEESLER AIR FORCE BASE BILOXI, MISSISSIPPI
REPPLACE TRIANGLE POOL LINER, B7506
MAHG251039

POOL SECTION VIEW

SHEET ID
C-300

100% DESIGN SUBMITTAL

6 SWIMTIME FILTER PIPE
SCALE: N.T.S.

5 SWIMTIME FILTER 2
SCALE: N.T.S.

4 SWIMTIME FILTER 1
SCALE: N.T.S.



3 POOL LINER PATCHES
SCALE: N.T.S.

2 RIPPED POOL LINER
SCALE: N.T.S.




1 TRIANGLE POOL
SCALE: N.T.S.

| MARK | DESCRIPTION | DATE |
|---|---|---|
| | | |

81ST CIVIL ENGINEER SQUADRON
508 L STREET B4705
BILOXI, MS 39534

DESIGNED BY: T. SPIVEY
DRAWN BY: N. KLEIN
CHECKED BY: T. SPIVEY
SUBMITTED BY: J. CLEVELAND
SIZE: ANSI D
ISSUE DATE: AUGUST 2025
SOLICITATION NO.:
CONTRACT NO.:

KEESLER AIR FORCE BASE BILOXI, MISSISSIPPI
REPLACE TRIANGLE POOL LINER, B7506
MAH0251039

EXISTING CONDITIONS

SHEET ID
C-700

100% DESIGN SUBMITTAL