Door 1 (10’x10’)

CAUTION
CONNECT REVERSING SWITCH
SEE INSTALLATION MANUAL
DISCONNECT POWER SUPPLY
BEFORE REMOVING COVER
ATTENTION
CONNECTER L'INTERRUPTEUR
D'INVERSION DE COURSE.
VOIR LA NOTICE D'INSTALLATION.

1

1

Door 2 (10’x10’)


LIFE-Mastbe
CAUTION
CONNECT REVERSING SWITCH
SEE INSTALLATION MANUAL
DISCONNECT POWER SUPPLY
BEFORE REMOVING COVER
ATTENTION
CONNECTER L'INTERRUPTEUR
D'INVERSION DE COURSE.
VOIR LA NOTICE D'INSTALLATION.

Door 3 (10’x10’)



Door 4 (10’x10’)