UNITED STATES DEPARTMENT OF THE INTERIOR
BUREAU OF LAND MANAGEMENT

MISSOULA FIELD OFFICE BUILDING RENOVATIONS

MISSOULA COUNTY

MISSOULA FIELD OFFICE

GENERAL ENGINEER'S NOTES

1. THE CONTRACTOR IS RESPONSIBLE FOR ALL METHODS, SEQUENCING, AND SAFETY CONCERNS ASSOCIATED WITH THIS PROJECT DURING CONSTRUCTION, UNLESS SPECIFICALLY ADDRESSED OTHERWISE IN THIS PLAN OR ELSEWHERE IN THE CONTRACT DOCUMENTS.
2. THE CONTRACTOR IS TO COMPLY WITH ALL LOCAL, STATE, AND FEDERAL LAWS AND REGULATIONS APPLICABLE TO THE CONSTRUCTION COVERED BY THIS PLAN.
3. THE CONTRACTOR IS RESPONSIBLE FOR OBTAINING AND COMPLYING WITH ALL PERMITS REQUIRED TO COMPLETE ALL WORK COVERED BY THIS PLAN.
4. THE QUANTITIES AND SITE CONDITIONS DEPICTED IN THIS PLAN ARE FOR INFORMATIONAL PURPOSES ONLY AND ARE SUBJECT TO ERROR AND OMISSION. CONTRACTOR SHALL SATISFY THEMSELVES AS TO ACTUAL QUANTITIES AND SITE CONDITIONS PRIOR TO BIDDING THE WORK FOR THE CONSTRUCTION COVERED BY THIS PLAN.
5. THE CONTRACT IS RESPONSIBLE FOR ANY DAMAGE TO UTILITIES AND/OR FACILITIES CAUSED DURING THEIR CONSTRUCTION OPERATIONS. THE CONTRACTOR SHALL CALL 48 HOURS IN ADVANCE FOR LOCATION OF UNDERGROUND UTILITIES (811) PRIOR TO ANY EXCAVATION.
6. THE CONTRACTOR IS TO VERIFY THE LOCATION AND THE ELEVATIONS OF ALL EXISTING UTILITIES AT POINTS OF TIE-IN PRIOR TO COMMENCING ANY NEW CONSTRUCTION. SHOULD ANY LOCATION OR ELEVATION DIFFER FROM THAT SHOWN ON THESE PLANS, THE CONTRACTOR SHALL CONTACT THE CONTRACTING OFFICER WITH ANY DISCREPANCIES.
7. THE CONTRACTOR IS TO VERIFY AND COORDINATE ALL DIMENSIONS AND SITE LAYOUT WITH THE FINAL SITE PLAN PRIOR TO CONSTRUCTION AND CONTACT CONTRACTING OFFICER WITH ANY DISCREPANCIES.
8. COORDINATION BETWEEN ALL PARTIES INVOLVED IS ESSENTIAL TO THE CONTRACT.
9. THE CONTRACTOR IS RESPONSIBLE FOR PROJECT AND SITE CONDITIONS, AND TO WORK WITH WEATHER CONDITIONS.
10. DRAWINGS HAVE BEEN PREPARED ON AN ORIGINAL SHEET SIZE OF 34" X 22"
11. CONTRACTOR TO OBTAIN ANY REQUIRED CITY OF MISSOULA BUILDING PERMITS. BLM ENGINEERS WILL ASSIST AS NEEDED.

PREPARED BY:

CIVIL ENGINEER:
GRADY ANDERSON
BUREAU OF LAND MANAGEMENT'S
WESTERN DISTRICT OFFICE
3255 FORT MISSOULA ROAD
MISSOULA, MT 59804

PROJECT LOCATION

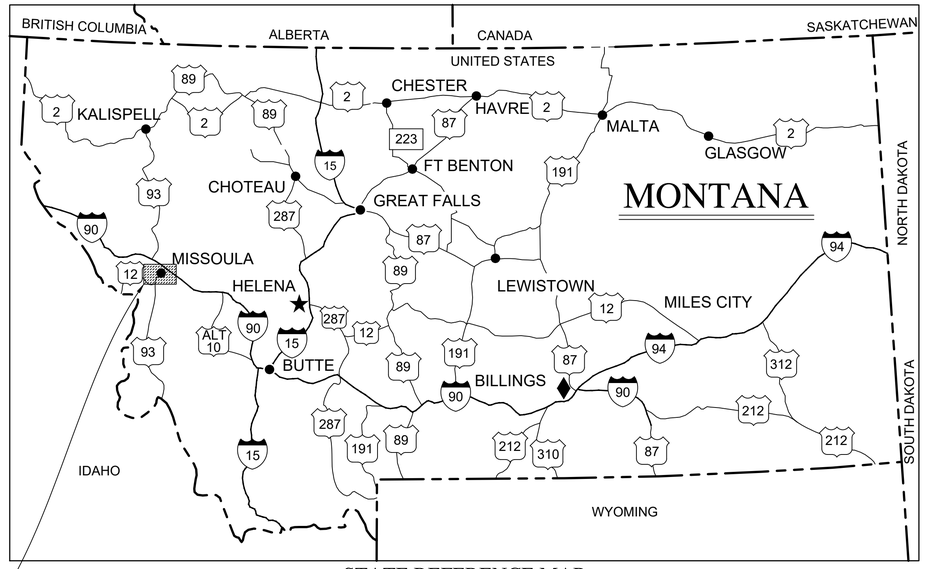

STATE REFERENCE MAP
(N.T.S)

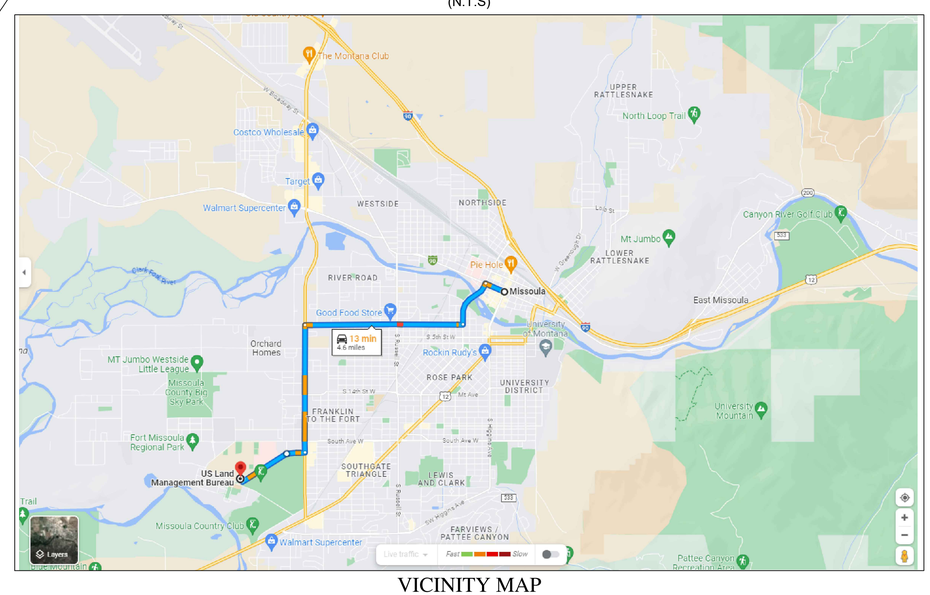

VICINITY MAP
(N.T.S)

PROJECT DESCRIPTION

PROJECT CONSISTS OF REPAIRS TO SECTIONS OF THE ROOFING SYSTEM INCLUDING CLAY TILE REPLACEMENT ALONG THE VALLEYS AND RIDGES OF THE STRUCTURE. REPAIRS ON THE EXTERIOR OF THE BUILDING INCLUDE REPLACEMENT OF THE FASCIA, GUTTER SYSTEMS, AND PAINTING. INTERIOR REPAIRS INCLUDE CARPET REPLACEMENT AND PLUMBING IMPROVEMENTS.

Drawing Index List

Sheet Number	Sheet Title
1	COVER
2	GUTTER PLAN
3	ROOFING PLAN
4	BUILDING FLOOR PLAN
5	PHOTOS

ESTIMATED QUANTITIES

ITEM	QUANTITY	UNIT
CLAY TILE ROOFING REPAIRS	660	LF
EXTERIOR WALL PAINTING	8000	SF
EXTERIOR DOOR PAINTING	550	SF
EAVE PAINTING	3600	SF
FASCIA & SOFFIT REPAIR	60	LF
GUTTER REPLACEMENT	920	LF
DOWNSPOUT REPLACEMENT	12	EA
CARPET TILE INSTALLATION	950	SY

[1] THE QUANTITIES ARE AN ESTIMATE OF THE ENGINEER. THE CONTRACTOR SHALL MAKE THEIR OWN INDEPENEDENT ESTIMATE OF QUANTITIES AND BID THEREON.

MONTANA/DAKOTAS ENGINEERING APPROVAL: DUSTIN V. BAKER

MONTANA/DAKOTAS ENGINEERING SUPERVISOR APPROVAL: BRENDON T. DALE

FIELD OFFICE MANAGER APPROVAL: ERIN B. CAREY

DIRECTIONS TO SITE:
FROM I-90 RESERVE STREET EXIT HEAD SOUTH ON RESERVE STREET FOR 4.6 MILES. TURN RIGHT ONTO DEARBORN AVE IN 0.2 MILE CONTINUE ONTO FORT MISSOULA ROAD. DESTINATION WILL BE ON THE RIGHT IN 0.6 MILE.

SYMBOL	DESCRIPTION	SYMBOL	DESCRIPTION
	INTERSTATE HIGHWAY		STATE CAPITOL
15	U.S. HIGHWAY		BLM STATE OFFICE
			BLM DISTRICT OFFICE

MISSOULA OFFICE BUILDING REPAIRS

COVER

MARK	REVISION	DATE	APPROVED

U.S. DEPARTMENT OF THE INTERIOR
BUREAU OF LAND MANAGEMNET
DISTRICT: WESTERN MONTANA DISTRICT
DESIGN OFFICE: MISSOULA FIELD OFFICE
ISSUED FOR: CONSTRUCTION ISSUE DATE: 7/6/2026

SHEET 1 OF 5

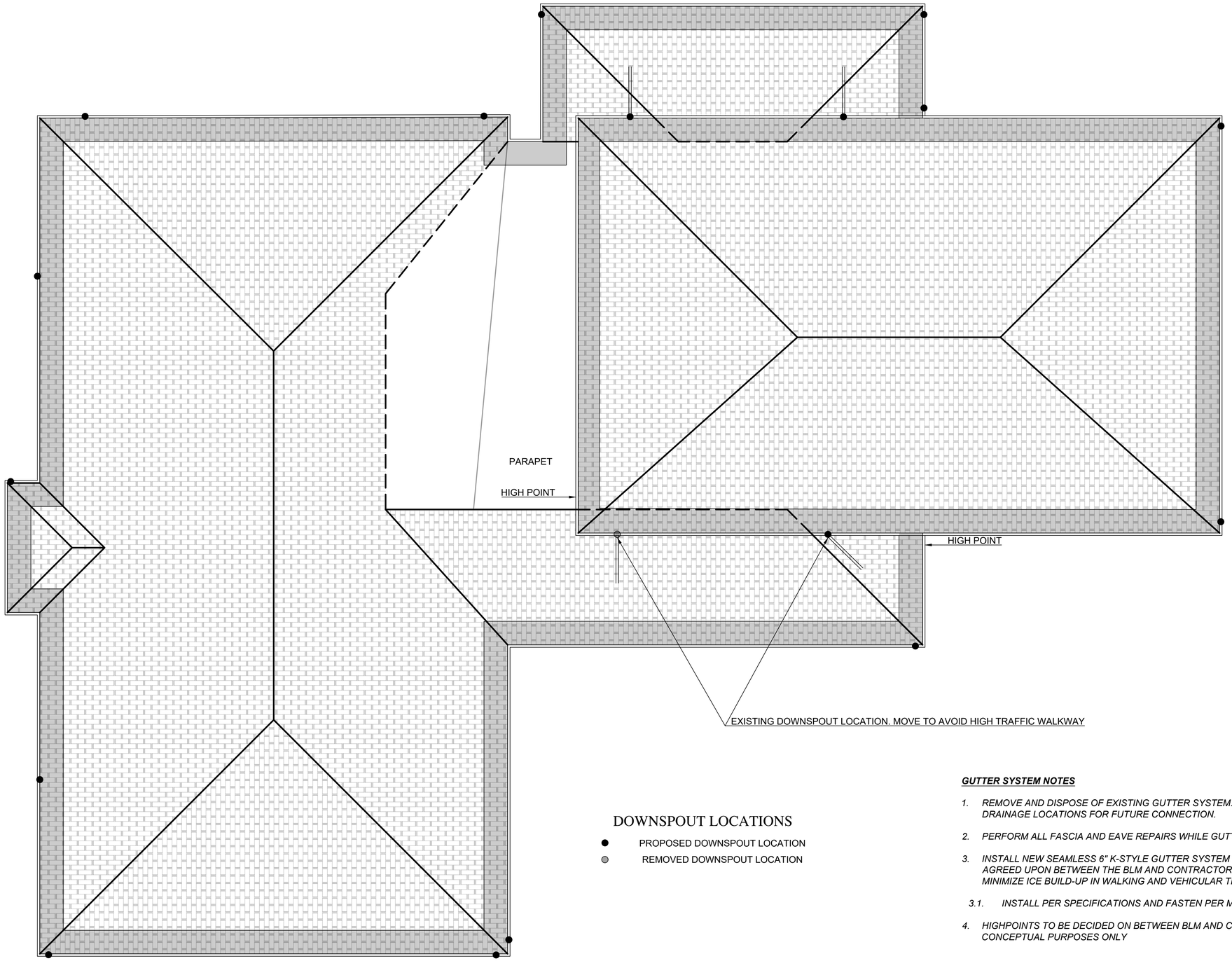

DOWNSPOUT LOCATIONS

- PROPOSED DOWNSPOUT LOCATION
- REMOVED DOWNSPOUT LOCATION

GUTTER SYSTEM NOTES

1. *REMOVE AND DISPOSE OF EXISTING GUTTER SYSTEM. PROTECT IN PLACE ALL DOWN SPOUT DRAINAGE LOCATIONS FOR FUTURE CONNECTION.*
2. *PERFORM ALL FASCIA AND EAVE REPAIRS WHILE GUTTER SYSTEM HAS BEEN REMOVED.*
3. *INSTALL NEW SEAMLESS 6" K-STYLE GUTTER SYSTEM WITH DOWNSPOUT LOCATIONS AGREED UPON BETWEEN THE BLM AND CONTRACTOR. DOWNSPOUT LOCATIONS SHOULD MINIMIZE ICE BUILD-UP IN WALKING AND VEHICULAR TRAFFIC AREAS.*

   3.1. *INSTALL PER SPECIFICATIONS AND FASTEN PER MANUFACTURER'S INSTRUCTIONS*
4. *HIGHPOINTS TO BE DECIDED ON BETWEEN BLM AND CONTRACTOR AND PICTURED FOR CONCEPTUAL PURPOSES ONLY*

U.S. DEPARTMENT OF THE INTERIOR
BUREAU OF LAND MANAGEMNET

MISSOULA OFFICE BUILDING REPAIRS

GUTTER SYSTEM SITE PLAN

MARK	REVISION	DATE	APPROVED

U.S. DEPARTMENT OF THE INTERIOR
BUREAU OF LAND MANAGEMNET
DISTRICT: WESTERN MONTANA DISTRICT
DESIGN OFFICE: MISSOULA FIELD OFFICE
ISSUED FOR: CONSTRUCTION ISSUE DATE: 7/6/2026

SHEET 3 OF 5

C:\USERS\GANDERSON\DOI\WESTERN DISTRICT OFFICE - ENGINEERING_PROJECT_MISSOULA FO_REC, ADMIN & DAMS\MISSOULA FIELD OFFICE ADMINISTRATIVE SITE L61133\2026 DM-MISSOULA FO RENOVATIONS\DESIGN\SITE PLAN.DWG

(DESIGNED BY: GJA DRAWN BY: GJA CHECKED BY: DVB APPROVED BY: EC

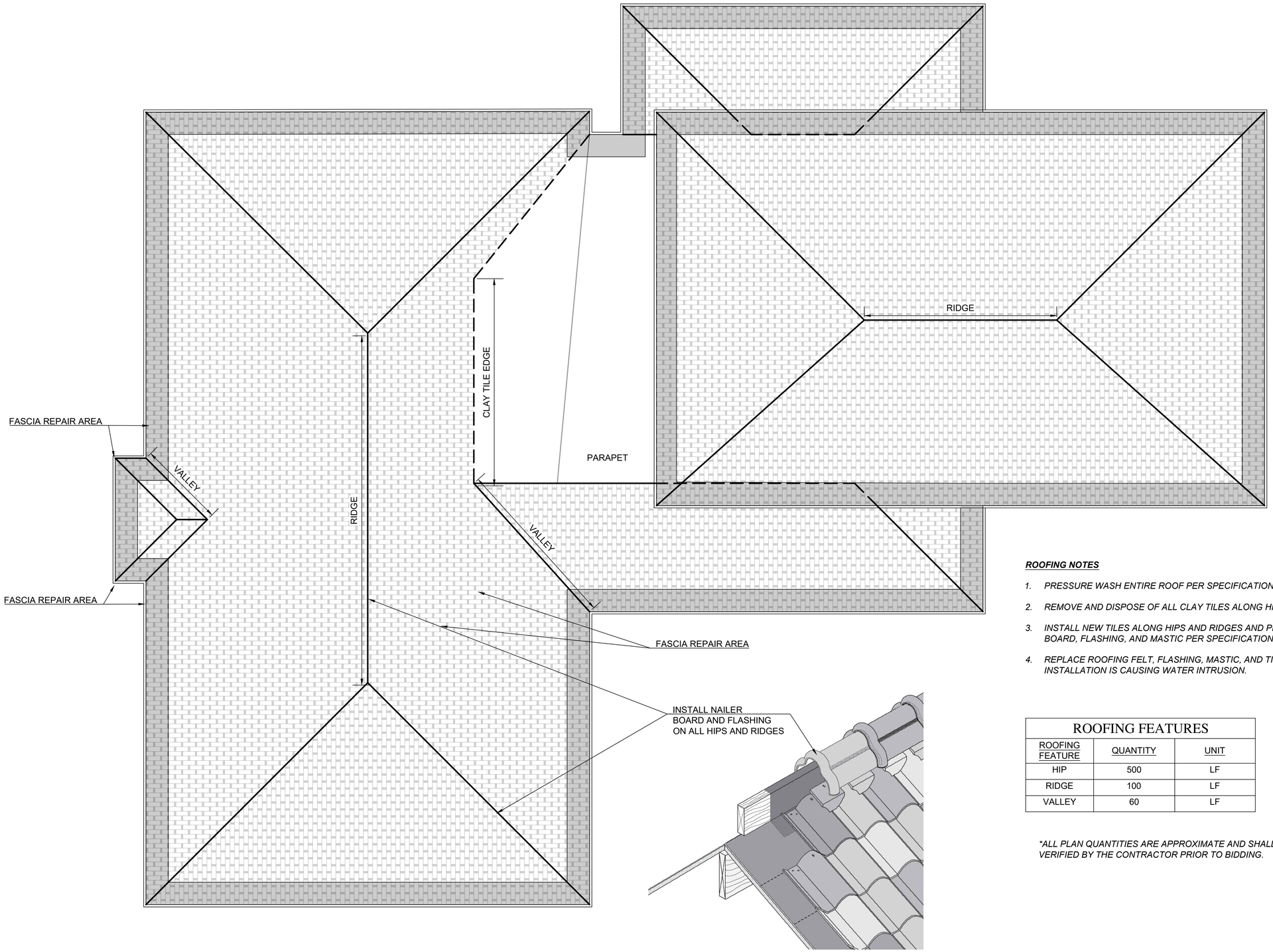

ROOFING NOTES

1. *PRESSURE WASH ENTIRE ROOF PER SPECIFICATIONS*
2. *REMOVE AND DISPOSE OF ALL CLAY TILES ALONG HIPS AND RIDGES*
3. *INSTALL NEW TILES ALONG HIPS AND RIDGES AND PROPERLY SECURE THEM WITH NAILER BOARD, FLASHING, AND MASTIC PER SPECIFICATIONS*
4. *REPLACE ROOFING FELT, FLASHING, MASTIC, AND TILES IN VALLEYS WHERE IMPROPER INSTALLATION IS CAUSING WATER INTRUSION.*

ROOFING FEATURES

ROOFING FEATURE	QUANTITY	UNIT
HIP	500	LF
RIDGE	100	LF
VALLEY	60	LF

**ALL PLAN QUANTITIES ARE APPROXIMATE AND SHALL BE VERIFIED BY THE CONTRACTOR PRIOR TO BIDDING.*

U.S. DEPARTMENT OF THE INTERIOR
BUREAU OF LAND MANAGEMNET

MISSOULA OFFICE BUILDING REPAIRS

ROOFING SYSTEM SITE PLAN

MARK	REVISION	DATE	APPROVED

U.S. DEPARTMENT OF THE INTERIOR
BUREAU OF LAND MANAGEMNET
DISTRICT: WESTERN MONTANA DISTRICT
DESIGN OFFICE: MISSOULA FIELD OFFICE
ISSUED FOR: CONSTRUCTION
ISSUE DATE: 7/6/2026

SHEET 2 OF 5

C:\USERS\GANDERSON\DOI\WESTERN DISTRICT OFFICE - ENGINEERING_PROJECT_MISSOULA FO_REC, ADMIN & DAMS\MISSOULA FIELD OFFICE ADMINISTRATIVE SITE L61133\2026 DM-MISSOULA FO RENOVATIONS\DESIGN\SITE PLAN.DWG

(DESIGNED BY: GJA DRAWN BY: GJA CHECKED BY: DVB APPROVED BY: EC

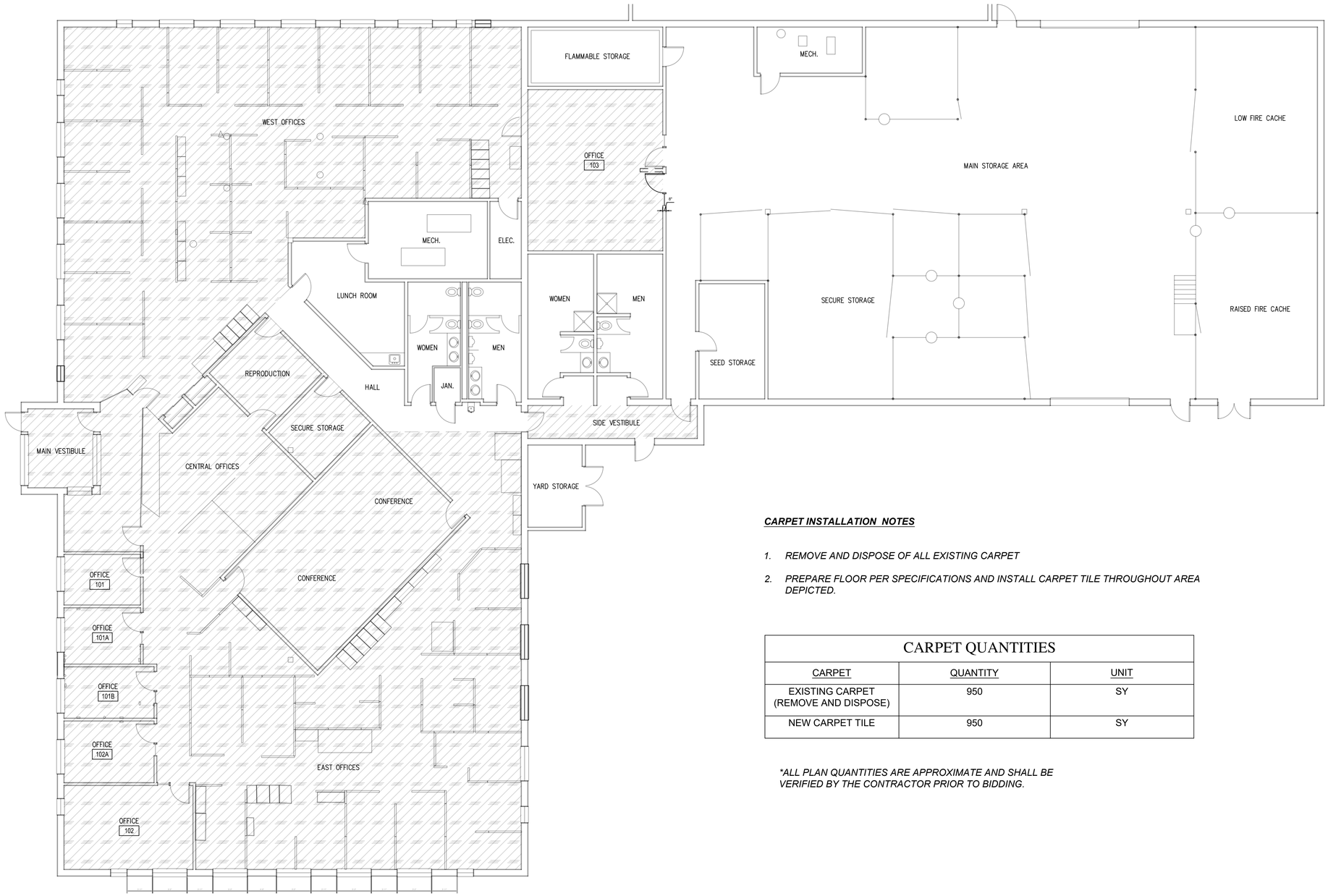

CARPET INSTALLATION NOTES

1. *REMOVE AND DISPOSE OF ALL EXISTING CARPET*
2. *PREPARE FLOOR PER SPECIFICATIONS AND INSTALL CARPET TILE THROUGHOUT AREA DEPICTED.*

CARPET QUANTITIES		
CARPET	QUANTITY	UNIT
EXISTING CARPET (REMOVE AND DISPOSE)	950	SY
NEW CARPET TILE	950	SY

**ALL PLAN QUANTITIES ARE APPROXIMATE AND SHALL BE VERIFIED BY THE CONTRACTOR PRIOR TO BIDDING.*

U.S. DEPARTMENT OF THE INTERIOR
BUREAU OF LAND MANAGEMENT

MISSOULA OFFICE BUILDING REPAIRS

BUILDING FLOOR PLAN

MARK	REVISION	DATE	APPROVED

U.S. DEPARTMENT OF THE INTERIOR
BUREAU OF LAND MANAGEMNET
DISTRICT: WESTERN MONTANA DISTRICT
DESIGN OFFICE: MISSOULA FIELD OFFICE
ISSUED FOR: CONSTRUCTION ISSUE DATE: 7/6/2026

SHEET 4 OF 5

C:\USERS\GANDERSON\DOI\WESTERN DISTRICT OFFICE - ENGINEERING_PROJECT_MISSOULA FO_REC, ADMIN & DAMS\MISSOULA FIELD OFFICE ADMINISTRATIVE SITE L61133\2026 DM-MISSOULA FO RENOVATIONS\DESIGN\SITE PLAN.DWG

(DESIGNED BY: GJA DRAWN BY: GJA CHECKED BY: DVB APPROVED BY: EC

REPAINT ALL EXTERIOR DOORS

EXTERIOR STUCCO.
REPAIR DAMAGED LOCATIONS AND PAINT PER SPECIFICATIONS

CLAY TILE RIDGE
REMOVE AND REPLACE WITH PROPER FLASHING AND NAILER BOARD PER SPECIFICATIONS

EAVE AND BEAMS.
REPAINT PER SPECIFICATIONS

FASCIA. REPLACE MOISTURE DAMAGED BOARDS AND PAINT PER SPECIFICATIONS

EXISTING CLAY TILE ROOF VALLEY.
REPLACE FLASHING AND SPACE TILE PER SPECIFCATIONS

RAFTER. PAINT PER SPECIFICATIONS

EXISTING 5" K-STYLE GUTTER SYSTEM.
REMOVE AND REPLACE WITH 6" K-STYLE GUTTER SYSTEM

U.S. DEPARTMENT OF THE INTERIOR
BUREAU OF LAND MANAGEMENT

MISSOULA OFFICE BUILDING REPAIRS

BUILDING FLOOR PLAN

MARK	REVISION	DATE	APPROVED

U.S. DEPARTMENT OF THE INTERIOR
BUREAU OF LAND MANAGEMNET
DISTRICT: WESTERN MONTANA DISTRICT
DESIGN OFFICE: MISSOULA FIELD OFFICE

ISSUED FOR: CONSTRUCTION ISSUE DATE: 7/6/2026

SHEET 5 OF 5

C:\USERS\GANDERSON\DOI\WESTERN DISTRICT OFFICE - ENGINEERING_PROJECT_MISSOULA FO_REC, ADMIN & DAMS\MISSOULA FIELD OFFICE ADMINISTRATIVE SITE L61133\2026 DM-MISSOULA FO RENOVATIONS\DESIGN\SITE PLAN.DWG

(DESIGNED BY: GJA DRAWN BY: GJA CHECKED BY: DVB APPROVED BY: EC