UNITED STATES DEPARTMENT OF THE INTERIOR

U. S. FISH & WILDLIFE SERVICE

# SOUTHWESTERN NATIVE AQUATIC RESOURCES & RECOVERY CENTER

CHAVES COUNTY NEW MEXICO

# 2026 RESEARCH BUILDING ADDITION CONCEPTUAL PLANS

ASSET NO: 10008859

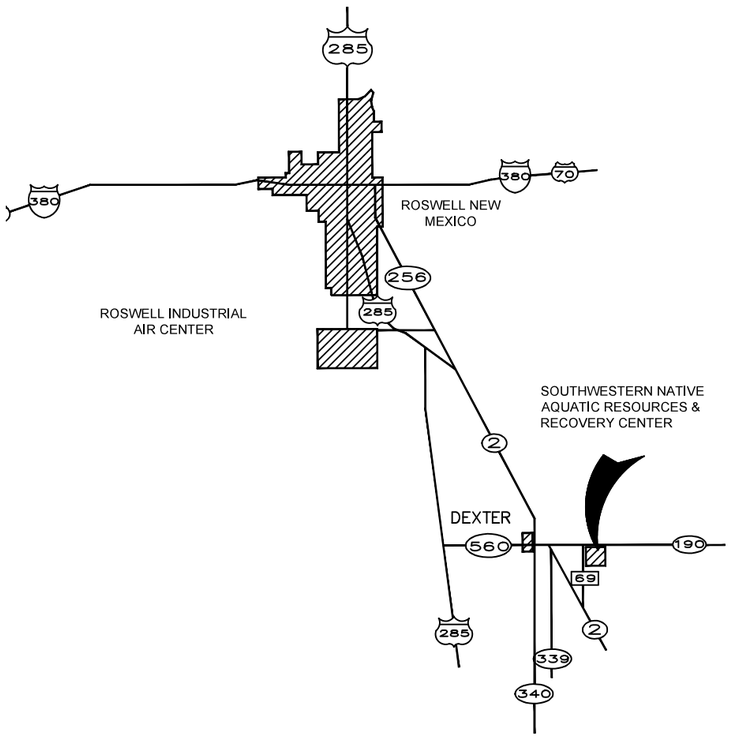


LOCATION MAP

NOT TO SCALE

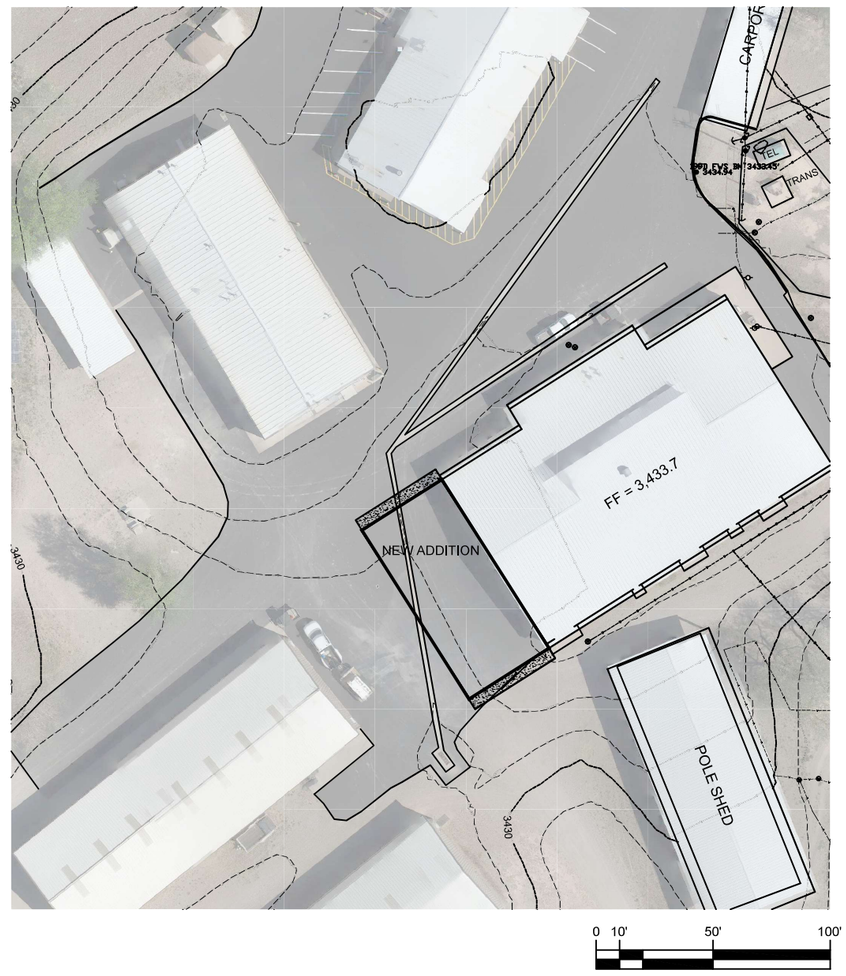


| INDEX OF DRAWINGS | |
|---|---|
| SHT. NO. | DRAWING TITLE |
| COVER | COVER SHEET, MAPS AND INDEX OF DRAWINGS |
| C1 | SITE LAYOUT PLAN |
| A1 | CONCEPTUAL FLOOR PLAN |
| E1 | CONCEPTUAL ELECTRICAL PLAN |

UNITED STATES DEPARTMENT OF THE INTERIOR
U.S. FISH AND WILDLIFE SERVICE
DIVISION OF ENGINEERING
SNARRC
CHAVES COUNTY NEW MEXICO

RESEARCH BUILDING ADDITION
CONCEPTUAL SITE PLAN

| | | |
|---|---|---|
| DESIGN: - | DRAWN: S. Pilitowski | CHECK: - |
| DRAWING FILENAME AND NUMBER | | DATE: 04-02-2026 |
| 2F-NM-133-64.0 | | SHT. NO. COVER / SEQ. NO. 1 OF 4 |

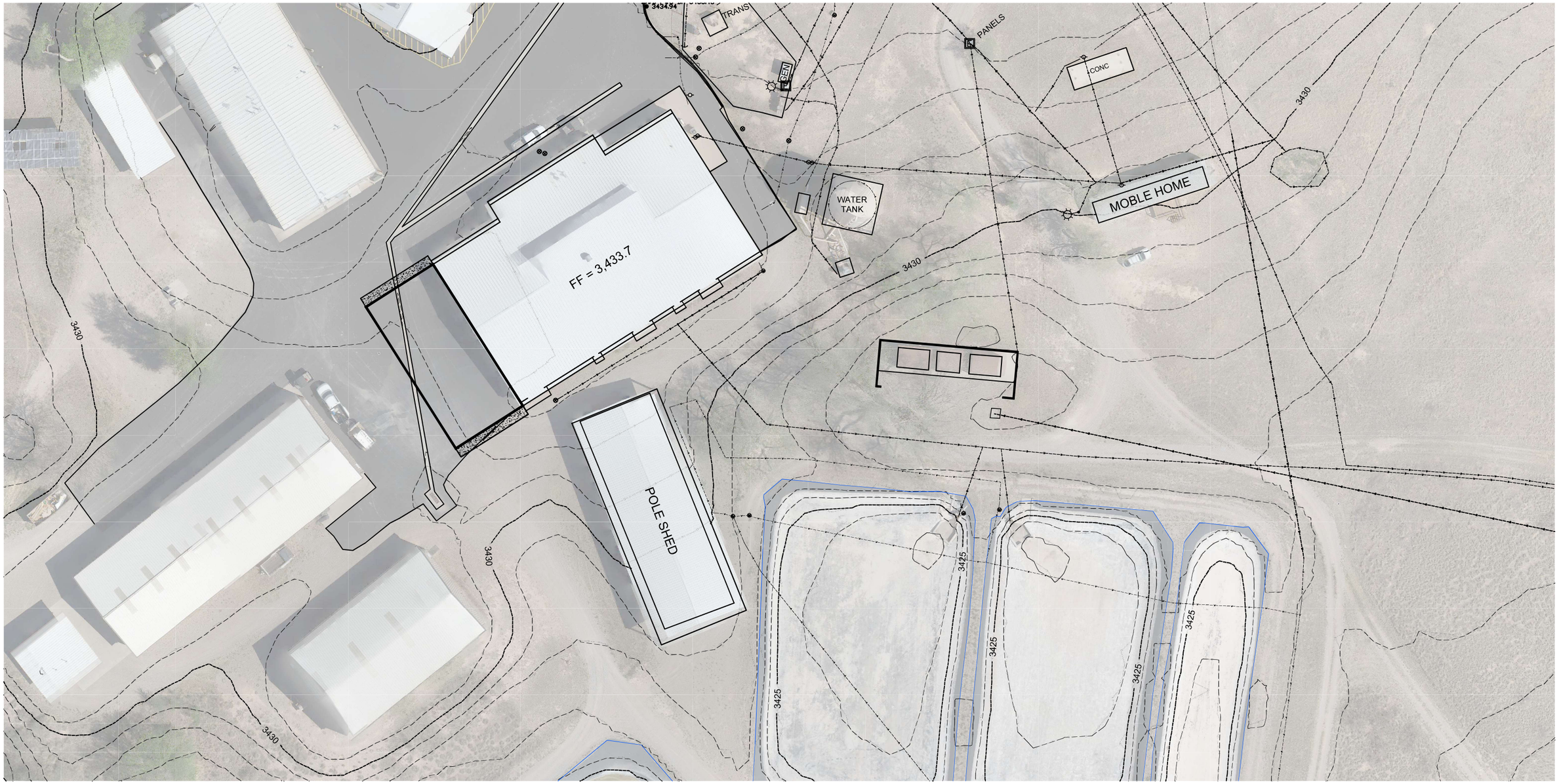


0 10' 50' 100'

UNITED STATES DEPARTMENT OF THE INTERIOR
U.S. FISH AND WILDLIFE SERVICE
DIVISION OF ENGINEERING
SNARRC

CHAVES NEW MEXICO

RESEARCH BUILDING ADDITION
CONCEPTUAL SITE PLAN

| | | |
|---|---|---|
| DESIGN: - | DRAWN: J.Gigstead | CHECK: - |
| DRAWING FILENAME AND NUMBER | | DATE: 12-7-2024 |
| 2F-NM-133-64.0 | | SHT. NO. C1 / SEQ. NO. 2 OF 4 |




BUILDING (40' X 82') = 3,280 SF

12" WIDE SLOT FLOOR DRAIN WITH GRATE

0 8 16 FEET

UNITED STATES DEPARTMENT OF THE INTERIOR
U.S. FISH AND WILDLIFE SERVICE
DIVISION OF ENGINEERING

SNARRC

CHAVES NEW MEXICO

RESEARCH BUILDING ADDITION
CONCEPTUAL FLOOR PLAN

| | | |
|---|---|---|
| DESIGN: - | DRAWN: S. Pilitowski | CHECK: - |
| DRAWING FILENAME AND NUMBER | | DATE: 04-02-2026 |
| 2F-NM-133-64.0 | | SHT. NO. A1 / SEQ. NO. 3 OF 4 |




BUILDING (40' X 82') = 3,280 SF

| | |
|---|---|
| LED | 48" LIGHT FIXTURE- SUSPENDED |
| WP GFI | WATERPROOF 110V GFCI PROTECTED RECEPTACLE |
| GFI | 110V GFCI PROTECTED DUPLEX RECEPTACLE |
| WP GFI | WATERPROOF 220V GFCI PROTECTED RECEPTACLE |

0 8 16 FEET

UNITED STATES DEPARTMENT OF THE INTERIOR
U.S. FISH AND WILDLIFE SERVICE
DIVISION OF ENGINEERING

SNARRC

CHAVES NEW MEXICO

RESEARCH BUILDING ADDITION
CONCEPTUAL ELECTRICAL PLAN

| | | |
|---|---|---|
| DESIGN: - | DRAWN: S. Pilitowski | CHECK: - |
| DRAWING FILENAME AND NUMBER | | DATE: 04-02-2026 |
| 2F-NM-133-64.0 | | SHT. NO. E1 / SEQ. NO. 4 OF 4 |