Fish Distribution Tank Specifications

Both Outside Dimensions shall be 77 inches long by 71 inches wide by 33 inches high. Construction shall be made from aluminum at least .160 inches thick, on the inner tank walls, .125 on outer shell. With an operating height of 26" the water and fish will weigh about 9000lbs. The entire trailer/ tank(with water and fish) setup needs to be rated as low as possible to 14,000 lbs. These specs will allow a 12,000 GVWR truck to stay under the CDL requirements. Tank shall be double walled and have a minimum of 2 inches of foam insulation for temperature control. Bottom shall be 3 inches thick double walled and insulated. Lids shall also be insulated with 2 inches of insulation. Tank design shall consist of:

1) Two (20 equally sized side by side separate tanks with lids opening on the front and rear side of the trailer.

2) One (1) Tank shall be rear discharge and the other will be drivers side discharge. Bottom of the tanks shall slope to the drain.

3) Discharge pipe shall be 8 inches with male cam lock with cover. The discharge will have a water tight solid slide gate to stop water from discharging during hose hookup.

4) Each tank shall have two independent 12" x 2" O2 .4 cm bubble size diffuser stones and installed with separate flow meter for each stone. Two ¾ inch diameter holes will be installed to provide access to the tank from the top in order to supply an oxygen supply lines. 1 Fresh Flo 12 volt aerator per compartment with attached conduit and wiring with water resistant twist lock plugs with matching receptacles to each compartment wired to a switch box attached to the front of the tank. Oxygen flow meters should be in a localized area mounted on a stainless steel manifold on the front driver side of the tank with preferred visual from drivers mirror.

5) A 1 inch screened overflow drain for each compartment with cap/boat plug. Preferably on passenger side of tank.

6) Two (2) ram vents per tank with 1/8" screened opening on inside of tank.

7) Lift Points on all four corners of each tank

8) A knife gate should be installed upstream of the camlock fitting with maximum 1/8" gap tolerances

9) Heavy duty piano hinges for compartment lids, with two destaco 225 uss hold downs per compartment and gas assist pistons on either side of the tank lid.

10) Four (4) or more mounting brackets, 1 on each corner to secure tank to trailer

11) Shop drawings should be submitted for approval for construction of the tank before fabrication. Final fabrication pictures sent prior to shipping.

Gooseneck trailer specs

17FT ALUMINUM GOOSENECK SKID LOADER TRAILER
- DECK HEIGHT APPROXIMATELY 20 TALL
- approximately 72” BETWEEN FENDERS
- 2” aluminum extruded flooring, ½" Thick bedrail
- walk on fenders, fixed
- I.C.C. & D.O.T. APPROVED LIGHTING
- 8000# double axle
- electric brakes with oil bath
- drop springs
- 5/215-75R 17.5" 16 Ply tires (or equivalent). 8 hole Modular Steel with aluminum center caps (or equivalent)
- spare tire carrier
- gooseneck height at 74" clearance from ground to underside of main gooseneck frame.

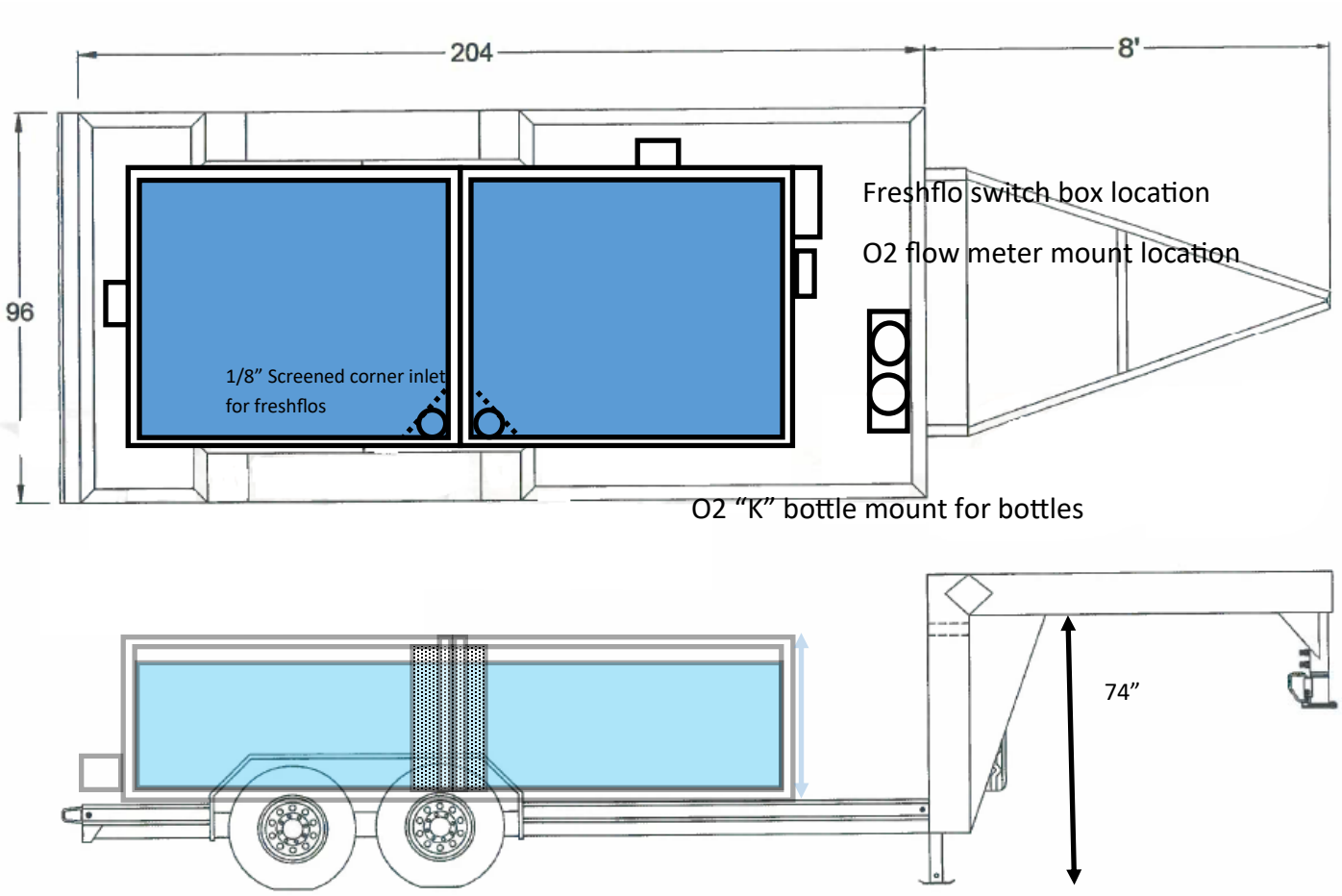
204
8'
96
Freshflo switch box location
O2 flow meter mount location
1/8" Screened corner inlet
for freshflos
O2 "K" bottle mount for bottles
74"

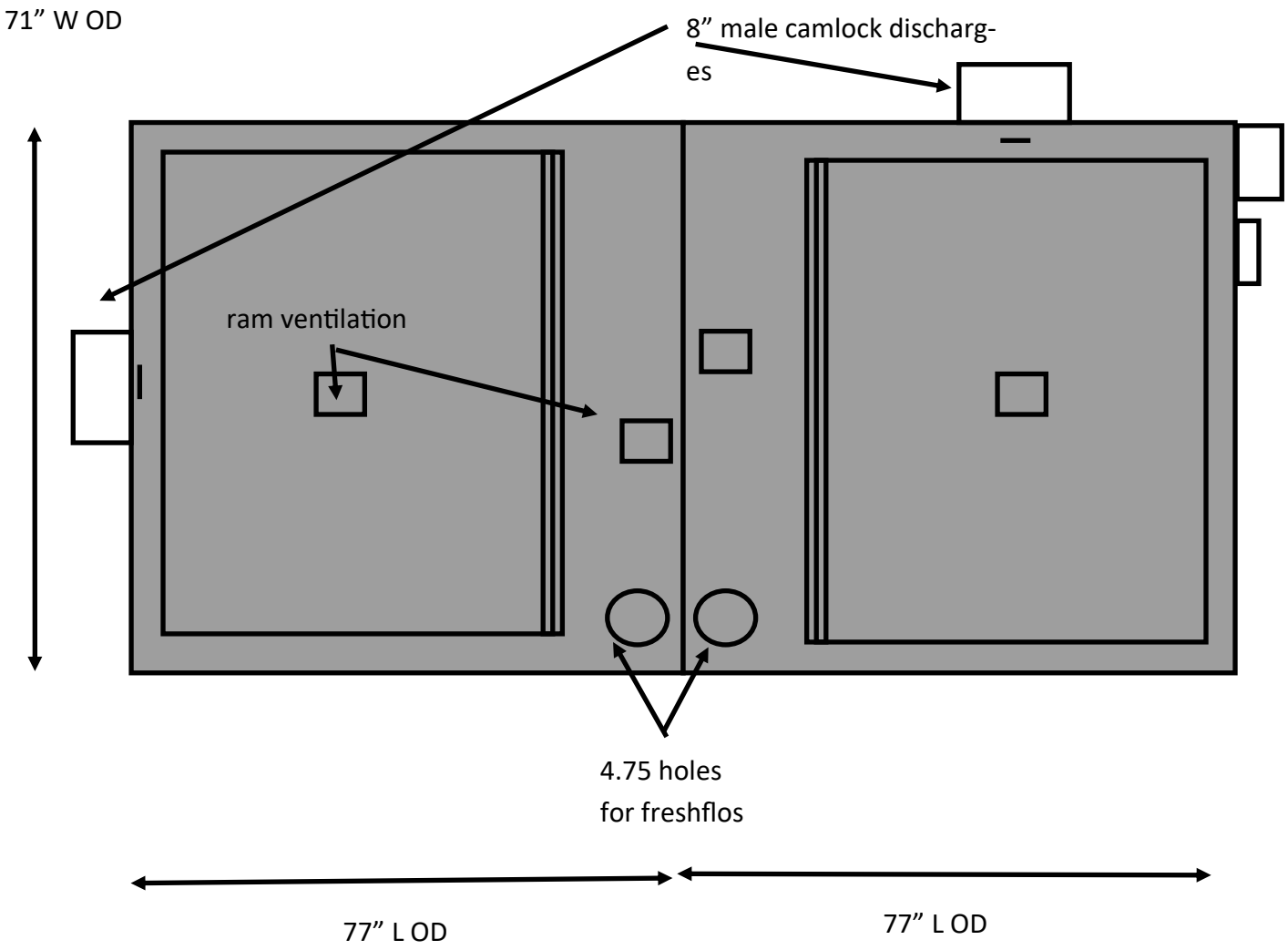
71” W OD
8” male camlock discharg-
es
ram ventilation
4.75 holes
for freshflos
77” L OD
77” L OD

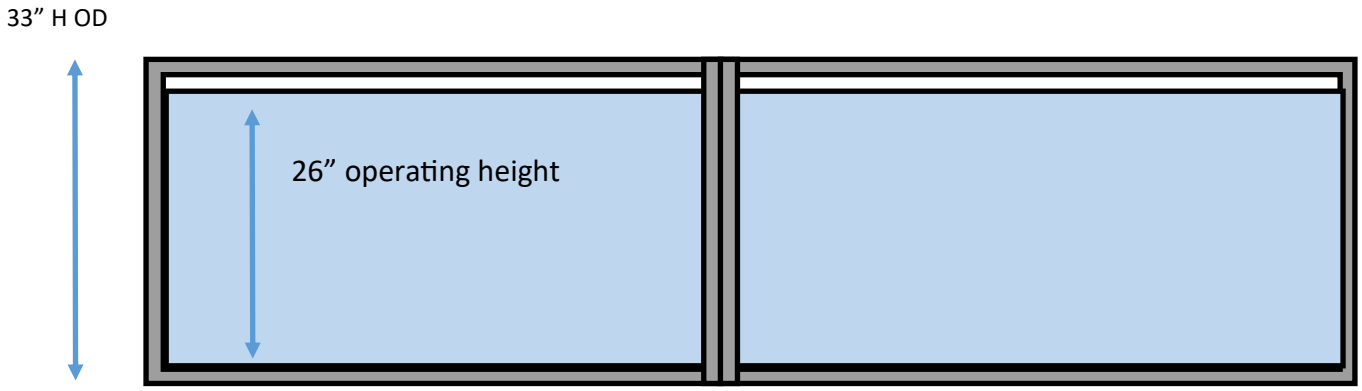
33” H OD
26” operating height