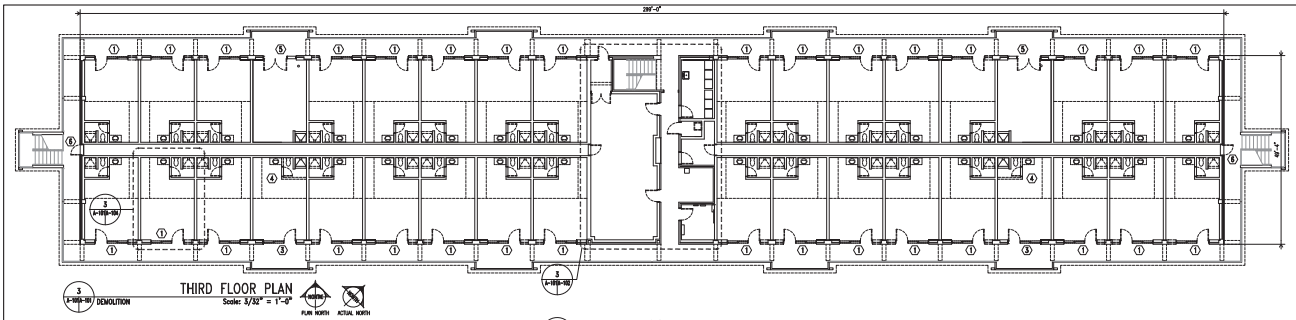

3 A-105B-102 DEMOLITION

THIRD FLOOR PLAN
Scale: 3/32" = 1'-0"

PLAN NORTH ACTUAL NORTH

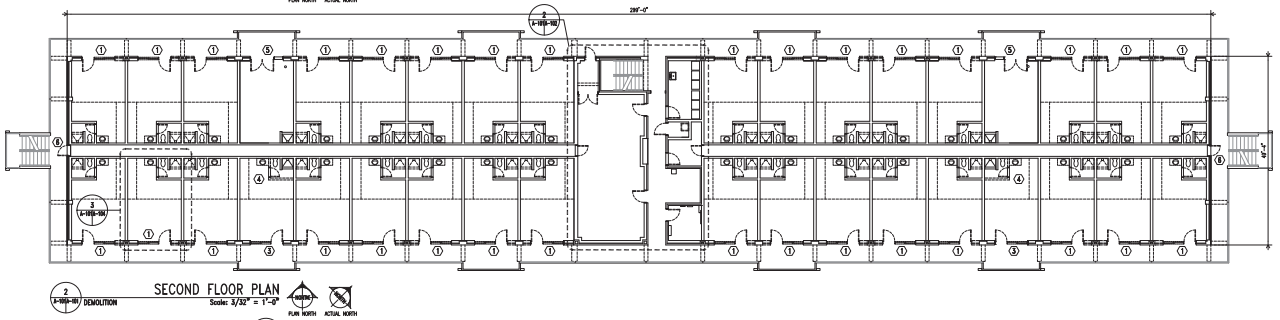

2 A-105B-102 DEMOLITION

SECOND FLOOR PLAN
Scale: 3/32" = 1'-0"

PLAN NORTH ACTUAL NORTH

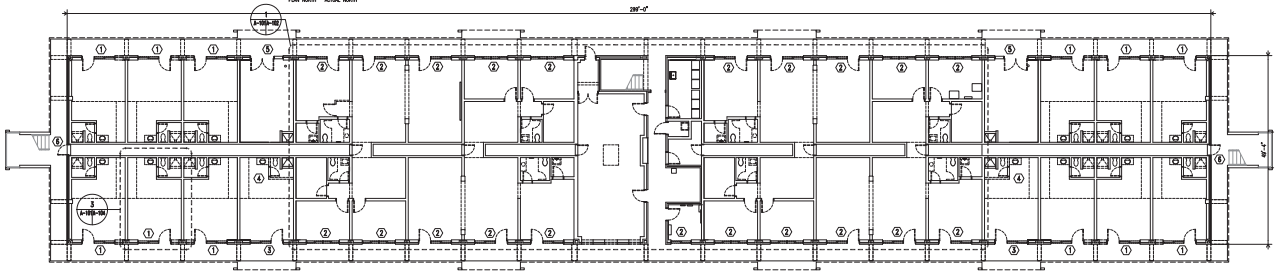

1 A-105B-102 DEMOLITION

FIRST FLOOR PLAN
Scale: 3/32" = 1'-0"

PLAN NORTH ACTUAL NORTH

GENERAL NOTES

1. SEE ENLARGED DEMOLITION PLANS AS DENOTED FOR SPECIFIC DEMOLITION SCOPE OF WORK AT INDICATED AREAS.
2. ASBESTOS MATERIAL AND LEAD-BASED PAINT TESTING HAS BEEN PERFORMED ON EXISTING AREAS OF WORK. SEE THE SPECIFICATION FOR ASBESTOS MATERIAL AND LEAD-BASED PAINT REPORT RESULTS. CONTRACTOR SHALL BE RESPONSIBLE FOR THE APPROPRIATE STANDARD OF CARE REGARDING THE HANDLING OF ANY MATERIALS FOUND TO BE HAZARDOUS AND THE PROTECTION OF PERSONS FROM EXPOSURE.
3. ALL MATERIALS ARE TO BE CONSIDERED NEW UNLESS SPECIFICALLY REFERRED TO AS "EXISTING".
4. THE CONTRACTOR SHALL PHOTOGRAPH, TAG, RECORD THE LOCATION OF, REMOVE FROM THE BUILDING, AND STORE EACH PIECE OF FURNITURE. THE CONTRACTOR SHALL PROVIDE AN ELECTRONIC COPY OF THE FURNITURE CONDITION PICTURES AND FURNITURE LOCATIONS TO THE GOVERNMENT ON CD. TYPICAL SLEEPING ROOM INCLUDES BUT IS NOT LIMITED TO: (3) METAL WARDROBES, (3) METAL RACKS, (3) MATTRESSES, (3) DESKS, (3) DESK CHAIRS, (3) NIGHT TABLES, AND (3) LAMPS, REFRIGERATOR, MICROWAVE, (2) MIRRORS, RUGS, DRAPERIES, AND COMFORTERS. THE CONTRACTOR SHALL PROTECT EACH ITEM REMOVED FROM DAMAGE. THE CONTRACTOR SHALL PLACE ALL ITEMS REMOVED BACK IN THE BUILDING WITH EXCEPTION OF THE WARDROBES AND MIRRORS AND MATTRESSES, RUGS, DRAPERIES, AND COMFORTERS PRIOR TO PROJECT COMPLETION. CONTRACTOR SHALL DISPOSE OF ALL MATTRESSES AT A PERMITTED SOLID WASTE LANDFILL. CONTRACTOR WILL COORDINATE WITH BASE RECYCLING (452-4214) FOR TRANSPORTATION OF ALL AREA RUGS, DRAPERIES, AND COMFORTERS TO BLDG. 982 (PINEY GREEN ROAD) FOR RECYCLING. THE CONTRACTOR SHALL OFFER THE WARDROBES AND MIRRORS TO THE GOVERNMENT. IF THE GOVERNMENT REFUSES THE WARDROBES AND MIRRORS, THE CONTRACTOR SHALL DISPOSE OF THE WARDROBES AND MIRRORS.
5. THE CONTRACTOR IS TO PROVIDE OPENINGS IN MECHANICAL ROOM FLOORS FOR NEW VERTICAL DUCTWORK. SEE SHEETS MH-102 FOR MECHANICAL RISER.
6. WHERE DUCTWORK, PIPING, OR WIRING IS REMOVED, PATCH ALL HOLES IN WALLS AND CEILING WITH LIKE MATERIAL.

DEMOLITION NOTES

APPLY TO THIS SHEET ONLY

1. REMOVE PORTION OF EXISTING CONCRETE MASONRY AND BRICK MASONRY VENEER WALL, AND EXISTING ALUMINUM WINDOWS AND STEEL FRAMING (AND EXTERIOR DOORS WHERE THEY EXIST) WITHIN EXISTING 8'-8" WIDE x 8'-8" HIGH MASONRY OPENING AS INDICATED TO PERMIT INSTALLATION OF NEW INFILL CONSTRUCTION. FOR SLEEPING ROOMS, SEE ENLARGED DEMOLITION PLAN 3/A-104.
2. REMOVE EXISTING ALUMINUM WINDOWS AND STEEL FRAMING WITHIN EXISTING 8'-8" WIDE x 8'-8" HIGH MASONRY OPENING, TO PERMIT INSTALLATION OF NEW INFILL CONSTRUCTION.
3. REMOVE EXISTING ALUMINUM WINDOWS AND STEEL FRAMING AND EXTERIOR DOOR WITHIN EXISTING 8'-8" WIDE x 8'-8" HIGH MASONRY OPENING, TO PERMIT INSTALLATION OF NEW DOORS AND FRAME. COORDINATE WITH CONSTRUCTION PLAN.
4. REMOVE ALL COMPONENTS OF THE INTERIOR OF EXISTING SLEEPING ROOM IN ORDER TO CONVERT IT TO A MECHANICAL ROOM, INCLUDING BUT NOT LIMITED TO EXISTING BATHROOM WALLS, FLOOR FINISHES, ACCESSORIES, VANITY CABINETS, PLUMBING FIXTURES, ETC. EXCEPT FOR EXISTING SHOWER CURBING AND DRAIN (TO BE USED AS CONDENSATE DRAIN BY NEW EQUIPMENT).
5. REMOVE EXISTING DOOR AND FRAME, INCLUDING LOUVERED SIDELITE PANEL AND SOLID PANEL TRANSOM, IN PREPARATION FOR INSTALLATION OF NEW DOOR AND FRAME. SEE CONSTRUCTION PLAN AND DOOR SCHEDULE.
6. REMOVE EXISTING DOOR AND FRAME, INCLUDING LOUVERED TRANSOM AND EXHAUST FAN, IN PREPARATION FOR INSTALLATION OF NEW DOOR AND FRAME. SEE CONSTRUCTION PLAN AND DOOR SCHEDULE.

GRAPHIC SCALE: 3/32"=1'-0"
8' 0 8' 16' 24'

AS-BUILT
RECORD DRAWING
LETTER DATED
04/08/2014

MAUNE BELANGIA FAULKENBERRY ARCHITECTS, PA
CERT. NO. 679
New Bern, NC

DES.	BLG
DR.	BLG
CHK.	RTB
SUBMITTED BY:	
DESIGN DIR.	
APPROVED: PWO OR OICC	DATE
SATISFACTORY TO:	DATE

DEPARTMENT OF THE NAVY NAVAL FACILITIES ENGINEERING COMMAND
MARINE CORPS BASE
CAMP LEJEUNE, NORTH CAROLINA

INTERIOR AND EXTERIOR REPAIRS TO HP301

COMPREHENSIVE FLOOR PLANS: DEMOLITION

SIZE	CODE IDENT NO.	NAVFAC DRAWING NO.
F	80091	6000600

CONST. CONTR. NO. N40085-10-B-0033

SCALE: AS NOTED | SPEC. 05-10-1033 | SHEET 3 OF 67

A-101

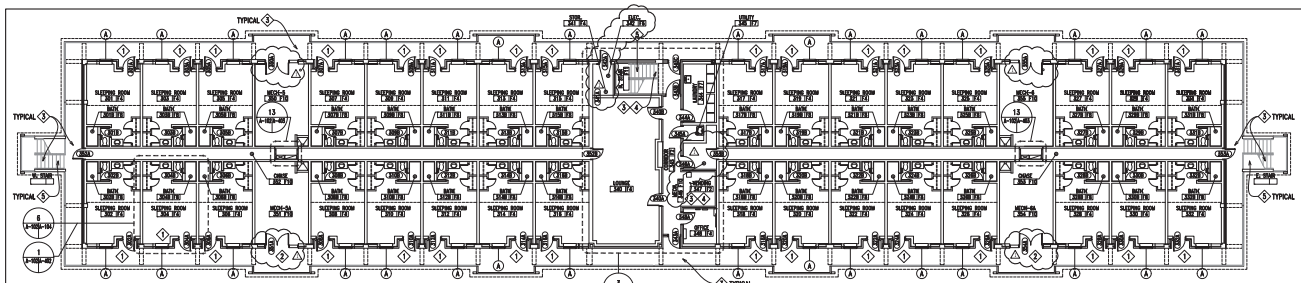

THIRD FLOOR PLAN
3 A-102/-102 CONSTRUCTION
Scale: 3/32" = 1'-0"

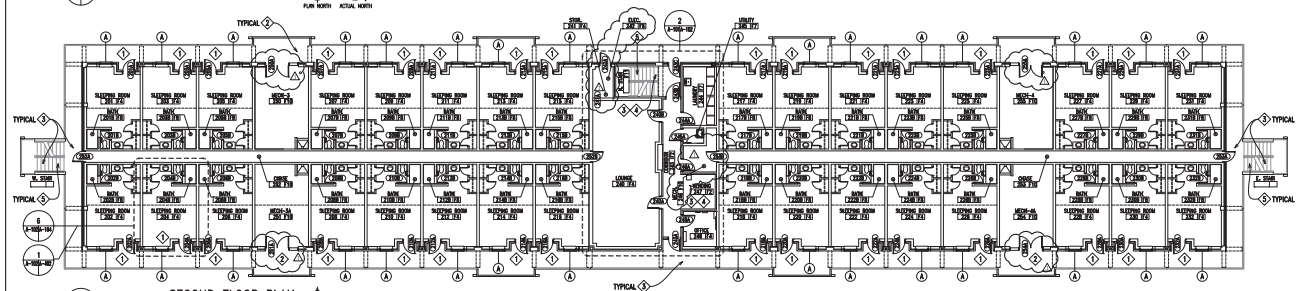

SECOND FLOOR PLAN
2 A-102/-102 CONSTRUCTION
Scale: 3/32" = 1'-0"

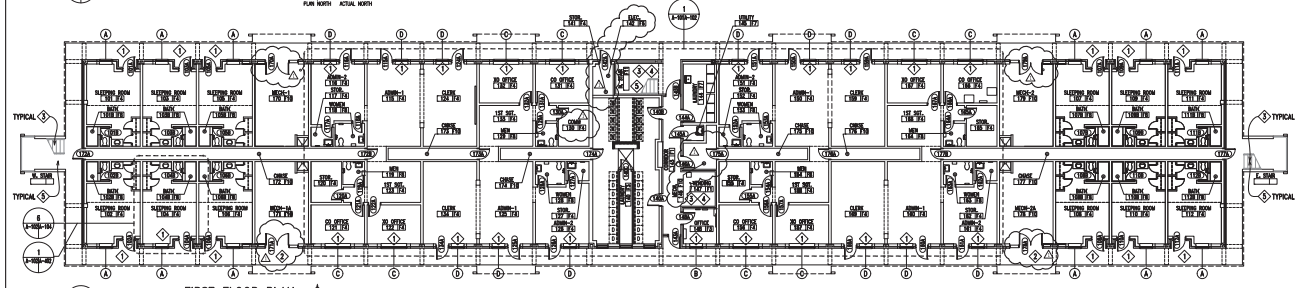

FIRST FLOOR PLAN
1 A-102/-102 CONSTRUCTION
Scale: 3/32" = 1'-0"

GENERAL NOTES

1. SEE REFLECTED CEILING PLAN A-XXX FOR AREAS TO RECEIVE NEW CEILING FINISHES, MATERIALS, HEIGHTS, ETC. SEE FINISH SCHEDULE SHEET A-XXX FOR ALL MATERIAL AND COLOR SELECTIONS, AS PER FINISH DESIGNATIONS FOR EACH IDENTIFIED ROOM ON THE CONSTRUCTION PLAN. WHERE DOORS ARE INDICATED AS NUMBERED IN THE CONSTRUCTION PLAN, REFER TO THE DOOR SCHEDULE SHEET A-601 FOR NEW DOOR DESCRIPTIONS.

   ROOM NAME — NEW DOOR DESIGNATION: SEE DOOR SCHEDULE
   ROOM NUMBER — ROOM FINISH DESIGNATION: SEE FINISH SCHEDULE

2. SEE ENLARGED CONSTRUCTION PLANS AS DENOTED FOR SPECIFIC CONSTRUCTION SCOPE OF WORK AT INDICATED AREAS.
3. ASBESTOS MATERIAL AND LEAD-BASED PAINT TESTING HAS BEEN PERFORMED ON EXISTING AREAS OF WORK. SEE THE SPECIFICATION FOR ASBESTOS MATERIAL AND LEAD-BASED PAINT REPORT RESULTS. CONTRACTOR SHALL BE RESPONSIBLE FOR THE APPROPRIATE STANDARD OF CARE REGARDING THE HANDLING OF ANY MATERIALS FOUND TO BE HAZARDOUS AND THE PROTECTION OF PERSONS FROM EXPOSURE.
4. ALL MATERIALS ARE TO BE CONSIDERED NEW UNLESS SPECIFICALLY REFERRED TO AS "EXISTING".
5. SEE LS-001 LIFE SAFETY CODE COMPLIANCE SUMMARY AND LS-101 LIFE SAFETY PLAN FOR LOCATIONS AND HOURLY RATINGS OF FIRE RATED WALLS.
6. DOOR DESIGNATORS (NUMBERS) FOR SLEEPING ROOM CLOSET DOORS ARE NOT SHOWN FOR CLARITY. FOR EACH SLEEPING ROOM, CLOSET DOORS ARE DENOTED AS DOORS "C" AND "D", AS IN 101C AND 101D, ETC.

(A) — INDICATES TYPE OF INFILL CONSTRUCTION REQUIRED. SEE PLAN AND ELEVATION DETAILS SHEET A-401

CONSTRUCTION NOTES

APPLY TO THIS SHEET ONLY

1. PROVIDE NEW INFILL CONSTRUCTION WHERE EXISTING CONSTRUCTION HAS BEEN REMOVED. SEE DETAIL PLANS AND ELEVATIONS OF EACH TYPE OF INFILL CONSTRUCTION TO BE PROVIDED ON SHEET A-401. SEE TYPE INDICATED (A,B,C,D) AT EACH LOCATION ON COMPREHENSIVE CONSTRUCTION PLANS THIS SHEET.
2. PROVIDE NEW DOORS AND FRAME AS SCHEDULED WHERE EXISTING SLEEPING ROOM IS TO BE CONVERTED TO MECHANICAL ROOM.
3. POWERWASH ALL EXISTING CONCRETE WALKING SURFACES, ENTIRE BUILDING, INCLUDING STAIR RISERS AND TREADS, AND PREPARE SURFACES FOR SEALER, DECORATIVE CONCRETE COATING WHERE INDICATED, AND/OR RETROFIT STAIR TREAD INSTALLATION.
4. SCRUB AND RINSE ALL EXISTING INTERIOR BRICK MASONRY WITH BIODEGRADABLE CLEANER TO REMOVE BIOLOGICAL DEPOSITS AND DIRT.
5. PROVIDE RETROFIT STAIR TREAD INSTALLATION AT EACH STAIR NOSING/TREAD, SEE DETAIL X/A-XXX.

NOTE: ROOMS 146, 246, 346 CHANGED FROM MECHANICAL TO ELECTRICAL.
ROOMS 142, 242, 342 CHANGED FROM ELECTRICAL TO MECHANICAL.
ALL MECHANICAL ROOM DOORS ARE OUTSWING.

RECORD DRAWING
LETTER DATED
04/08/2014

AS-BUILT CONDITIONS SHOWN

GRAPHIC SCALE: 3/32"=1'-0"
8' 0 8' 16' 24'

REVISIONS			
	1	10/09/14	CASELL RETROFIT FIRE CONTRACTOR

A-102

MAUNE BELANGIA FAULKENBERRY ARCHITECTS, PA
CERTIFIED ARCHITECTURAL FIRM
MAUNE BELANGIA FAULKENBERRY ARCHITECTS, P.A.
CERT. NO. 679
New Bern, NC

DATE: NOV. 11, 2008
DES. BLG
DR. BLG
CHK. RTB
SUBMITTED BY:
DESIGN DIR.
APPROVED: PWO OR OICC DATE
SATISFACTORY TO: DATE

DEPARTMENT OF THE NAVY NAVAL FACILITIES ENGINEERING COMMAND
MARINE CORPS BASE
CAMP LEJEUNE, NORTH CAROLINA

INTERIOR AND EXTERIOR REPAIRS TO HP301

COMPREHENSIVE FLOOR PLANS: CONSTRUCTION

SIZE	CODE IDENT NO.	NAVFAC DRAWING NO.
F	80091	60006601

CONST. CONTR. NO. M40085-10-B-0033
SCALE: AS NOTED SPEC. 05-10-1033 SHEET 4 OF 67