DOOR SCHEDULE

DOOR NUMBER	DOOR TYPE	THICKNESS	METAL	PAINTED	HARDWARE	SPEC. TYPE		REMARKS
1	C	1 3/4"	●	●	2	III		
2	E	1 3/4"	●	●	6	III		
3	F	1 3/4"	●	●	1	III		
4	F	1 3/4"	●	●	1	III		
5	A	1 3/4"	●	●	4	II		1HR., B-LABELED
6	A	1 3/4"	●	●	7	II		
7	A	1 3/4"	●	●	4	II		
8	B	1 3/4"	●	●	2	III		1HR., B-LABELED
9	C	1 3/4"	●	●	2	III		
10	E	1 3/4"	●	●	6	III		
11	D	1 3/4"	●	●	5	III		
12	D	1 3/4"	●	●	5	III		
13	C	1 3/4"	●	●	2	III		
14	F	1 3/4"	●	●	3	II		NO PANIC HARDWARE
15	E	1 3/4"	●	●	6	III		
16	A	1 3/4"	●	●	4	II		1HR., B-LABELED
17	A	1 3/4"	●	●	4	II		
18	E	1 3/4"	●	●	6	III		
19	D	1 3/4"	●	●	5	III		
20	D	1 3/4"	●	●	5	III		
21	A	1 3/4"	●	●	5	II		
22	E	1 3/4"	●	●	6	III		
23	A	1 3/4"	●	●	4	II		1HR., B-LABELED
24	E	1 3/4"	●	●	6	III		
25	D	1 3/4"	●	●	5	III		
26	D	1 3/4"	●	●	5	III		
27	A	1 3/4"	●	●	5	III		

NOTE FOR ALL DOORS LISTED ABOVE AND NUMBERED ON PLANS - REMOVE EXISTING DOORS & FRAMES AND PROVIDE AND INSTALL NEW DOORS & FRAMES AS CALLED FOR. ALL OTHER DOORS & FRAMES SHALL REMAIN AS EXISTING AND SHALL BE PAINTED AS SPECIFIED.

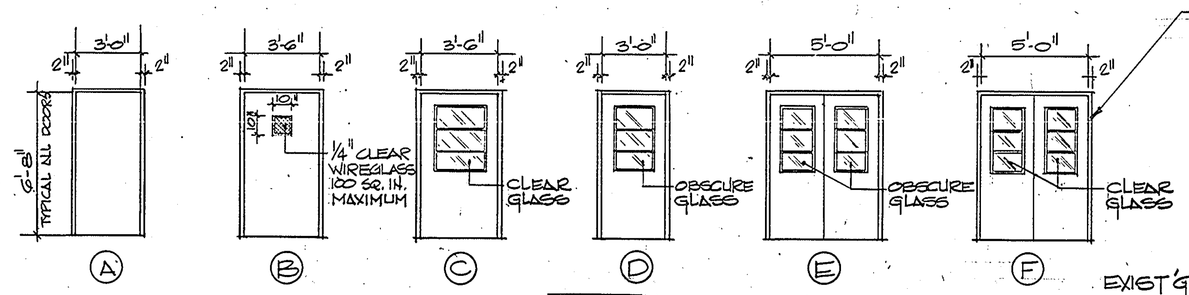

DOOR TYPES 1/4" = 1'-0"
(SEE FRAME DETAILS & SCHEDULE THIS SHEET)

NOTES
- ALL DOORS TO BE PAINTED ON JOB AS SPECIFIED
- ALL MASONRY DOOR OPENINGS TO BE MEASURED & VERIFIED BY CONT'R TO INSURE PROPER FITTING OF DOOR FRAMES
- ALL GLASS IN DOORS TO BE 1/4" WIRE GLASS

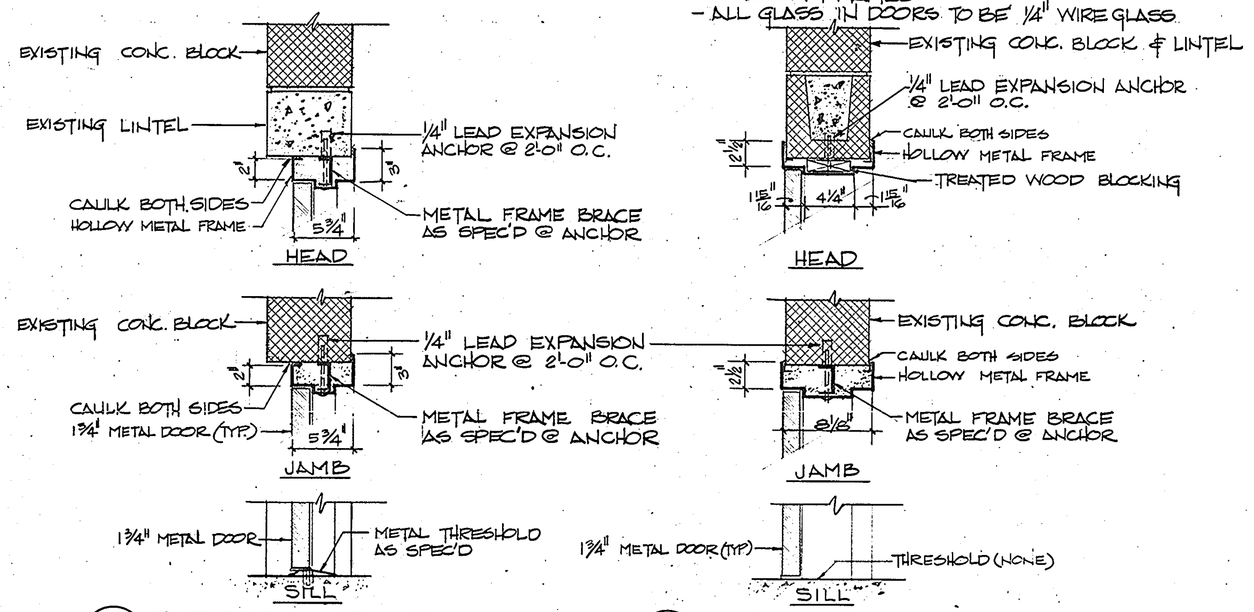

1 (23/23) EXTERIOR DOOR DETAILS 1 1/2" = 1'-0"

2 (23/23) INTERIOR DOOR DETAILS 1 1/2" = 1'-0"

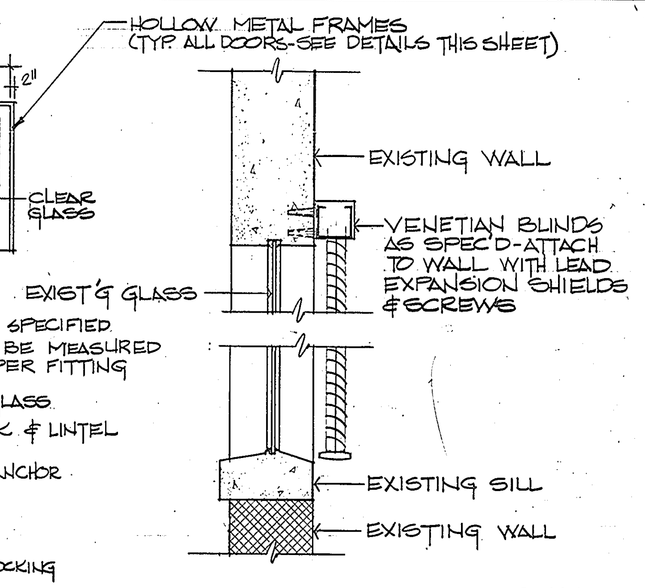

3 (1/23) DETAIL @ VENETIAN BLIND 1 1/2" = 1'-0"
SHEETS - 23 & 24

REVISIONS

SYM	DESCRIPTION	DATE	APPROVED

VENETIAN BLIND SCHEDULE

TYPE	WINDOW LENGTH	WINDOW HEIGHT	REMARKS
1	16'-0"	5'-5"	GEN. CONT'R TO VERIFY ALL DIMENSIONS IN FIELD
2	16'-0"	6'-9"	do.
3	7'-8"	4'-1"	do.
4	3'-9"	4'-1"	do.
5	1'-9"	4'-1"	do.
6	16'-0"	4'-1"	do.

NOTE: CREAME COLOR (ALL PARTS)

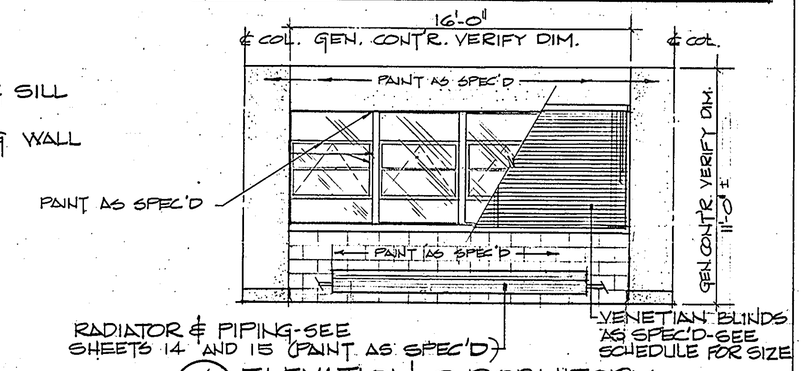

4 (1/23) ELEVATION @ DORMITORY
TYPICAL INTERIOR 1/4" = 1'-0"
SHEETS - 23 & - 24

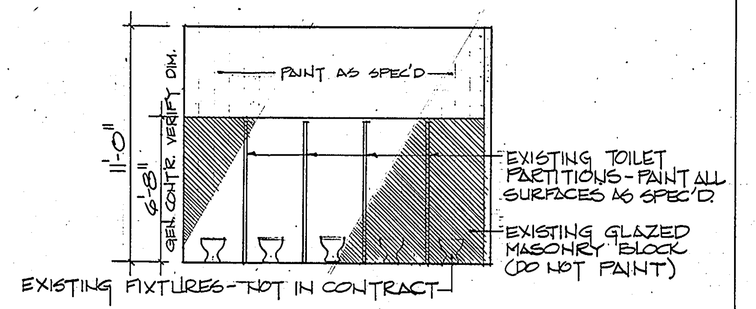

5 (23) ELEVATION @ TOILET
TYPICAL INTERIOR 1/4" = 1'-0"
SHEETS - 23 & - 24

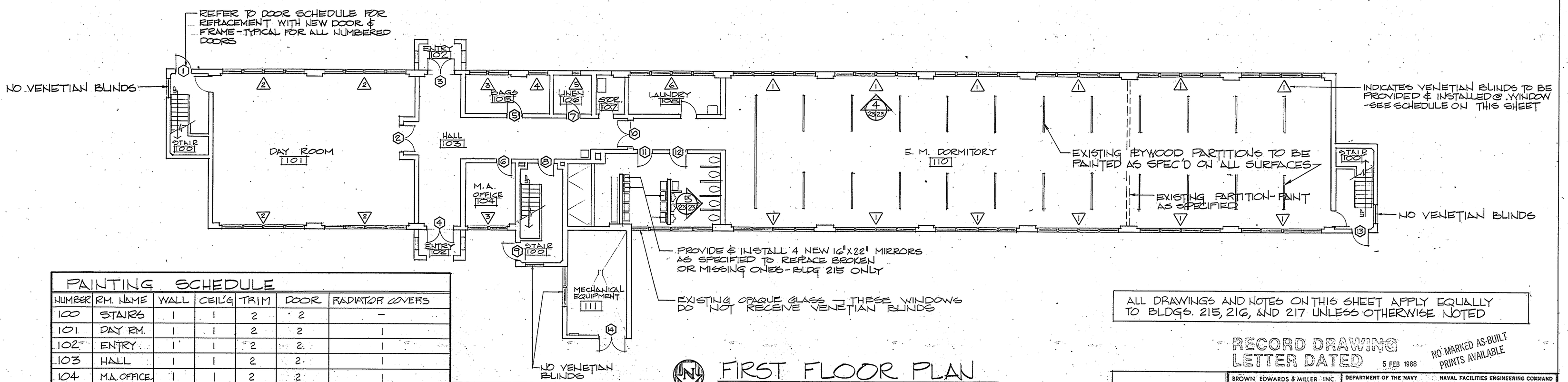

PAINTING SCHEDULE

NUMBER	RM. NAME	WALL	CEIL'G	TRIM	DOOR	RADIATOR COVERS
100	STAIRS	1	1	2	2	—
101	DAY RM.	1	1	2	2	1
102	ENTRY	1	1	2	2	1
103	HALL	1	1	2	2	1
104	M.A. OFFICE	1	1	2	2	1
105	BAGS	1	1	2	2	1
106	LINEN	1	1	2	2	1
107	STORAGE	1	1	2	2	—
108	LAUNDRY	1	1	2	2	1
109	TOILET	1	1	2	2	1
110	DORMITORY	1	1	2	2	1
111	MECH. RM.	1	1	2	2	—

COLOR KEY
1 - PARCHMENT # 23690
2 - DARK BRONZE
ALL COLORS WERE SELECTED FROM "COLORS FOR NAVAL SHORE FACILITIES" NAVFAC P-309.

FIRST FLOOR PLAN

SCALE: 1/8" = 1'-0"

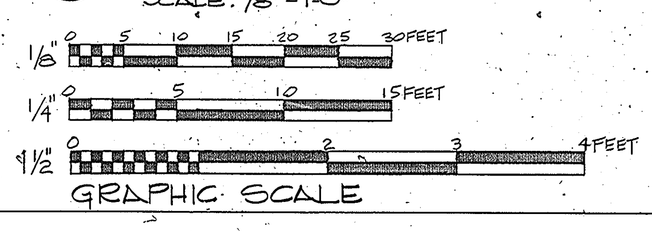

GRAPHIC SCALE

ALL DRAWINGS AND NOTES ON THIS SHEET APPLY EQUALLY TO BLDGS. 215, 216, AND 217 UNLESS OTHERWISE NOTED

RECORD DRAWING LETTER DATED 5 FEB 1988

NO MARKED AS-BUILT PRINTS AVAILABLE

BENJAMIN H. KEL REGISTERED ARCHITECT NORTH CAROLINA U.S.A.

BROWN EDWARDS & MILLER INC
ARCHITECTURE
RALEIGH, NORTH CAROLINA

DES. BHK | DR. KB | CHK. BW
PROJ. MGR. BHK | CH. ENGR. PHB
SUBMITTED BY: DATE 12-20-74
PROJ. MEMBER: PRINCIPAL
EFD: RVD. GNC
HQ: DIR. DATE
APPROVED: DATE
PUBLIC WORKS OFFICER
APPROVED: DATE
EFD FOR COMMANDER, NAVFAC: 23 JUL 1975

DEPARTMENT OF THE NAVY — NAVAL FACILITIES ENGINEERING COMMAND
ATLANTIC DIVISION
NAVAL STATION, NORFOLK, VIRGINIA
MARINE CORPS. AIR STATION (H) NEW RIVER, N.C.

REPAIRS TO BARRACKS
BUILDINGS 215, 216, 217
FLOOR PLAN & MISC. DETAILS

SIZE	CODE IDENT. NO.	NAVFAC DRAWING NO.
F	80091	4019123

CONSTR. CONTR. NO. N62470-74-B-1694
SCALE NOTED | SPEC. 05-74-1694 | SHEET 4 OF 18

E.F.D. DRAWING NO. 119123

REVISIONS			
SYM	DESCRIPTION	DATE	APPROVED

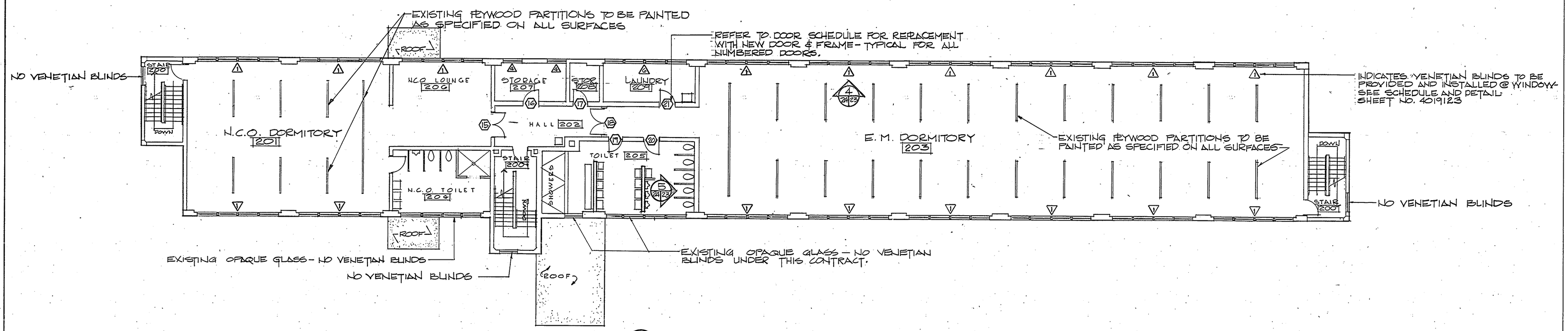

SECOND FLOOR PLAN

SCALE: 1/8" = 1'-0"

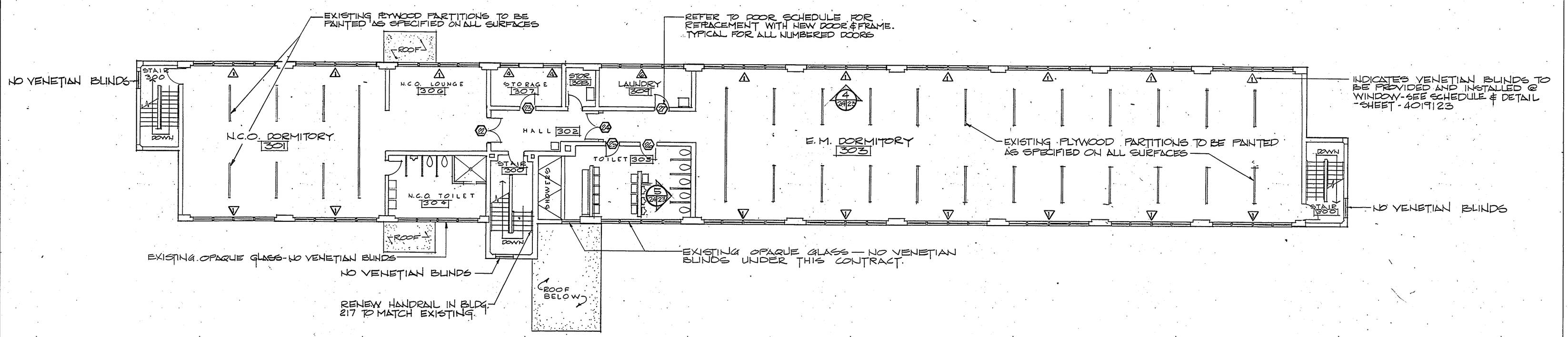

THIRD FLOOR PLAN

SCALE: 1/8" = 1'-0"

NO MARKED AS-BUILT PRINTS AVAILABLE

RECORD DRAWING LETTER DATED 5 FEB 1988

ALL DRAWINGS & NOTES ON THIS SHEET APPLY EQUALLY TO BLDGS. 215, 216, AND 217 UNLESS OTHERWISE NOTED

PAINTING SCHEDULE

NUMBER	ROOM NAME	WALL	CEILING	TRIM	DOOR	RADIATOR COVERS
200,300	STAIRS	1	1	2	2	—
201,301	N.C.O. DORM.	1	1	2	2	1
202,302	HALL	1	1	2	2	—
203,303	DORMITORY	1	1	2	2	1
204,304	TOILET	1	1	2	2	1
205,305	TOILET	1	1	2	2	1
206,306	LOUNGE	1	1	2	2	1
207,307	STORAGE	1	1	2	2	—
208,308	STORAGE	1	1	2	2	—
209,309	LAUNDRY	1	1	2	2	1

COLOR KEY
1 - PARCHMENT #23690
2 - DARK BRONZE

ALL COLORS WERE SELECTED FROM "COLORS FOR NAVAL SHORE FACILITIES" NAVFAC P-309

GRAPHIC SCALE
1/8" 0 5 10 15 20 25 30 FEET

BENJAMIN O. FREEL REGISTERED ARCHITECT CERTIFICATE NO. 1444 NORTH CAROLINA RALEIGH, N.C.

BROWN EDWARDS & MILLER INC. ENGINEERING ARCHITECTURE RALEIGH, NORTH CAROLINA	DEPARTMENT OF THE NAVY NAVAL FACILITIES ENGINEERING COMMAND ATLANTIC DIVISION NAVAL STATION NORFOLK, VIRGINIA
DES. BHK DR. CHK. BW	MARINE CORPS AIR STATION (H) NEW RIVER, N.C.
PROJ. MGR. BHK CH. ENGR. PHB	REPAIRS TO BARRACKS
SUBMITTED PRINCIPAL MEMBER DATE 12-20-74 PRINCIPAL	BUILDINGS 215, 216, 217 FLOOR PLANS
EFD RVD. SNG HQ DIR.	
APPROVED DATE	SIZE F · CODE IDENT. NO. 80091 · NAVFAC DRAWING NO. 4019124
PUBLIC WORKS OFFICER	CONSTR. CONTR. NO. N62470-74-B-1694
APPROVED DATE 3/1/1975 EFD FOR COMMANDER NAVFAC	SCALE NOTED · SPEC 05-74-1694 · SHEET 5 OF 18

E.F.D. DRAWING NO. 119124