US Department of Agriculture (USDA)

# 2026 ANF SUPERVISOR'S OFFICE STORM DAMAGE REPAIRS SPECIFICATIONS AND EXHIBITS

# Contents

Angeles NF Supervisors Office Acoustic Ceiling Tiles Specification..... 3
Angeles NF Supervisor's Office Acoustic Ceiling Tiles Exhibits ..... 18
Angeles NF Supervisor's Office Exterior Wood Specifications..... 20

**CONTRACTOR TO VERIFY THAT THE INFORMATION PROVIDED BELOW WILL MATCH EXISTING CEILING TILES INSTALLED AT THE ANF SUPERVISOR'S OFFICE. FILE WAS PROVIDED AS A REFERENCE, WHICH WAS FOUND IN THE PREVIOUS CONSTRUCTION CONTRACT OF THE SUPERVISOR'S OFFICE. **

# Submittal Table of Contents

## Specification Section 095113 Acoustical Ceilings

2.4 B.1 ACT # 1

1. Armstrong "Cirrus Second Look II"#510 acoustical ceiling panels.

2.4 B.2 ACT # 2

1. Armstrong "Cirrus Second Look III"#511 acoustical ceiling panels.

2.6 Metal Suspension System

A-1 Armstrong "Suprafine" 9/16 exposed grid system.

Warranty & LEED Report. XL

Shop Drawings

## Specification Section 095426 Linear Wood Ceilings

2. 1 Manufactures

3.B Rulon Company

2.2 Wood Veneer Ceiling Units

A "Panelized Linear"

## Specification Section 097713 Acoustical Panel Ceilings

2. 1 Manufactures

3.E Fabricmate

2.2 Materials

A "Recore" insulation board.

## Specification Section 095113 Wire attachments

1. Head First Products SDS # 3 Self drilling lag screws.

# SUPRAFINE® XL® / SUPRAFINE ML

## 9/16" Exposed Tee System

### Physical Data

**Material**
Hot dipped galvanized steel

**Surface Finish**
Baked polyester paint or anodized

**Face Dimension**
9/16"

**Profile**
Exposed tee

**Cross Tee/Main Beam Interface**
XL – Override
ML – Flush fit

**End Detail**
Main Beam: Staked-on clip
XL Cross Tee: Staked-on clip
ML Cross Tee: Integral hook

**Duty Classification**
Intermediate or Heavy-duty

**MAIN BEAM LOAD TEST DATA**

| MAIN BEAMS | LENGTH | WEB HEIGHT | ASTM CLASS | HANGER SPACING LBS./LF. (SIMPLE SPAN)** 4 | 5 |
|---|---|---|---|---|---|
| 7500 | 144 | 1-11/16" | Intermediate-duty | 12.75 | 5.74 |
| 7502 | 120 | 1-11/16" | Intermediate-duty | 12.75 | 5.74 |
| 7501 | 144 | 1-11/16" | Heavy-duty | 16.86 | 10.62 |
| 8500 | 144 | 1-11/16" | Intermediate-duty | 12.75 | 5.74 |
| 8501 | 144 | 1-11/16" | Heavy-duty | 16.86 | 10.62 |

**CROSS TEE LOAD TEST DATA**

| CROSS TEE | LENGTH | WEB HEIGHT | HANGER SPACING LBS./LF. (SIMPLE SPAN)** 4 | 5 |
|---|---|---|---|---|
| XL7510 | 12 | 1-11/16" | 51.8 | |
| XL7520 | 24 | 1-11/16" | 51.8 | |
| XL8520 | 24 | 1-11/16" | 58.5 | |
| XL7570 | 30 | 1-11/16" | 28.67 | |
| XL7540 | 48 | 1-11/16" | 10.34 | |
| XL7541 | 48 | 1-11/16" | 12.73 | |
| XL8540 | 48 | 1-11/16" | 12.73 | |
| XL7558 | 60 | 1-11/16" | - | 5.80 |
| XL7590 | 72 | 1-11/16" | 12.73 | |
| XL7580 | 96 | 1-11/16" | 12.73 | |
| ML7540 | 48 | 1-1/2" | 10.56 | |
| ML7520 | 24 | 1-1/2" | 34.0 | |

**SEISMIC PERFORMANCE**

| MAIN BEAMS | MINIMUM LBS. TO PULL OUT COMPRESSION/TENSION |
|---|---|
| 7500, 7501, 7502, 8500 | 335.0 |

| CROSS TEE | MINIMUM LBS. TO PULL OUT COMPRESSION/TENSION |
|---|---|
| XL7558, XL7540 XL7520, XL7510 XL8520, XL7570, XL7590, XL7580, XL8540, XL7541 | 352.0 |
| ML7540, ML7520 | 145.4 |

**ICC REPORTS**
For areas under ICC jurisdiction, see ICC evaluation report number 1308 for allowable values and/or conditions of use concerning the suspension system components listed on this page. The report is subject to reexamination, revisions and possible cancellation.

### Maximum Fixture Weight

**LIGHT FIXTURE**
**A. Main Beam to Main Beam**

Main Beam ↑
Hanger Wire (•)

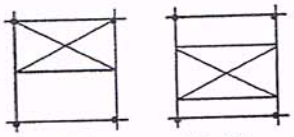

1. Fixture*
2. Planning Module
3. Hanger Spacing
4. Item 8500/7500/7502
   Item 7501

| | |
|---|---|
| 24" x 48" | 24" x 48" |
| 48" x 48" | 48" x 48" |
| 48" | 48" |
| 73.36 lbs. | 57.07 lbs. |
| 100 lbs. | 70.8 lbs. |

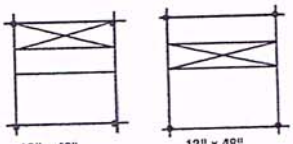

1. Fixture*
2. Planning Module
3. Hanger Spacing
4. Item 7500/7502
   Item 7501

| | |
|---|---|
| 12" x 48" | 12" x 48" |
| 48" x 48" | 48" x 48" |
| 48" | 48" |
| 68 lbs. | 44 lbs. |
| 85 lbs. | 61 lbs. |

Main beams tested as follows: 7500 tested at 12.7 lbs./lin. ft. to 1/360 of 4' span; 7501 tested at 16.86 lbs./lin. ft. to 1/360 of 4' span; 8500 tested at 13.3 lbs./lin. ft. to 1/360 of 4' span.

**LIGHT FIXTURE**
**B. Cross Tee to Cross Tee**

Main beams ↑
Hanger Wire (•)

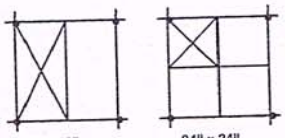

1. Fixture*
2. Planning Module
3. Hanger Spacing
4. Item XL7540
   Item XL7541
   Item ML7540

| | |
|---|---|
| 24" x 48" | 24" x 24" |
| 48" x 48" | 48" x 48" |
| 48" | 48" |
| 55 lbs. | 67 lbs. |
| 73 lbs. | 84 lbs. |
| 65.71 lbs. | 76.0 lbs. |

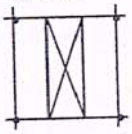

1. Fixture*
2. Planning Module
3. Hanger Spacing
4. Item ML7540
   Item XL7541

| |
|---|
| 24" x 48" |
| 48" x 48" |
| 48" |
| 46.0 lbs. |
| 52 lbs. |

48" cross tee tested at 10.34 lbs./lin. ft. to 1/360 of 4' span.

NOTE: The above data is based on 48" hanger wire spacing, board weight of 1 lb./sq. ft., maximum deflection of tees not to exceed 1/360 of the span, and suspension system installed in accordance with ASTM C636.

Fixture weight is based on single fixture only. For end-to-end fixtures or other configurations not shown, consult your Armstrong representative.

* Fixtures weighing more than 56 lbs. should be independently supported. Light fixture clips are required at all fixture locations.

** To derive maximum lbs/sf, divide the on-center spacing of the component into the lbs/lf given in the load test data table.

**COLOR SELECTION**

- [x] WH - White
- [ ] CR - Cream
- [ ] HA - Haze
- [ ] PL - Platinum
- [ ] BL - Tech Black
- [ ] SA - Silver Satin
- [ ] AR - Brass
- [ ] AM - Mirror
- [ ] MY - Gun Metal Grey
- [ ] SG - Silver Grey
- [ ] HDC - Hot Dipped Clear
- [ ] CM - Camel

NOTE: Color chips included with samples of Armstrong grid.
See your Armstrong representative for sample material.



All trademarks used herein are the property of AWI Licensing Company and /or its affiliates
© 2010 AWI Licensing Company • Printed in the United States of America

Armstrong

# CIRRUS® Second Look®

## Scored Tegular

fine texture

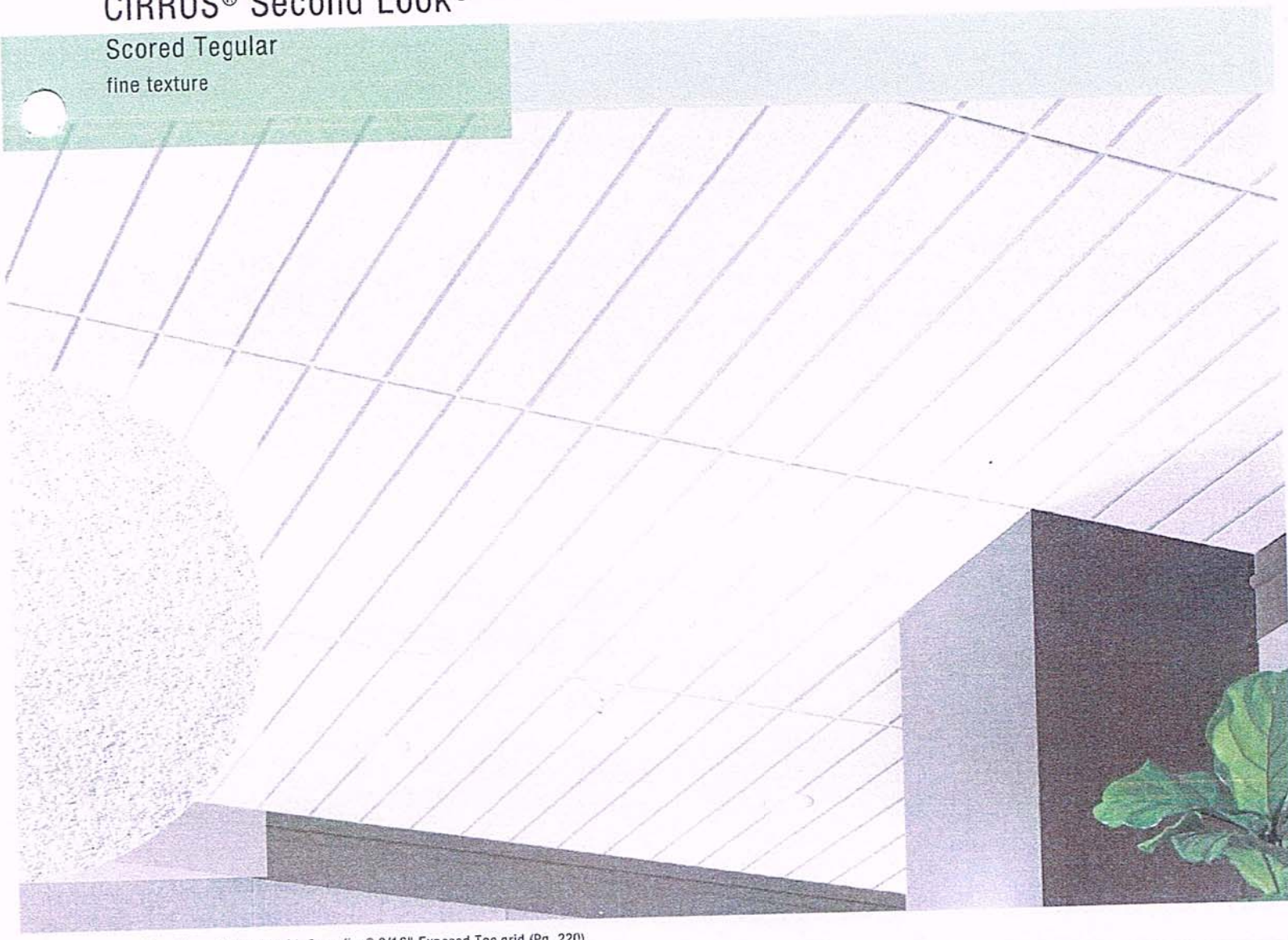

Cirrus Second Look III with Suprafine® 9/16" Exposed Tee grid (Pg. 220)

### Key Selection Attributes

- Refined Cirrus texture
- Excellent score line painting for a clean visual
- Excellent sound absorption
- 30-Year Limited System Warranty against mold/mildew and bacterial growth

### Typical Applications

- Offices
- Healthcare – assists in addressing HIPAA and FGI acoustical requirements
- Conference rooms
- Lobbies/reception areas
- Department stores/retail

### Face View Photos



Cirrus Second Look I – Scoring creates nominal 12" x 12" squares

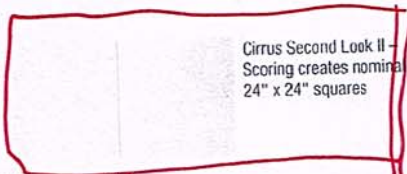

Cirrus Second Look II – Scoring creates nominal 24" x 24" squares



Cirrus Second Look III – Scoring creates nominal 6" linear plank

### Detail (Other Suspension Systems compatible. Refer to listing on page 146.)

Cirrus Second Look III

Cirrus Second Look III with Suprafine 9/16" Exposed Tee grid

### Color

White (WH)

AC-1

AC-2

# CIRRUS® Second Look®

## Scored Tegular

fine texture

Recycled Content: Up to 66%

armstrong.com/greengenie

LEED® Credits

| Energy | Waste Mgmt | Recycled Content | Local Materials | Renewable Materials | Daylight & Views |
|---|---|---|---|---|---|
| ✓ | ✓ | ✓ | ✓ | ✓ | ✓ |

Location Dependent

LEED for Schools

| Acoustics | Low Emitting or CHPS |
|---|---|
| | ✓ |

$$$$$

### Visual Selection

### Performance Selection Dots represent highest level of performance.

| Edge Profile | Grid Drawings Cat. pgs. 226-228 or armstrong.com/catdwg | Item No. | Dimensions | UL Classified Acoustics NRC | CAC | Fire Rating | Light Reflect | Sag Resist | Anti-Microbial | Durable | Recycle Program |
|---|---|---|---|---|---|---|---|---|---|---|---|
| **CIRRUS Second Look I** | | | | | | | | | | | |
| 15/16" Beveled Tegular | 11 | **512**<br>**512M** | 2' x 4' x 3/4"<br>600 x 1200 x 19mm | 0.65 • | 35 | Class A | 0.85 • | Standard | BioBlock+ • | Standard | Yes • |
| **CIRRUS Second Look II** | | | | | | | | | | | |
| 9/16" Beveled Tegular | 30 | **510**<br>**510M** | 2' x 4' x 3/4"<br>600 x 1200 x 19mm | 0.65 • | 35 | Class A | 0.85 • | Standard | • | Standard | • |
| 15/16" Beveled Tegular | 11 | **513**<br>**513M** | 2' x 4' x 3/4"<br>600 x 1200 x 19mm | 0.65 • | 35 | Class A | 0.85 • | Standard | • | Standard | • |
| **CIRRUS Second Look III** | | | | | | | | | | | |
| 9/16" Beveled Tegular | 30 | **511**<br>**511M** | 2' x 4' x 3/4"<br>600 x 1200 x 19mm | 0.65 • | 35 | Class A | 0.85 • | Standard | • | Standard | • |
| 15/16" Beveled Tegular | 11 | **514**<br>**514M** | 2' x 4' x 3/4"<br>600 x 1200 x 19mm | 0.65 • | 35 | Class A | 0.85 • | Standard | • | Standard | • |

CAC-1

CAC-1

### Suspension Systems

15/16" Prelude®

9/16" Suprafine®

### Physical Data

**Material**
Wet-formed mineral fiber

**Surface Finish**
Factory-applied latex paint

**Fire Performance**
ASTM E84 and CAN/ULC S102 surface burning characteristics. Flame Spread Index 25 or less. Smoke Developed Index 50 or less. (UL labeled)

**ASTM E1264 Classification**
Type III, Form 1, Pattern E I K
Fire Class A

**VOC/Formaldehyde Emissions**
Meets CA Dept. of Health Services Standard Practice for the testing of VOC Emissions and is listed on CHPS High Performance Products Database for Low-Emitting Materials.

**Anti Mold/Mildew & Bacteria**
BioBlock® Plus contains an anti-microbial treatment and provides guaranteed resistance against growth of mold/mildew and Gram-positive and Gram-negative odor/stain-causing bacteria for 30 years.

**Insulation Value**
R Factor – 1.9 (BTU units)
R Factor – 0.33 (Watts units)

**30-Year Performance Guarantee & Warranty Information**
Details in back of catalog or at armstrong.com/warranty

**Application Considerations**
Not recommended for rooms containing MRI equipment.

**Weight; Square Feet/Carton**
1.09 lbs/SF; 48 SF/ctn





LEED® is a registered trademark of the U.S. Green Building Council
All other trademarks used herein are the property of AWI Licensing Company and/or its affiliates
© 2011 AWI Licensing Company • Printed in the United States of America

# CIRRUS® Second Look®

## Scored Tegular

fine texture

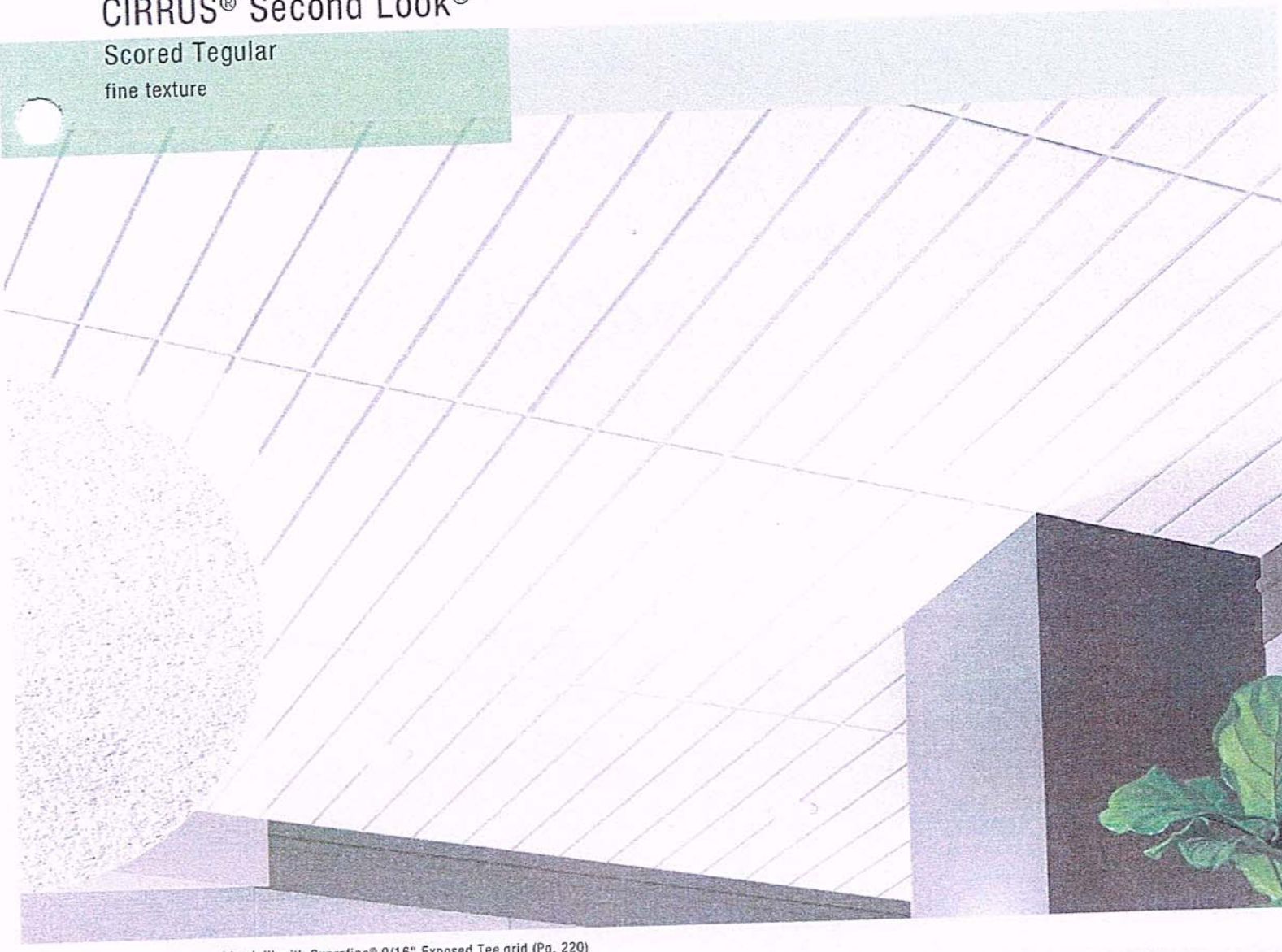

Cirrus Second Look III with Suprafine® 9/16" Exposed Tee grid (Pg. 220)

### Key Selection Attributes

- Refined Cirrus texture
- Excellent score line painting for a clean visual
- Excellent sound absorption
- 30-Year Limited System Warranty against mold/mildew and bacterial growth

### Typical Applications

- Offices
- Healthcare – assists in addressing HIPAA and FGI acoustical requirements
- Conference rooms
- Lobbies/reception areas
- Department stores/retail

### Face View Photos



Cirrus Second Look I – Scoring creates nominal 12" x 12" squares

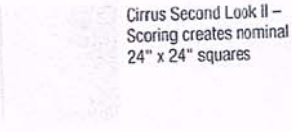

Cirrus Second Look II – Scoring creates nominal 24" x 24" squares



Cirrus Second Look III – Scoring creates nominal 6" linear plank

### Detail (Other Suspension Systems compatible. Refer to listing on page 146.)

Cirrus Second Look III

Cirrus Second Look III with Suprafine 9/16" Exposed Tee grid

### Color

White (WH)

# CIRRUS® Second Look®

## Scored Tegular

fine texture

Recycled Content: Up to 66%

armstrong.com/greengenie

LEED® Credits

| Energy | Waste Mgmt | Recycled Content | Local Materials | Renewable Materials | Daylight & Views |
|---|---|---|---|---|---|
| ✓ | ✓ | ✓ | ✓ | ✓ | ✓ |

Location Dependent

LEED for Schools

| Acoustics | Low Emitting or CHPS |
|---|---|
| | ✓ |

$$$$$

### Visual Selection

### Performance Selection

Dots represent highest level of performance.

| Edge Profile | Grid Drawings Cat. pgs. 226-228 or armstrong.com/catdwg | Item No. | Dimensions | UL Classified Acoustics NRC | CAC | Fire Rating | Light Reflect | Sag Resist | Anti-Microbial | Durable | Recycle Program |
|---|---|---|---|---|---|---|---|---|---|---|---|
| **CIRRUS Second Look I** | | | | | | | | | | | |
| 15/16" Beveled Tegular | 11 | **512**<br>**512M** | 2' x 4' x 3/4"<br>600 x 1200 x 19mm | 0.65 • | 35 | Class A | 0.85 • | Standard | BioBlock+ • | Standard | Yes • |
| **CIRRUS Second Look II** | | | | | | | | | | | |
| 9/16" Beveled Tegular | 30 | **510**<br>**510M** | 2' x 4' x 3/4"<br>600 x 1200 x 19mm | 0.65 • | 35 | Class A | 0.85 • | Standard | • | Standard | • |
| 15/16" Beveled Tegular | 11 | **513**<br>**513M** | 2' x 4' x 3/4"<br>600 x 1200 x 19mm | 0.65 • | 35 | Class A | 0.85 • | Standard | • | Standard | • |
| **CIRRUS Second Look III** | | | | | | | | | | | |
| 9/16" Beveled Tegular | 30 | **511**<br>**511M** | 2' x 4' x 3/4"<br>600 x 1200 x 19mm | 0.65 • | 35 | Class A | 0.85 • | Standard | • | Standard | • |
| 15/16" Beveled Tegular | 11 | **514**<br>**514M** | 2' x 4' x 3/4"<br>600 x 1200 x 19mm | 0.65 • | 35 | Class A | 0.85 • | Standard | • | Standard | • |

### Suspension Systems

15/16" Prelude®

9/16" Suprafine®

### Physical Data

**Material**
Wet-formed mineral fiber

**Surface Finish**
Factory-applied latex paint

**Fire Performance**
ASTM E84 and CAN/ULC S102 surface burning characteristics. Flame Spread Index 25 or less. Smoke Developed Index 50 or less. (UL labeled)

**ASTM E1264 Classification**
Type III, Form 1, Pattern E I K
Fire Class A

**VOC/Formaldehyde Emissions**
Meets CA Dept. of Health Services Standard Practice for the testing of VOC Emissions and is listed on CHPS High Performance Products Database for Low-Emitting Materials.

**Anti Mold/Mildew & Bacteria**
BioBlock® Plus contains an anti-microbial treatment and provides guaranteed resistance against growth of mold/mildew and Gram-positive and Gram-negative odor/stain-causing bacteria for 30 years.

**Insulation Value**
R Factor – 1.9 (BTU units)
R Factor – 0.33 (Watts units)

**30-Year Performance Guarantee & Warranty Information**
Details in back of catalog or at armstrong.com/warranty

**Application Considerations**
Not recommended for rooms containing MRI equipment.

**Weight; Square Feet/Carton**
1.09 lbs/SF; 48 SF/ctn





LEED® is a registered trademark of the U.S. Green Building Council
All other trademarks used herein are the property of AWI Licensing Company and/or its affiliates
© 2011 AWI Licensing Company • Printed in the United States of America

Project Information: Angeles National Forest Supervisors Office. | Arcadia, CA 91006

Approximate Installation Date: 12/12/2011

The following items are included in this custom LEED letter:

Ceiling(s)

Cirrus Second Look - 510, Beveled Tegular, 48 in. x 24 in. x 3/4 in.

Cirrus Second Look - 511, Beveled Tegular, 48 in. x 24 in. x 3/4 in.

Suspension System(s)

Suprafine XL 9/16" Exposed Tee - 7501, 12ft HD Main Beam, 144 in. x 9/16 in. x 1-11/16 in.

Please note: Product composition is subject to change according to plant and date of production and must be verified periodically. The most up-to-date information regarding recycled content can be found on the Armstrong website: www.armstrong.com/greengenie

Recycled content values for each product vary from time to time due to availablity, and are averaged over the production year of 2010.



Armstrong®

Project Information: Angeles National Forest Supervisors Office. | Arcadia, CA 91006

Approximate Installation Date: 12/12/2011

| Energy & Atmosphere | |
|---|---|
| **EA Credit 1 - Optimize Energy Performance<br>LEED NC - Energy and Atmosphere Credit 1.1 - Optimize Energy Performance<br>LEED CI - Energy and Atmosphere Credit 1.1** | |
| PRODUCT INFORMATION | LEED CONTRIBUTION |
| Ceiling(s): | |
| Cirrus Second Look - 510<br>Beveled Tegular<br>48 in. x 24 in. x 3/4 in. | This item contributes. The light reflectance of this ceiling in white is 0.85%. |
| Cirrus Second Look - 511<br>Beveled Tegular<br>48 in. x 24 in. x 3/4 in. | This item contributes. The light reflectance of this ceiling in white is 0.85%. |
| Note: LEED for new construction projects registered after June 26, 2007, are required to achieve at least two (2) points under EAc1. | |
| To aid in reducing lighting power density which lowers energy and maintenance costs, Armstrong High Light Reflectance ceilings and systems provide the same level of illuminance with fewer luminaries. This will assist in reducing lighting and HVAC energy costs up to 25% in new or existing building structures where a High Light Reflectance ceiling is installed along with indirect lighting. Also steps to reduce the number of fixtures and reduce the wattage of lamps should be taken. The number of LEED credits awarded for such improvements are different for new and existing building structures. | |

| Material & Resources | |
|---|---|
| **MR Credit 2.1, 2.2 - Construction Waste Management<br>Divert 50% & 75% from disposal** | |
| PRODUCT INFORMATION | LEED CONTRIBUTION |
| Ceiling(s): | |
| Cirrus Second Look - 510<br>Beveled Tegular<br>48 in. x 24 in. x 3/4 in. | This item is recyclable and can contribute 10,500 SF towards a future MR2 credit when removed and returned. Item weight (lbs/SF) = 1.09 |
| Armstrong is the first ceiling manufacturer with a closed-loop recycling program which redirects recovered ceilings back to the manufacturing process. Please contact your Armstrong representative or our Recycling Center at 1-877-276-7876 (Option 1, 8) for more details on how this program can help you meet this requirement. More details and a recycling specification to include in your waste management plan can be found at www.armstrong.com/ceilings/recycling. Ceilings must be combined with other items to achieve this credit. | |

**CEILING & WALL** SYSTEMS

[ Between us, ideas become reality. ]®

Project Information: Angeles National Forest Supervisors Office. | Arcadia, CA 91006

Approximate Installation Date: 12/12/2011

| Material & Resources | |
|---|---|
| **MR Credit 2.1, 2.2 - Construction Waste Management Divert 50% & 75% from disposal** | |
| PRODUCT INFORMATION | LEED CONTRIBUTION |
| Cirrus Second Look - 511<br>Beveled Tegular<br>48 in. x 24 in. x 3/4 in. | This item is recyclable and can contribute 5,000 SF towards a future MR2 credit when removed and returned. Item weight (lbs/SF) = 1.09 |
| Suspension System(s): | |
| Suprafine XL 9/16" Exposed Tee - 7501<br>12ft HD Main Beam<br>144 in. x 9/16 in. x 1-11/16 in. | This item can contribute 18,251 LF towards the construction waste recycled on this project. |
| Armstrong is the first ceiling manufacturer with a closed-loop recycling program which redirects recovered ceilings back to the manufacturing process. Please contact your Armstrong representative or our Recycling Center at 1-877-276-7876 (Option 1, 8) for more details on how this program can help you meet this requirement. More details and a recycling specification to include in your waste management plan can be found at www.armstrong.com/ceilings/recycling. Ceilings must be combined with other items to achieve this credit. | |

| Material & Resources | |
|---|---|
| **MR Credit 4.1, 4.2 - Recycled Content** | |
| PRODUCT INFORMATION | LEED CONTRIBUTION |
| Ceiling(s): | |
| Cirrus Second Look - 510<br>Beveled Tegular<br>48 in. x 24 in. x 3/4 in. | Total Material Cost: $17,000<br><br>Recycled Content:<br>Pre-consumer: 56% $4,760 (50% of $9,520)<br>Post-consumer: 2% $340<br>LEED Recycled Content Value: $5,100 |
| Armstrong products must be aggregated with all other recycled content materials in order to achieve this credit. Innovation credits are available for higher levels of recycled content used on LEED projects.<br>Recycled content values for each product vary from time to time due to availablity, and are averaged over the production year of 2010.Higher recycled content values may be reported and delivered due to our continuous improvement of our products. | |

Project Information: Angeles National Forest Supervisors Office. | Arcadia, CA 91006

Approximate Installation Date: 12/12/2011

| Material & Resources | |
|---|---|
| **MR Credit 4.1, 4.2 - Recycled Content** | |
| PRODUCT INFORMATION | LEED CONTRIBUTION |
| Cirrus Second Look - 511<br>Beveled Tegular<br>48 in. x 24 in. x 3/4 in. | Total Material Cost: $8,000<br><br>Recycled Content:<br>Pre-consumer: 56% $2,240 (50% of $4,480)<br>Post-consumer: 2% $160<br>LEED Recycled Content Value: $2,400 |
| Suspension System(s): | |
| Suprafine XL 9/16" Exposed Tee - 7501<br>12ft HD Main Beam<br>144 in. x 9/16 in. x 1-11/16 in. | Total Material Cost: $18,000<br><br>Recycled Content:<br>Pre-consumer: 7% $630 (50% of $1,260)<br>Post-consumer: 23% $4,140<br>LEED Recycled Content Value: $4,770 |
| Armstrong products must be aggregated with all other recycled content materials in order to achieve this credit. Innovation credits are available for higher levels of recycled content used on LEED projects.<br>Recycled content values for each product vary from time to time due to availablity, and are averaged over the production year of 2010.Higher recycled content values may be reported and delivered due to our continuous improvement of our products. | |

| Material & Resources | |
|---|---|
| **MR Credit 5.1, 5.2 - Regional Materials<br>LEED NC - 10% Extracted, Processed & Manufactured Regionally<br>LEED CI - 20% Manufactured Regionally** | |
| PRODUCT INFORMATION | LEED CONTRIBUTION |
| Ceiling(s): | |
| Cirrus Second Look - 510<br>Beveled Tegular<br>48 in. x 24 in. x 3/4 in. | This item is not manufactured within 500 miles from the project postal code. It does not qualify for the Regional Materials Credit. |
| Cirrus Second Look - 511<br>Beveled Tegular<br>48 in. x 24 in. x 3/4 in. | This item is not manufactured within 500 miles from the project postal code. It does not qualify for the Regional Materials Credit. |
| Suspension System(s): | |

Project Information: Angeles National Forest Supervisors Office. | Arcadia, CA 91006

Approximate Installation Date: 12/12/2011

| Material & Resources | |
|---|---|
| MR Credit 5.1, 5.2 - Regional Materials<br>LEED NC - 10% Extracted, Processed & Manufactured Regionally<br>LEED CI - 20% Manufactured Regionally | |
| PRODUCT INFORMATION | LEED CONTRIBUTION |
| Suprafine XL 9/16" Exposed Tee - 7501<br>12ft HD Main Beam<br>144 in. x 9/16 in. x 1-11/16 in. | This ceiling is manufactured in Las Vegas, NV, 218 miles from the project postal code. It may qualify for the Regional Materials Credit. This item does not contribute towards the extraction portion of the credit. |

| Material & Resources | |
|---|---|
| MR Credit 6.0 - Rapidly Renewable Materials<br>LEED NC - 2.5% of total $ value of materials<br>LEED CI - 5% of total $ value of materials | |
| PRODUCT INFORMATION | LEED CONTRIBUTION |
| Ceiling(s): | |
| Cirrus Second Look - 510<br>Beveled Tegular<br>48 in. x 24 in. x 3/4 in. | Total Material Cost: $17,000<br>Rapidly Renewable Content ($): $1,360<br>Rapidly Renewable Content (%): 8% |
| Cirrus Second Look - 511<br>Beveled Tegular<br>48 in. x 24 in. x 3/4 in. | Total Material Cost: $8,000<br>Rapidly Renewable Content ($): $640<br>Rapidly Renewable Content (%): 8% |
| Mineral fiber panels contain cornstarch binders, biobased alternatives to petroleum based binders. | |

Project Information: Angeles National Forest Supervisors Office. | Arcadia, CA 91006

Approximate Installation Date: 12/12/2011

| Indoor Environmental Quality | |
|---|---|
| **EQ Credit 4.1 to 4.6 - Low-Emitting Materials** | |
| **PRODUCT INFORMATION** | **LEED CONTRIBUTION** |
| Ceiling(s): | |
| Cirrus Second Look - 510<br>Beveled Tegular<br>48 in. x 24 in. x 3/4 in. | Credits 4.1-4.5 pertain to adhesives & sealants, paints, flooring, composite wood and flooring. In the current LEED rating systems there is not a low emitting materials credit for the ceiling category. A possible Innovation in Design credit could be pursued for exemplary performance in this credit for the ceilings category. Refer to LEED for Schools EQc4.6 as an example. |
| Cirrus Second Look - 511<br>Beveled Tegular<br>48 in. x 24 in. x 3/4 in. | Credits 4.1-4.5 pertain to adhesives & sealants, paints, flooring, composite wood and flooring. In the current LEED rating systems there is not a low emitting materials credit for the ceiling category. A possible Innovation in Design credit could be pursued for exemplary performance in this credit for the ceilings category. Refer to LEED for Schools EQc4.6 as an example. |
| Mineral Fiber Ceilings, Walls and Suspension Systems do not fit in any of the product categories designated in these credits. Please note, however, that many of our products do meet the State of Washington, and California Section 01350 requirements for low emissions. For additional information, refer to "The Basics of Formaldehyde & Interior Spaces" CS-3550. Low emitting products can be used as a possible innovation credit.<br><br>Many Armstrong ceiling and wall systems meet the low emitting material requirement. They comply with the testing practices of the CA. Dept of Health Services Standard Practice for the testing of VOC emissions (CDPH Standard), and are listed on the CHPS High Performance Products Database for Low-Emitting Materials. | |

Project Information: Angeles National Forest Supervisors Office. | Arcadia, CA 91006

Approximate Installation Date: 12/12/2011

| Indoor Environmental Quality | |
|---|---|
| **EQ Credit 8.1, 8.2 - Daylight and Views** | |
| **PRODUCT INFORMATION** | **LEED CONTRIBUTION** |
| Ceiling(s): | |
| Cirrus Second Look - 510<br>Beveled Tegular<br>48 in. x 24 in. x 3/4 in. | This ceiling in white contributes. The light reflectance of this ceiling in white is 0.85%. |
| Cirrus Second Look - 511<br>Beveled Tegular<br>48 in. x 24 in. x 3/4 in. | This ceiling in white contributes. The light reflectance of this ceiling in white is 0.85%. |
| Armstrong Hi-LR ceilings can aid in extending daylighting into the space. A typical acoustical ceiling reflects just 75% of the light striking the surface, while a high light reflectance ceiling is engineered to reflect up to 90% of the light striking the surface. Recent independent studies have shown a 10-15% daylighting effectiveness increase. A separate study concluded that a Hi-LR ceiling could achieve the LEED credit with up to 12% less glazing than with a standard ceiling with a light reflection of 75%. Factor Hi-LR ceilings into your daylight simulation model. | |

CEILING | SYSTEMS

Between us, ideas become reality™

Effective August 2011

# CIRRUS® Standard Ceiling Panel Ten (10) Year Limited Warranty

Please read the following terms carefully, as they are affected by the installation conditions. Armstrong does not assume nor does it authorize any person to assume or extend on its behalf any other warranty obligation or liability. This express warranty constitutes the entire obligation of Armstrong World Industries, Inc., and there are no other warranties expressed or implied, including any warranty of merchantability or fitness for any purpose whatsoever.

**Standard Sag Resistance Products:**

CIRRUS®, CIRRUS Open Plan™, CIRRUS Profiles™, CIRRUS Second Look®, CIRRUS Themes™ (Applies only to products designated standard sag resistance in this product catalog.)

Armstrong CIRRUS Commercial Ceiling products with "standard" sag resistance (listed above) are warranted to be free from defects in materials or factory workmanship, or sagging and warping as a result thereof, for ten (10) years from the date of installation (except for obvious defects in materials or factory workmanship, of which Armstrong must be notified within 30 days of the date of installation).

CIRRUS Commercial Ceiling panels with BioBlock® Plus protection are warranted to be free from the growth of mold, mildew, and Gram-positive and Gram-negative odor and stain-causing bacteria for ten (10) years from the date of installation. Ceiling panels treated with BioBlock Plus on the painted surface contain a mold-inhibiting agent that provides broad-spectrum control for the growth of mold and mildew over the warranty period. These ceiling panels also resist the growth of Gram-positive and Gram-negative odor and stain-causing bacteria.

**This limited warranty is subject to further conditions listed below.**

All Armstrong limited warranties are subject to use under normal conditions. Abnormal Conditions include exposure to chemical fumes, vibrations, moisture from conditions such as building leaks or condensation, excessive humidity, or excessive dirt or dust buildup.

**What will Armstrong do?**

Subject to confirmation by Armstrong of such product failure, Armstrong will deliver, at Armstrong's expense, F.O.B., to the place of installation, new product, of the same or similar type and grade, in an amount equal to that which is determined to be defective.

**What does this warranty not cover?**

Damage which may occur from vibrations, fire, water, freezing temperature, accident or any form of abuse, or exposure to Abnormal Conditions is not covered by this warranty. If subject to Abnormal Conditions, the product should be removed immediately and replaced once the conditions of installation are normal. (These systems cannot be used in exterior applications, where standing water is present, or where moisture will come in direct contact with the ceiling.)

The ceiling product must not be used to support any other material except fiberglass thermal/sound control insulation installed in the thickness, density, and manner according to Armstrong specifications.

THIS EXPRESS WARRANTY CONSTITUTES THE ENTIRE OBLIGATION OF ARMSTRONG AND THERE ARE NO OTHER WARRANTIES EXPRESS OR IMPLIED, INCLUDING ANY WARRANTY OF MERCHANTABILITY OR FITNESS FOR ANY PURPOSE WHATSOEVER. LIABILITY IS LIMITED TO THAT SET FORTH BELOW AND ARMSTRONG SHALL IN NO EVENT BE LIABLE FOR ANY INSTALLATION OR REMOVAL COST OR FOR INCIDENTAL OR CONSEQUENTIAL DAMAGES OR PERSONAL INJURY.

**Warranty Conditions**

All ceiling products must be installed and maintained in accordance with Armstrong written installation instructions for that product in effect at the time of installation and best industry practice. Prior to installation, the ceiling product must be kept clean and dry in an environment that is between 32° F (0°C) and 86° F (30°C) and not subject to Abnormal Conditions.

Installation of the products shall be carried out where the temperature is between 32° F (0° C) and 86° F (30° C). It is necessary for the area to be enclosed and for HVAC systems to be functioning and in continuous operation. All wet work (plastering, concrete, etc.) must be complete and dry.

The ceilings must be maintained to avoid excessive dirt or dust buildup that would provide a medium for microbial growth on ceiling panels. Microbial protection does not extend beyond the treated surface as received from the factory, and does not protect other materials that contact the treated surface such as supported insulation materials.

**How do you get service?**

You must notify Armstrong of any product failure covered by this warranty within 30 days of first observation of failure by writing to the following address: Armstrong World Industries, Inc., P.O. Box 3001, Lancaster, PA 17604, or call us at 1 877 ARMSTRONG. Reference to Armstrong in this section shall mean, Armstrong World Industries, Inc., P.O. Box 3001, Lancaster, PA 17604

**How does state law apply?**

This warranty gives you specific legal rights and you may also have other rights, which vary from state to state. Some jurisdictions do not allow exclusion or limitation of incidental or consequential damages or limitations on how long an implied warranty lasts, so the limitation or exclusion herein may not apply to you.

Law Enforcement Offices: prior request for access will need to be granted before any ceiling tile

Install Armstrong Suprafine 9/16 grid system with Armstrong Cirrus second look II # 510 acoustical panels

Install Armstrong Suprafine 9/16 grid system with Armstrong Cirrus second look III # 511 acoustical panels

Install Rulon Panalized Linear Wood ceilings

Install Fabricmate Recore acoustical panels

Areas Needing Acoustic Ceiling Tiles Replacement

SUPERVISOR'S OFFICE
GROUND FLOOR
REFLECTED CEILING
PLAN

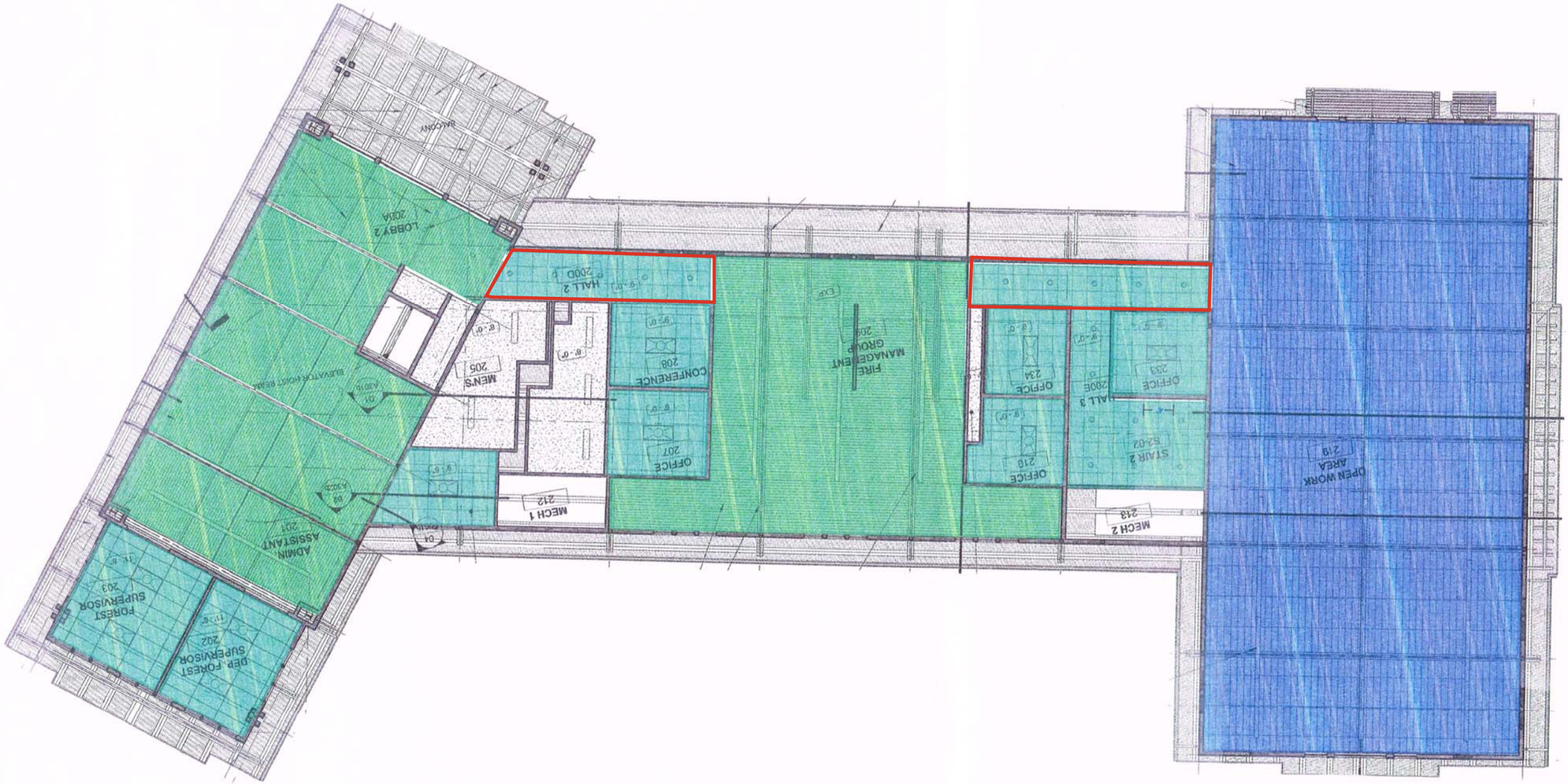


SUPERVISOR'S OFFICE
BUILDING SECOND
FLOOR REFLECTED
CEILING PLAN

# Redwood

## Lumber Patterns No. 17

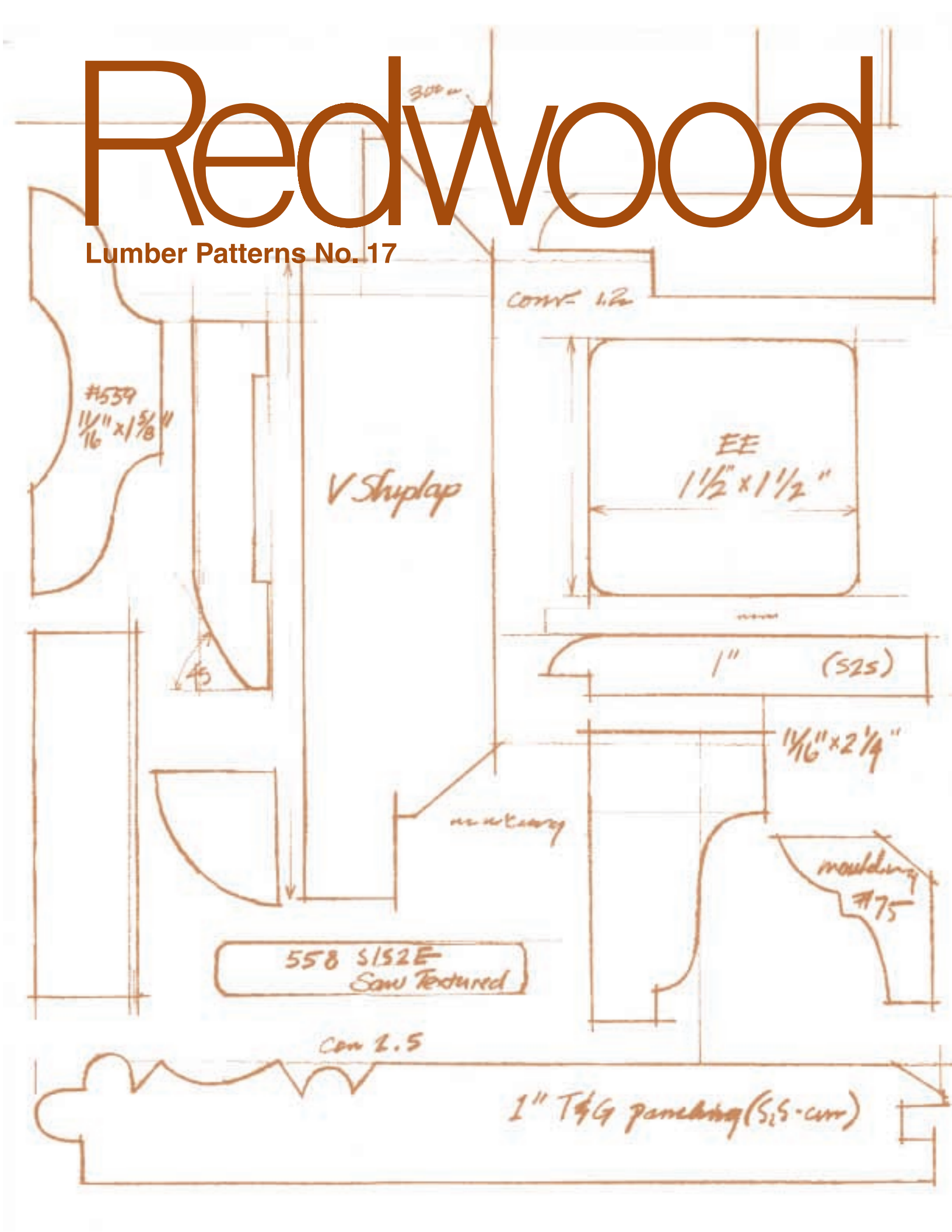

**CONTRACTOR TO VERIFY THAT THE INFORMATION PROVIDED BELOW WILL MATCH EXISTING CEILING TILES INSTALLED AT THE ANF SUPERVISOR'S OFFICE. FILE WAS PROVIDED AS A REFERENCE, WHICH WAS FOUND IN THE PREVIOUS CONSTRUCTION CONTRACT OF THE SUPERVISOR'S OFFICE. **

# Redwood Lumber Patterns No. 17


3 REDWOOD GRADEMARKS
3 PATTERNS PROFILED IN THIS BOOK
3 SURFACE TEXTURE
3 GRAIN
3 CONVERSION FACTORS
3 FURTHER INFORMATION
4 S4S DRY DIMENSIONS
4 S4S GREEN DIMENSIONS
4 DESCRIPTION OF ABBREVIATIONS
5-9 TABLE OF CONTENTS

*Redwood Patterns*

10-12 TONGUE AND GROOVE
13 NAILING TONGUE & GROOVE PATTERNS
14-15 SHIPLAP
16 NAILING SHIPLAP PATTERNS
17-19 BEVEL
20 NAILING BEVEL PATTERNS
21 DECKING
22 PLOWED FASCIA
23 FENCING
24 MOULDING
25-26 INDEX



California Redwood Association

405 Enfrente Drive, Suite 200
Novato, California 94949-7201
Telephone 415 382-0662
Toll Free 888 Cal-Redwood
Fax 415 382-8531
www.calredwood.org


**Redwood—our renewable resource**

*CRA Member Companies*
*and General Redwood Sales Offices*

Listed on this page are the member mills of the California Redwood Association. Individually, each member has earned a distinguished reputation for excellence in the production of redwood lumber products. Combined under the CRA hallmark, they continuously seek improvements in the processing and utilization of redwood. Thus, the CRA signature on redwood lumber assures that it has been manufactured to the highest quality standards.

**Britt Lumber Company, Inc.**
P.O. Box 248
Arcata, California 95518-0248
Phone 707 822-1779
FAX 707 822-5645

**Redwood Fencing Experts**
P.O. Box 1134
Arcata, CA 95518-1134
Phone 707 822-4384
FAX 707 822-2195

**Mendocino Forest Products Company, LLC**
420 Aviation Blvd. #103
Santa Rosa, CA 95403
Phone 707 576-8240
Fax 707 576-8259
www.mrc.com

P.O. Box 565
Scotia, California 95565-0565
Phone 707 764-8888
FAX 707 764-4444
www.palco.com

**Schmidbauer Lumber Company**
P.O. Box 152
Eureka, California 95502-0152
Phone 707 443-7024
FAX 707 443-2356

**Simpson Timber Company**
P.O. Box 1089
Arcata, California 95518-1089
Phone 800-637-7077
FAX 707 268-3089
www.simpsoncalifornia.com



## REDWOOD GRADEMARKS

Redwood grades and patterns are established by the Redwood Inspection Service which is the official redwood grading agency accredited by the American Lumber Standard Committee, Inc., Board of Review. Grade rules are published in the *Standard Specifications for Grades of California Redwood Lumber.*

Properly grademarked lumber will bear the RIS mark or that of another accredited inspection bureau. The CRA trademark is on products of the member mills of the California Redwood Association only and is an additional assurance of quality.

Standard grademarks include the grade designation and the symbol of an authorized grading agency. They shall also identify the manufacturer and the moisture content at the time of manufacture. Grademarks may appear on the face, edge or end of a piece.

Lumber that has been kiln dried according to accepted standards includes the words “Certified Kiln Dried” or the initials “CKD” in the grademark.

In some cases, an RIS Certificate of Inspection may be used to identify the lumber grade. Certificates of Inspection include all the pertinent information described above as well as the name of the producer and the inspector.

## PATTERNS PROFILED IN THIS BOOK

Illustrated on the following pages are the pattern profiles of worked redwood lumber produced by the members of the California Redwood Association. These profiles and dimensions have been established to simplify the specifying and ordering of pattern lumber.

All patterns shown are pictured as they are usually run through the matcher as viewed from the head of the machine looking toward the outfeed end.

## SURFACE TEXTURE

Pattern lumber—lumber shaped to a pattern or moulded form—is supplied surfaced (smooth planed) or saw-textured. Many products are produced surfaced one side and saw-textured one side. This surface is derived from resawing at the planer mill and is not to be confused with the surface of rough lumber (the initial product manufactured at the headrig in a sawmill).

Saw-textured surfaces are preferable for many applications because they hold finishes better and show blemishes less.

## GRAIN

Redwood sidings are sold as vertical grain (VG), flat grain (FG) or mixed grain (MG). The annual growth rings in vertical grain lumber form an angle of 45 degrees or more with the surface of the piece. All lumber not meeting this requirement is known as flat grain.

Vertical grain lumber has superior performance qualities in the areas of dimensional stability and finish-holding characteristics.

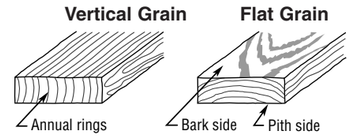


## CONVERSION FACTORS

Conversion factors for siding, paneling, decking and fencing patterns are based on surface measure and must be doubled to calculate board measure for 2-inch lumber patterns. To estimate surface measure, multiply the area to be covered (in square feet) by the conversion factor. This factor allows for width lost in dressing or lapping. Add three to five percent for end cutting and matching on the job.

## FURTHER INFORMATION

The California Redwood Association publishes a wide variety of publications relating to redwood products. Contact the Association for product, technical and promotional information or go to www.calredwood.org to view and download literature that is of interest to you.

Grade rules for redwood:
Standard Specifications for Grades of
California Redwood Lumber

Specifying redwood:
Redwood Grades & Uses
Redwood Architectural Guide
Redwood Landscape Architecture

Applying redwood:
Redwood CKD Siding Patterns and Applications
Redwood Deck Construction

Finishing redwood:
Redwood Exterior Finishes
Redwood Interior Finishes
Painting Redwood Siding: Guidelines to Extending
Maintenance Cycles

## S4S DRY DIMENSIONS (INCHES)

| Nominal | Dressed[1] | Nominal | Dressed | Nominal | Dressed |
|---|---|---|---|---|---|
| 1x2 | 11/16 x 1 1/2* | 1 1/4 x 2 | 1x1 1/2* | 2x2 | 1 1/2 x 1 1/2* |
| 1x3 | 11/16 x 2 1/2** | 1 1/4 x 3 | 1x2 1/2** | 2x3 | 1 1/2 x 2 1/2** |
| 1x4 | 11/16 x 3 1/2 | 1 1/4 x 4 | 1x3 1/2 | 2x4 | 1 1/2 x 3 1/2 |
| 1x6 | 11/16 x 5 1/2 | 1 1/4 x 6 | 1x5 1/2 | 2x6 | 1 1/2 x 5 1/2 |
| 1x8 | 11/16 x 7 1/4 | 1 1/4 x 8 | 1x7 1/4 | 2x8 | 1 1/2 x 7 1/4 |
| 1x10 | 11/16 x 9 1/4 | 1 1/4 x 10 | 1x9 1/4 | 2x10 | 1 1/2 x 9 1/4 |
| 1x12 | 11/16 x 11 1/4 | 1 1/4 x 12 | 1x11 1/4 | 2x12 | 1 1/2 x 11 1/4 |

*Also available surfaced at 1 5/8 inch net.
**Also available surfaced at 2 5/8 inch net.

MOST SIZES AVAILABLE S1S2E SAW-TEXTURED ONE SIDE[2]

## S4S GREEN DIMENSIONS (INCHES)

| Nominal | Dressed[1] | Nominal | Dressed | Nominal | Dressed |
|---|---|---|---|---|---|
| 1x2 | 25/32 x 1 9/16 | 1 1/4 x 2 | 1 1/32 x 1 9/16 | 2x2 | 1 9/16 x 1 9/16 |
| 1x3 | 25/32 x 2 9/16 | 1 1/4 x 3 | 1 1/32 x 2 9/16 | 2x3 | 1 9/16 x 2 9/16 |
| 1x4 | 25/32 x 3 9/16 | 1 1/4 x 4 | 1 1/32 x 3 9/16 | 2x4 | 1 9/16 x 3 9/16 |
| 1x6 | 25/32 x 5 9/16 | 1 1/4 x 6 | 1 1/32 x 5 9/16 | 2x6 | 1 9/16 x 5 9/16 |
| 1x8 | 25/32 x 7 3/8 | 1 1/4 x 8 | 1 1/32 x 7 3/8 | 2x8 | 1 9/16 x 7 3/8 |
| 1x10 | 25/32 x 9 3/8 | 1 1/4 x 10 | 1 1/32 x 9 3/8 | 2x10 | 1 9/16 x 9 3/8 |
| 1x12 | 25/32 x 11 3/8 | 1 1/4 x 12 | 1 1/32 x 11 3/8 | 2x12 | 1 9/16 x 11 3/8 |

MOST SIZES AVAILABLE S1S2E SAW-TEXTURED ONE SIDE[2]

[1] Boards less than the minimum thickness for nominal 1 inch but 5/8 inch or greater thickness dry (11/16 inch green) shall be regarded as American Softwood Lumber Standard (ALS) lumber, but such boards shall be marked to show the size and condition of seasoning at the time of dressing. They shall also be distinguished from nominal 1-inch boards on invoices and certificates.

[2] Variation resulting from resawing surfaced redwood lumber may be plus or minus 1/32 inch.

**DESCRIPTION OF ABBREVIATIONS**

T&G = TONGUE & GROOVE.
S1S = SURFACED ONE SIDE.
S1S2E = SURFACED ONE SIDE TWO EDGES.
S2S = SURFACED TWO SIDES.
S4S = SURFACED FOUR SIDES.
EE = EASED EDGE (ROUNDED).
CM = CENTER MATCHED (TONGUE & GROOVE ARE EQUAL DISTANCE FROM BOTH SIDES).
V1S = VEE EDGES—ONE SIDE.
V2S = VEE EDGES—BOTH SIDES.
V&CV = VEE EDGES—AND CENTER VEE.
R = REVERSIBLE PATTERN (S1S-Saw-Textured 1S).
SAW-TEXTURED (SEE SURFACE TEXTURE—PAGE 3).

NOTE: LUMBER LESS THAN 2 INCHES THICK IS NORMALLY ROUNDED AS NEAR AS POSSIBLE TO A 1/16-INCH RADIUS, 2-INCH LUMBER TO A 1/8-INCH RADIUS. S4S LUMBER MAY BE RUN EASED EDGE OR SQUARE EDGE AT MILL OPTION UNLESS OTHERWISE SPECIFIED.



# REDWOOD TONGUE AND GROOVE PATTERNS


| PATTERN NUMBER | DESCRIPTION | | PAGE |
|---|---|---|---|
| 16 | 1x6 | T&G Paneling (S2S-CM) | 10 |
| 17 | 1x8 | T&G Paneling (S2S-CM) | 10 |
| 18 | 1x10 | T&G Paneling (S2S-CM) | 10 |
| 204 | 5/8 x 4 | T&G (V1S-S2S) 3/32"V | 10 |
| 205 | 5/8 x 6 | T&G (V1S-S2S) 3/32"V | 10 |
| 206 | 5/8 x 8 | T&G (V1S-S2S) 3/32"V | 10 |
| 606 | 1x6 | T&G Drop Siding (S2S) | 10 |
| 616 | 1x6 | T&G V&CV (S2S) 1/4"V | 10 |
| 617 | 1x8 | T&G V&CV (S2S) 1/4"V | 10 |
| 632 | 1x4 | T&G (S2S-CM) | 11 |
| 632EE | 1x4 | T&G EE (S2S-CM) | 11 |
| 633 | 1x6 | T&G (S2S-CM) | 11 |
| 633EE | 1x6 | T&G EE (S2S-CM) | 11 |
| 634 | 1x8 | T&G (S2S-CM) | 11 |
| 634EE | 1x8 | T&G EE (S2S-CM) | 11 |
| 707 | 1x4 | T&G (V1S-S2S) 3/32"V | 11 |
| 707R | 1x4 | T&G (V2S-S1S-Saw-textured 1S) 3/32"V | 11 |
| 708 | 1x6 | T&G (V1S-S2S) 3/32"V | 11 |
| 708R | 1x6 | T&G (V2S-S1S-Saw-textured 1S) 3/32"V | 11 |
| 709 | 1x4 | T&G (V1S-S2S) 1/4"V | 12 |
| 709R | 1x4 | T&G (V2S-S1S-Saw-textured 1S) 1/4"V | 12 |
| 711 | 1x6 | T&G (V1S-S2S) 1/4"V | 12 |
| 711R | 1x6 | T&G (V2S-S1S-Saw-textured 1S) 1/4"V | 12 |
| 712 | 1x8 | T&G (V1S-S2S) 1/4"V | 12 |
| 712R | 1x8 | T&G (V2S-S1S-Saw-textured 1S) 1/4"V | 12 |
| 713 | 1x10 | T&G (V1S-S2S) 1/4"V | 12 |
| 713R | 1x10 | T&G (V2S-S1S-Saw-textured 1S) 1/4"V | 12 |
| 715 | 1x8 | T&G (V1S-S2S) 3/32"V | 11 |
| 715R | 1x8 | T&G (V2S-S1S-Saw-textured 1S) 3/32"V | 11 |
| 716 | 1x10 | T&G (V1S-S2S) 3/32"V | 11 |
| 716R | 1x10 | T&G (V2S-S1S-Saw-textured 1S) 3/32"V | 11 |
| 726R | 1x6 | T&G (V2S-S1S-Saw-textured 1S) 1/8"V | 12 |
| 727R | 1x8 | T&G (V2S-S1S-Saw-textured 1S) 1/8"V | 12 |
| 728R | 1x10 | T&G (V2S-S1S-Saw-textured 1S) 1/8"V | 12 |
| 732R | 1x4 | T&G (V2S-S1S-Saw-textured 1S) 1/4"V | 12 |
| 733R | 1x6 | T&G (V2S-S1S-Saw-textured 1S) 1/4"V | 12 |
| 734R | 1x8 | T&G (V2S-S1S-Saw-textured 1S) 1/4"V | 12 |

# REDWOOD SHIPLAP PATTERNS


| PATTERN NUMBER | | DESCRIPTION | PAGE |
|---|---|---|---|
| 761 | 1x6 | Shiplap (S2S) | 14 |
| 762 | 1x8 | Shiplap (S2S) | 14 |
| 763 | 1x10 | Shiplap (S2S) | 14 |
| 770 | 1x6 | Cove Shiplap (S2S) | 14 |
| 771 | 1x8 | Cove Shiplap (S2S) | 14 |
| 772 | 1x10 | Cove Shiplap (S2S) | 14 |
| 773 | 1x10 | Channel Shiplap (S2S) Beveled Channel | 14 |
| 774 | 1x6 | Channel Shiplap (S2S) Square Channel | 14 |
| 775 | 1x8 | Channel Shiplap (S2S) Square Channel | 14 |
| 776 | 1x10 | Channel Shiplap (S2S) Square Channel | 14 |
| 784R | 1x6 | Channel V&CV Shiplap (S1S-Saw-textured 1S) ¼"V | 15 |
| 785R | 1x8 | Channel V&CV Shiplap (S1S-Saw-textured 1S) ¼"V | 15 |
| 786R | 1x10 | Channel V&CV Shiplap (S1S-Saw-textured 1S) ¼"V | 15 |
| 793 | 1x6 | V Shiplap (S2S) ¼"V | 15 |
| 793R | 1x6 | V Shiplap (V2S-S1S-Saw-textured 1S) ¼"V | 15 |
| 794 | 1x8 | V Shiplap (S2S) ¼"V | 15 |
| 794R | 1x8 | V Shiplap (V2S-S1S-Saw-textured 1S) ¼"V | 15 |
| 795 | 1x10 | V Shiplap (S2S) ¼"V | 15 |
| 795R | 1x10 | V Shiplap (V2S-S1S-Saw-textured 1S) ¼"V | 15 |
| 810 | 1x6 | Boston Shiplap (S2S) | 15 |
| 811 | 1x8 | Boston Shiplap (S2S) | 15 |
| 812 | 1x10 | Boston Shiplap (S2S) | 15 |




# REDWOOD BEVEL PATTERNS


| PATTERN NUMBER | | DESCRIPTION | PAGE |
|---|---|---|---|
| 320R | ½x4 | Plain Saw-textured Bevel Siding (S1S2E) | 17 |
| 321R | ½x5 | Plain Saw-textured Bevel Siding (S1S2E) | 17 |
| 322R | ½x6 | Plain Saw-textured Bevel Siding (S1S2E) | 17 |
| 323R | ½x8 | Plain Saw-textured Bevel Siding (S1S2E) | 17 |
| 329R | ¾x6 | Plain Saw-textured Bevel Siding (S1S2E) | 17 |
| 330R | ¾x8 | Plain Saw-textured Bevel Siding (S1S2E) | 17 |
| 331R | ¾x10 | Plain Saw-textured Bevel Siding (S1S2E) | 17 |
| 360 | ½x4 | Rabbeted Bevel Siding (S1S2E) | 17 |
| 362 | ½x6 | Rabbeted Bevel Siding (S1S2E) | 17 |
| 363 | ½x8 | Rabbeted Bevel Siding (S1S2E) | 17 |
| 371 | ¾x6 | Rabbeted Bevel Siding (S1S2E) | 17 |
| 372 | ¾x8 | Rabbeted Bevel Siding (S1S2E) | 17 |
| 373 | ¾x10 | Rabbeted Bevel Siding (S1S2E) | 17 |
| 391 | ¾x6 | Rabbeted Saw-textured Bevel Siding (S1S2E) | 18 |
| 392 | ¾x8 | Rabbeted Saw-textured Bevel Siding (S1S2E) | 18 |
| 393 | ¾x10 | Rabbeted Saw-textured Bevel Siding (S1S2E) | 18 |
| 400 | ½x4 | Rabbeted Bevel Siding Round Edge (S1S2E) | 18 |
| 422 | 1¼x6 | Plain Saw-textured Bevel Siding (S1S2E) | 18 |
| 423 | 1¼x8 | Plain Saw-textured Bevel Siding (S1S2E) | 18 |
| 424 | 1¼x10 | Plain Saw-textured Bevel Siding (S1S2E) | 18 |
| 430 | 1x6 | 2 LAP (Round Edge) Drop Siding (S1S2E) | 19 |
| 431 | 1x8 | 2 LAP (Round Edge) Drop Siding (S1S2E) | 19 |
| 433 | 1x10 | 3 LAP (Round Edge) Drop Siding (S1S2E) | 19 |
| 476 | 1¼x6 | Rabbeted Saw-textured Bevel Siding (S1S2E) | 19 |
| 477 | 1¼x8 | Rabbeted Saw-textured Bevel Siding (S1S2E) | 19 |

# REDWOOD DECKING PATTERNS

| PATTERN NUMBER | | DESCRIPTION | PAGE |
|---|---|---|---|
| 482 | 2x6 | T&G Decking (S2S-CM) | 21 |
| 484 | 2x8 | T&G Decking (S2S-CM) | 21 |
| 486 | 2x6 | T&G Decking (V1S-S2S) ¼"V | 21 |
| 487 | 2x8 | T&G Decking (V1S-S2S) ¼"V | 21 |
| 488 | 2x10 | T&G Decking (V1S-S2S) ¼"V | 21 |
| 489 | 2x12 | T&G Decking (V1S-S2S) ¼"V | 21 |

# REDWOOD PLOWED FASCIA PATTERNS

| PATTERN NUMBER | | DESCRIPTION | PAGE |
|---|---|---|---|
| 80 | 1x6 | Single Plow EE | 22 |
| 81 | 1x8 | Single Plow EE | 22 |
| 84 | 1x6 | Single Plow EE | 22 |
| 85 | 1x8 | Single Plow EE | 22 |
| 88 | 1x6 | Double Plow EE | 22 |
| 89 | 1x8 | Double Plow EE | 22 |



# REDWOOD FENCING PATTERNS

| PATTERN NUMBER | | DESCRIPTION | PAGE |
|---|---|---|---|
| 28 | 1x6 | Fencing (S2S) | 23 |
| 29 | 1x8 | Fencing (S2S) | 23 |
| 30 | 1x6 | Fencing (S2S) | 23 |
| 31 | 1x8 | Fencing (S2S) | 23 |

# REDWOOD MOULDING PATTERNS

| PATTERN NUMBER | | DESCRIPTION | PAGE |
|---|---|---|---|
| 75 | 11/16x1 5/8 | Bed Mould | 24 |
| 105 | 11/16x11/16 | Quarter Round Mould | 24 |
| 175 | 1 1/16x2 | Brick Mould | 24 |
| 176 | 1 1/16x1 5/8 | Brick Mould | 24 |
| 180 | 1 1/4x2 | Brick Mould | 24 |
| 208 | 11/16x2 1/4 | Panel Mould | 24 |
| 210 | 11/16x1 5/8 | Panel Mould | 24 |
| 236EE | 1 1/2x1 1/2 | Panel Mould | 24 |
| 266 | 5/16x1 5/8 | Lattice | 24 |
| 267 | 5/16x1 5/16 | Lattice | 24 |
| 268 | 5/16x1 1/16 | Lattice | 24 |
| 558 | 5/16x2 1/2 | Flat Batten | 24 |
| 559 | 11/16x1 5/8 | O.G. Batten | 24 |
| 560 | 11/16x2 1/4 | O.G. Batten | 24 |
| 712 | 9/16x3 1/2 | Base Mould | 24 |
| 862 | 11/16x2 1/2 | Garage Door Stop | 24 |
| 863 | 11/16x2 1/4 | Garage Door Stop | 24 |

# REDWOOD TONGUE & GROOVE PATTERNS

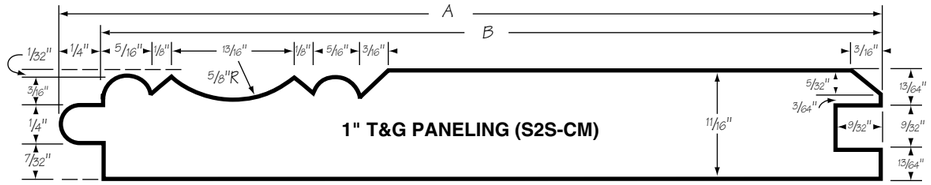


| NOMINAL SIZE | PATTERN NUMBER | A | B | CONVERSION FACTOR |
|---|---|---|---|---|
| 1x6 | 16 | 5⅜ | 5⅛ | 1.18 |
| 1x8 | 17 | 7⅛ | 6⅞ | 1.17 |
| 1x10 | 18 | 9⅛ | 8⅞ | 1.13 |

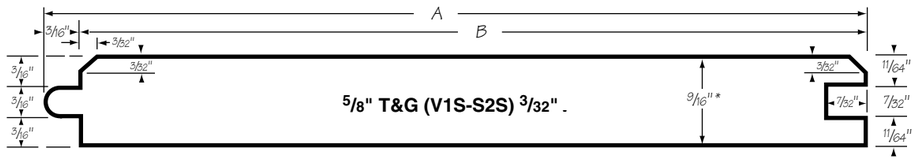


*Also available surfaced at 7/16".

| NOMINAL SIZE | PATTERN NUMBER | A | B | CONVERSION FACTOR |
|---|---|---|---|---|
| 5/8x4 | 204 | 3⅜ | 3 3/16 | 1.26 |
| 5/8x6 | 205 | 5⅜ | 5 3/16 | 1.16 |
| 5/8x8 | 206 | 7⅛ | 6 15/16 | 1.16 |

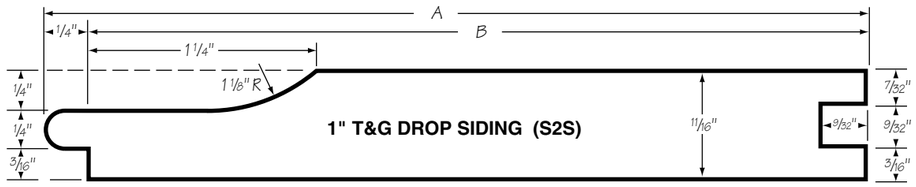


| NOMINAL SIZE | PATTERN NUMBER | A | B | CONVERSION FACTOR |
|---|---|---|---|---|
| 1x6 | 606 | 5⅜ | 5⅛ | 1.17 |

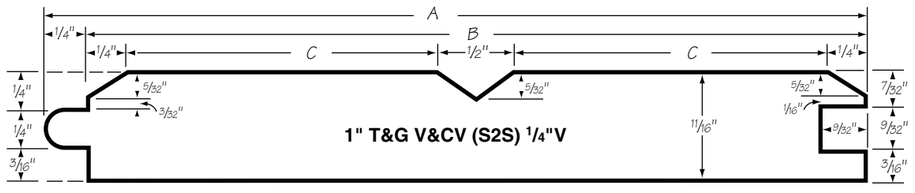


| NOMINAL SIZE | PATTERN NUMBER | A | B | C | CONVERSION FACTOR |
|---|---|---|---|---|---|
| 1x6 | 616 | 5⅜ | 5⅛ | 2 1/16 | 1.17 |
| 1x8 | 617 | 7⅛ | 6⅞ | 2 15/16 | 1.16 |





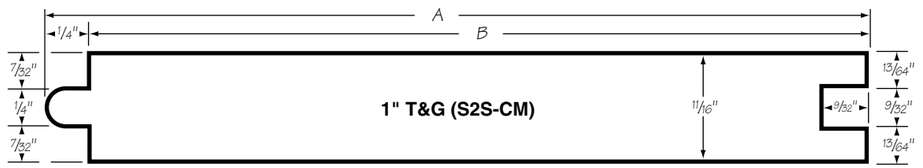


| NOMINAL SIZE | PATTERN NUMBER | A | B | CONVERSION FACTOR |
|---|---|---|---|---|
| 1x4 | 632 | 3⅜ | 3⅛ | 1.28 |
| 1x6 | 633 | 5⅜ | 5⅛ | 1.18 |
| 1x8 | 634 | 7⅛ | 6⅞ | 1.17 |

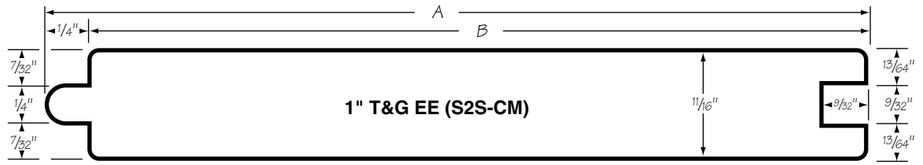


| NOMINAL SIZE | PATTERN NUMBER | A | B | CONVERSION FACTOR |
|---|---|---|---|---|
| 1x4 | 632EE | 3⅜ | 3⅛ | 1.28 |
| 1x6 | 633EE | 5⅜ | 5⅛ | 1.18 |
| 1x8 | 634EE | 7⅛ | 6⅞ | 1.17 |

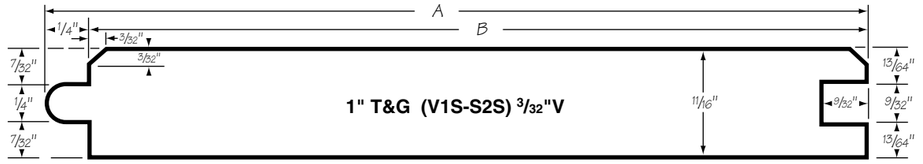


| NOMINAL SIZE | PATTERN NUMBER | A | B | CONVERSION FACTOR |
|---|---|---|---|---|
| 1x4 | 707 | 3⅜ | 3⅛ | 1.28 |
| 1x6 | 708 | 5⅜ | 5⅛ | 1.18 |
| 1x8 | 715 | 7⅛ | 6⅞ | 1.17 |
| 1x10 | 716 | 9⅛ | 8⅞ | 1.13 |

Contractor is to verify the exact exterior finish for the Angeles National Forest Supervisor's Office. Old documents show that this item may be the wood pattern for the wood siding.

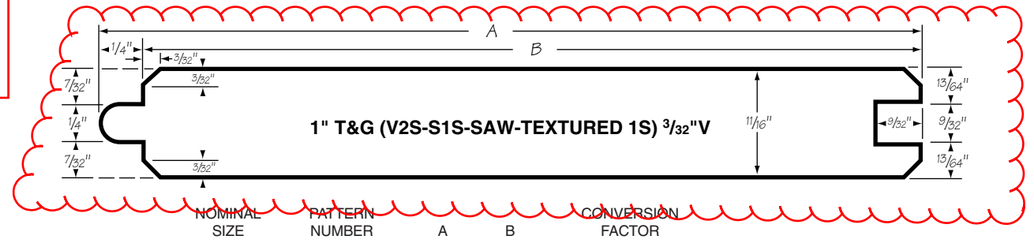


| NOMINAL SIZE | PATTERN NUMBER | A | B | CONVERSION FACTOR |
|---|---|---|---|---|
| 1x4 | 707R | 3⅜ | 3⅛ | 1.28 |
| 1x6 | 708R | 5⅜ | 5⅛ | 1.18 |
| 1x8 | 715R | 7⅛ | 6⅞ | 1.17 |
| 1x10 | 716R | 9⅛ | 8⅞ | 1.13 |

# REDWOOD TONGUE & GROOVE PATTERNS

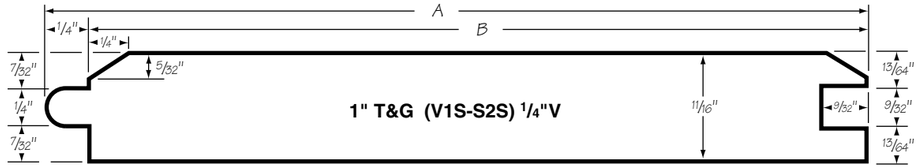


| NOMINAL SIZE | PATTERN NUMBER | A | B | CONVERSION FACTOR |
|---|---|---|---|---|
| 1x4 | 709 | 3⅜ | 3⅛ | 1.28 |
| 1x6 | 711 | 5⅜ | 5⅛ | 1.18 |
| 1x8 | 712 | 7⅛ | 6⅞ | 1.17 |
| 1x10 | 713 | 9⅛ | 8⅞ | 1.13 |

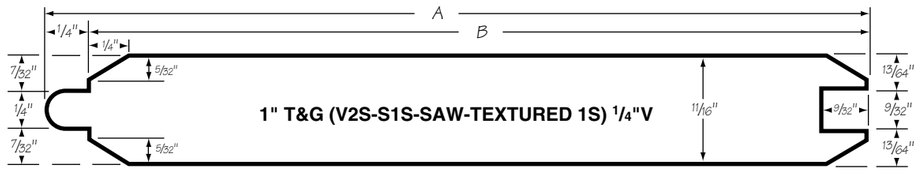


| NOMINAL SIZE | PATTERN NUMBER | A | B | CONVERSION FACTOR |
|---|---|---|---|---|
| 1x4 | 709R | 3⅜ | 3⅛ | 1.28 |
| 1x6 | 711R | 5⅜ | 5⅛ | 1.18 |
| 1x8 | 712R | 7⅛ | 6⅞ | 1.17 |
| 1x10 | 713R | 9⅛ | 8⅞ | 1.13 |

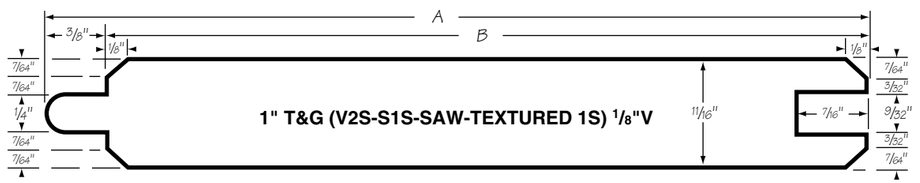


| NOMINAL SIZE | PATTERN NUMBER | A | B | CONVERSION FACTOR |
|---|---|---|---|---|
| 1x6 | 726R | 5⅜ | 5* | 1.20 |
| 1x8 | 727R | 7⅛ | 6¾* | 1.19 |
| 1x10 | 728R | 9⅛ | 8¾* | 1.15 |

*Under ALS size

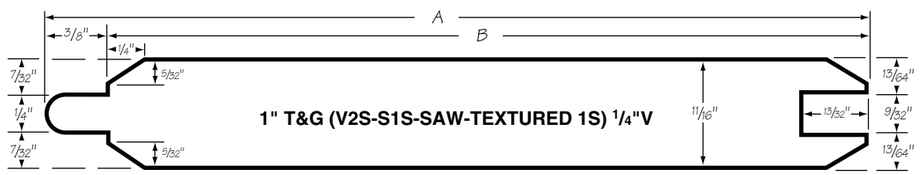


| NOMINAL SIZE | PATTERN NUMBER | A | B | CONVERSION FACTOR |
|---|---|---|---|---|
| 1x4 | 732R | 3⅜ | 3* | 1.33 |
| 1x6 | 733R | 5⅜ | 5* | 1.20 |
| 1x8 | 734R | 7⅛ | 6¾* | 1.19 |

*Under ALS size



# NAILING TONGUE & GROOVE PATTERNS

## TONGUE & GROOVE NAILING METHOD Horizontal or Vertical Siding (Sideview)

Blind nail 4- and 6-inch widths through the tongue with finish nails. Use one nail per bearing.

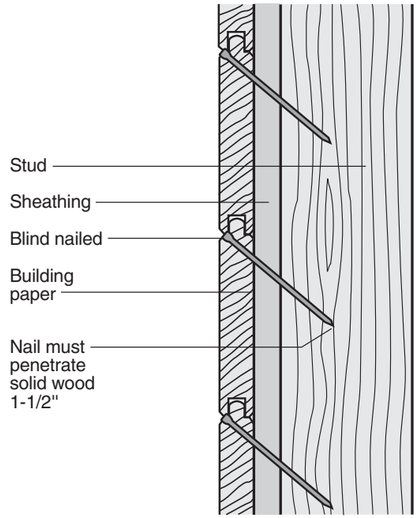


For patterns wider than six inches, face nail using two 8-penny nails per bearing. Position nails one-quarter of the width of the material in from each edge

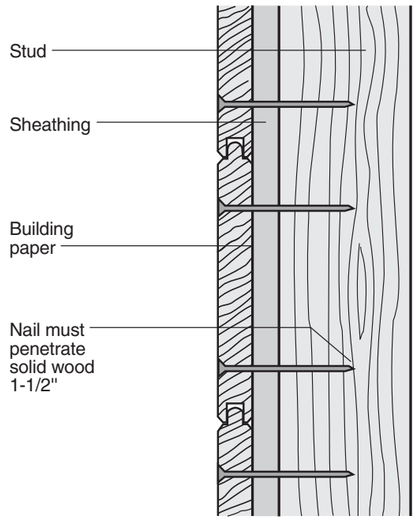

# REDWOOD SHIPLAP PATTERNS

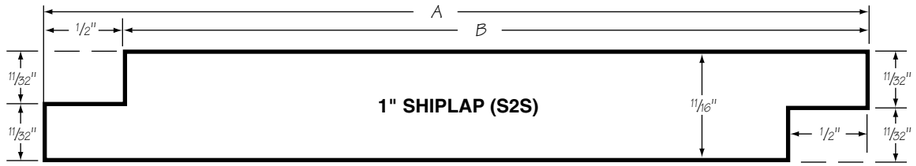


| NOMINAL SIZE | PATTERN NUMBER | A | B | CONVERSION FACTOR |
|---|---|---|---|---|
| 1x6 | 761 | 5⅜ | 4⅞ | 1.24 |
| 1x8 | 762 | 7⅛ | 6⅝ | 1.21 |
| 1x10 | 763 | 9⅛ | 8⅝ | 1.16 |

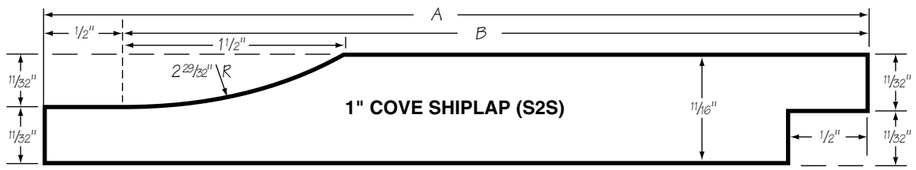


| NOMINAL SIZE | PATTERN NUMBER | A | B | CONVERSION FACTOR |
|---|---|---|---|---|
| 1x6 | 770 | 5⅜ | 4⅞ | 1.24 |
| 1x8 | 771 | 7⅛ | 6⅝ | 1.21 |
| 1x10 | 772 | 9⅛ | 8⅝ | 1.16 |

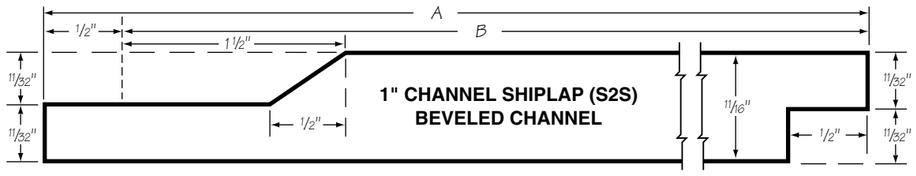


| NOMINAL SIZE | PATTERN NUMBER | A | B | CONVERSION FACTOR |
|---|---|---|---|---|
| 1x10 | 773 | 9⅛ | 8⅝ | 1.16 |

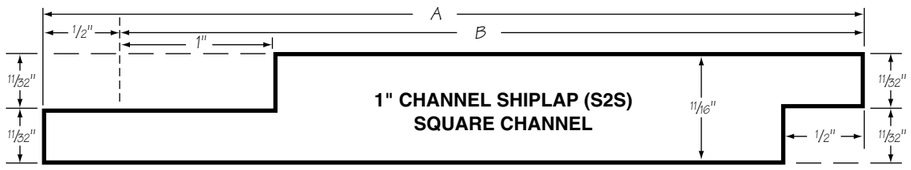


| NOMINAL SIZE | PATTERN NUMBER | A | B | CONVERSION FACTOR |
|---|---|---|---|---|
| 1x6 | 774 | 5⅜ | 4⅞ | 1.24 |
| 1x8 | 775 | 7⅛ | 6⅝ | 1.21 |
| 1x10 | 776 | 9⅛ | 8⅝ | 1.16 |



REDWOOD SHIPLAP PATTERNS

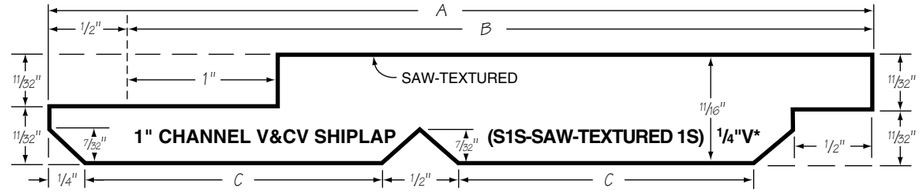


| NOMINAL SIZE | PATTERN NUMBER | A | B | C | CONVERSION FACTOR |
|---|---|---|---|---|---|
| 1x6 | 784R | 5⅜ | 4⅞ | 1 15/16 | 1.24 |
| 1x8 | 785R | 7⅛ | 6⅝ | 2 13/16 | 1.21 |
| 1x10 | 786R | 9⅛ | 8⅝ | 3 13/16 | 1.16 |

*Also available without ½" Center V

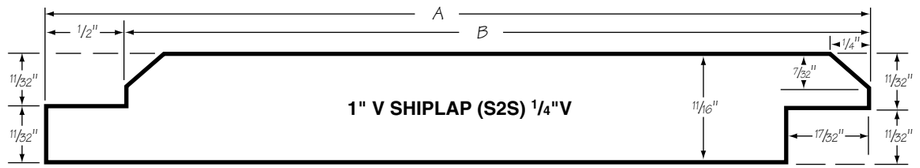


| NOMINAL SIZE | PATTERN NUMBER | A | B | CONVERSION FACTOR |
|---|---|---|---|---|
| 1x6 | 793 | 5⅜ | 4⅞ | 1.24 |
| 1x8 | 794 | 7⅛ | 6⅝ | 1.21 |
| 1x10 | 795 | 9⅛ | 8⅝ | 1.16 |

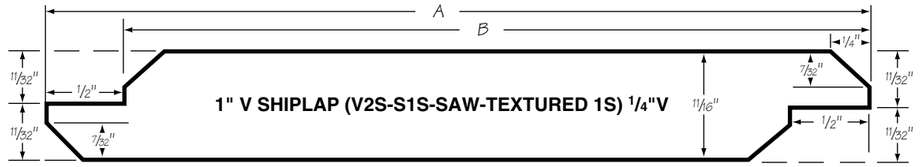


| NOMINAL SIZE | PATTERN NUMBER | A | B | CONVERSION FACTOR |
|---|---|---|---|---|
| 1x6 | 793R | 5⅜ | 4⅞ | 1.24 |
| 1x8 | 794R | 7⅛ | 6⅝ | 1.21 |
| 1x10 | 795R | 9⅛ | 8⅝ | 1.16 |

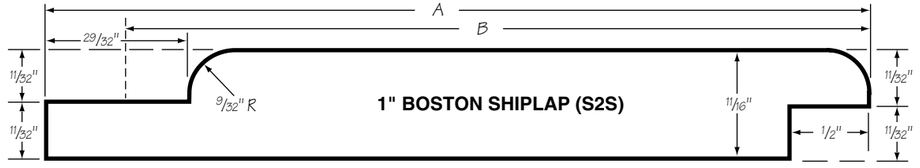


| NOMINAL SIZE | PATTERN NUMBER | A | B | CONVERSION FACTOR |
|---|---|---|---|---|
| 1x6 | 810 | 5⅜ | 4⅞ | 1.24 |
| 1x8 | 811 | 7⅛ | 6⅝ | 1.21 |
| 1x10 | 812 | 9⅛ | 8⅝ | 1.16 |

# NAILING SHIPLAP PATTERNS

## V SHIPLAP NAILING METHOD Horizontal or Vertical Siding (Side view)

For all V Shiplap patterns, face nail with two siding nails per bearing.

For 6-inch wide V-Shiplap, the nail location should be one inch from the overlapping edges.

For wider patterns, position nails one quarter the width of the material in from each edge.

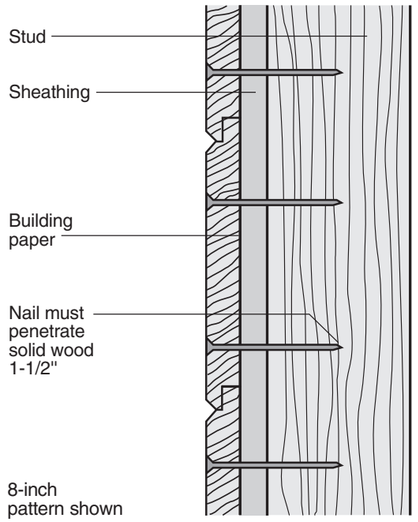


## CHANNEL SHIPLAP* NAILING METHOD Vertical Siding (Overhead view)

Face nail with two nails per bearing for all patterns.

Space nails 1 inch from edge of overlap and 1-1/2 inches from edge of underlap for 6-inch patterns. For 8-inch boards, space nails 1-1/2 inches from edge of overlap and 2 inches from edge of underlap.

Nail wider patterns proportionately.

*NOTE: Allow 1/8" expansion gap at the edges of courses for CKD Channel Shiplap patterns. With air-seasoned Channel Shiplap patterns, butt the edges snugly together.

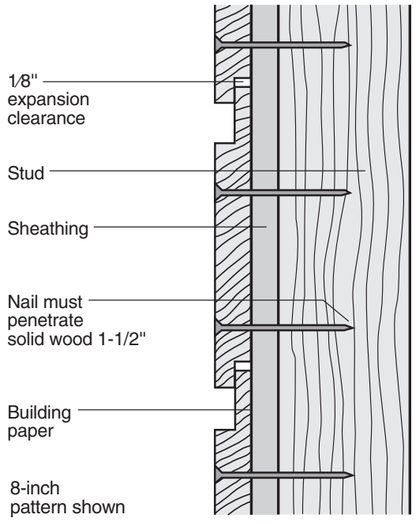




# REDWOOD BEVEL PATTERNS

| NOMINAL SIZE | PATTERN NUMBER | A | CONVERSION FACTOR |
|---|---|---|---|
| ½x4 | 320R | 3½ | 1.60 |
| ½x5 | 321R | 4½ | 1.43 |
| ½x6 | 322R | 5½ | 1.34 |
| ½x8 | 323R | 7¼ | 1.28 |

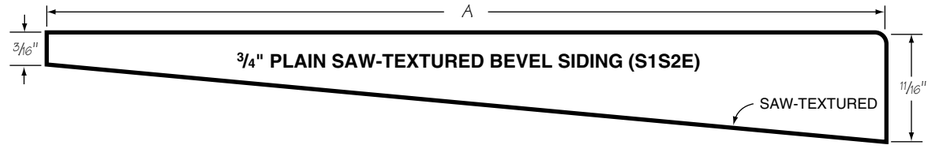


| NOMINAL SIZE | PATTERN NUMBER | A | CONVERSION FACTOR |
|---|---|---|---|
| ¾x6 | 329R | 5½ | 1.34 |
| ¾x8 | 330R | 7¼ | 1.28 |
| ¾x10 | 331R | 9¼ | 1.22 |

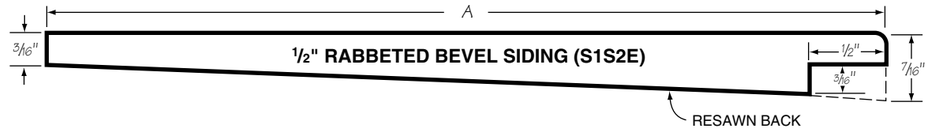


| NOMINAL SIZE | PATTERN NUMBER | A | CONVERSION FACTOR |
|---|---|---|---|
| ½x4 | 360 | 3½ | 1.28 |
| ½x6 | 362 | 5½ | 1.17 |
| ½x8 | 363 | 7¼ | 1.17 |

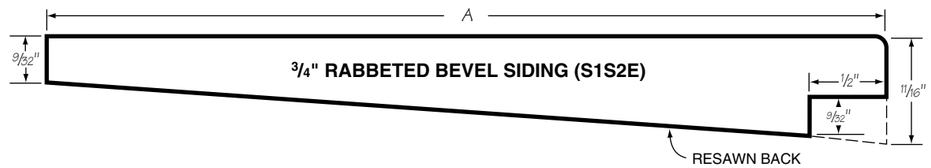


| NOMINAL SIZE | PATTERN NUMBER | A | CONVERSION FACTOR |
|---|---|---|---|
| ¾x6 | 371 | 5½ | 1.17 |
| ¾x8 | 372 | 7¼ | 1.17 |
| ¾x10 | 373 | 9¼ | 1.13 |

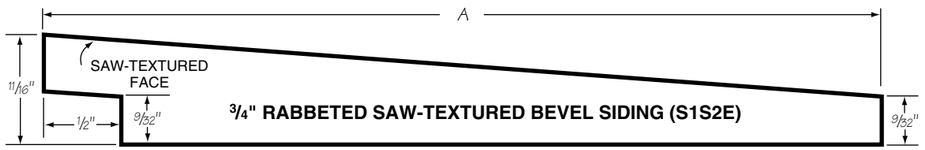


**3/4" RABBETED SAW-TEXTURED BEVEL SIDING (S1S2E)**

| NOMINAL SIZE | PATTERN NUMBER | A | CONVERSION FACTOR |
|---|---|---|---|
| ¾x6 | 391 | 5½ | 1.17 |
| ¾x8 | 392 | 7¼ | 1.17 |
| ¾x10 | 393 | 9¼ | 1.13 |

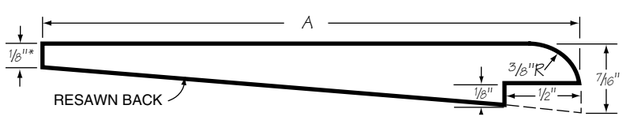


**1/2" RABBETED BEVEL SIDING ROUND EDGE (S1S2E)**

| NOMINAL SIZE | PATTERN NUMBER | A | CONVERSION FACTOR |
|---|---|---|---|
| ½x4 | 400 | 3½ | 1.28 |

*Under ALS size

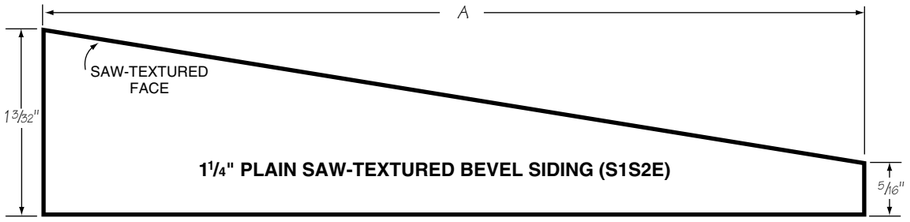


**1¼" PLAIN SAW-TEXTURED BEVEL SIDING (S1S2E)**

| NOMINAL SIZE | PATTERN NUMBER | A | CONVERSION FACTOR |
|---|---|---|---|
| 1¼x6 | 422 | 5⅜* | 1.37 |
| 1¼x8 | 423 | 7⅛* | 1.31 |
| 1¼x10 | 424 | 9⅛* | 1.23 |

*Under ALS size





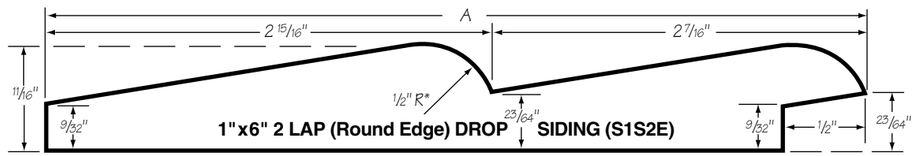


**1"x6" 2 LAP (Round Edge) DROP SIDING (S1S2E)**

| NOMINAL SIZE | PATTERN NUMBER | A | CONVERSION FACTOR |
|---|---|---|---|
| 1x6 | 430 | 5⅜ | 1.20 |

*This pattern is also available with ⅜" radius

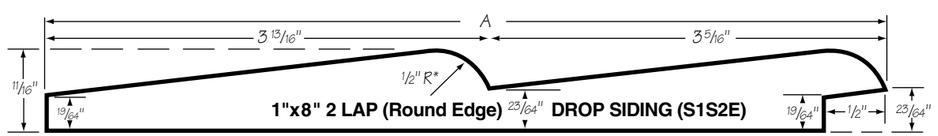


**1"x8" 2 LAP (Round Edge) DROP SIDING (S1S2E)**

Illustration is smaller than actual size.

| NOMINAL SIZE | PATTERN NUMBER | A | CONVERSION FACTOR |
|---|---|---|---|
| 1x8 | 431 | 7⅛ | 1.19 |

*This pattern is also available with ⅜" radius

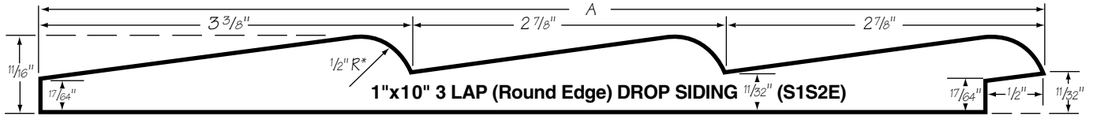


**1"x10" 3 LAP (Round Edge) DROP SIDING (S1S2E)**

Illustration is smaller than actual size.

| NOMINAL SIZE | PATTERN NUMBER | A | CONVERSION FACTOR |
|---|---|---|---|
| 1x10 | 433 | 9⅛ | 1.15 |

*This pattern is also available with ⅜" radius

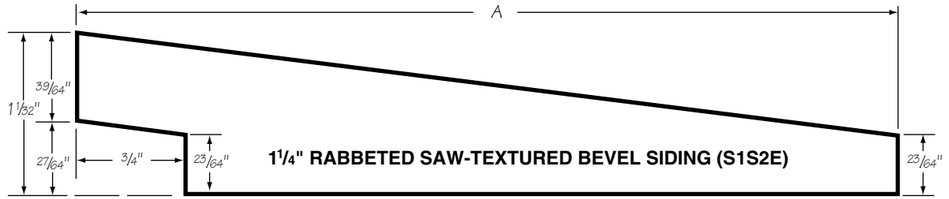


**1¼" RABBETED SAW-TEXTURED BEVEL SIDING (S1S2E)**

| NOMINAL SIZE | PATTERN NUMBER | A | CONVERSION FACTOR |
|---|---|---|---|
| 1¼x6 | 476 | 5⅜* | 1.30 |
| 1¼x8 | 477 | 7⅛* | 1.25 |

*Under ALS size

# NAILING BEVEL PATTERNS

## PLAIN BEVEL NAILING METHOD Horizontal Siding (Side view)

Face nail with one nail only per bearing. Drive nail so shank clears the top of the preceding undercourse.

**BEWARE OF DRIVING NAIL HOME WITH TOO HEAVY A FINAL BLOW. WOOD MAY SPLIT OR CUP DUE TO NON-SUPPORT IN CAVITY.**

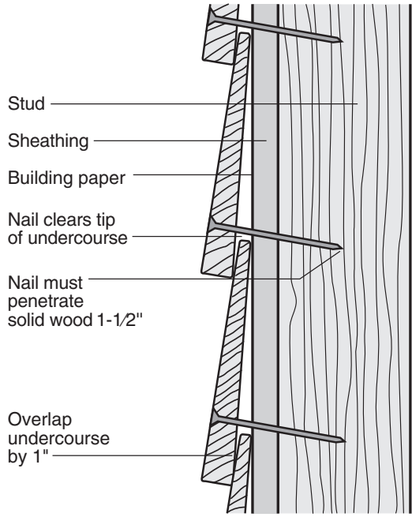


## RABBETED BEVEL* NAILING METHOD Horizontal Siding (Side view)

Face nail with one nail only per bearing. Drive nail about one inch above lower edge of course.

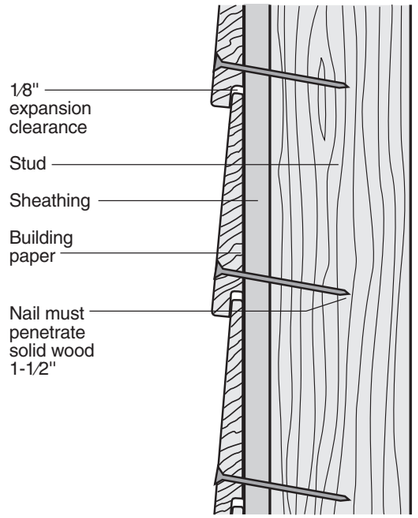


*NOTE: Allow 1/8" expansion gap at rabbet for CKD Rabbeted Bevel patterns. With air-seasoned Rabbeted Bevel patterns, butt the edges snugly together.



# REDWOOD DECKING PATTERNS

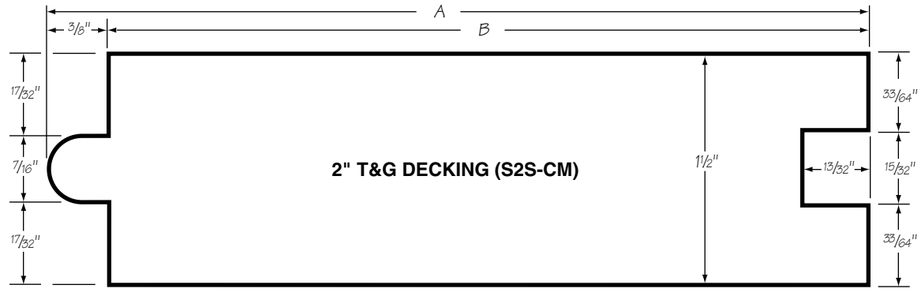


| NOMINAL SIZE | PATTERN NUMBER | A | B | CONVERSION FACTOR |
|---|---|---|---|---|
| 2x6 | 482 | 5⅜ | 5 | 1.20 |
| 2x8 | 484 | 7⅛ | 6¾ | 1.19 |

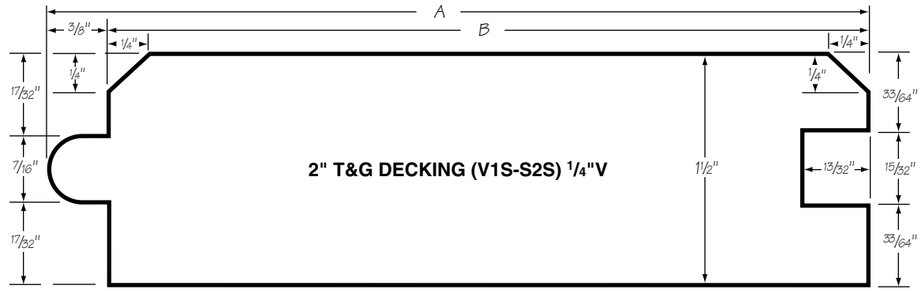


| NOMINAL SIZE | PATTERN NUMBER | A | B | CONVERSION FACTOR |
|---|---|---|---|---|
| 2x6 | 486 | 5⅜ | 5 | 1.20 |
| 2x8 | 487 | 7⅛ | 6¾ | 1.19 |
| 2x10 | 488 | 9⅛ | 8¾ | 1.15 |
| 2x12 | 489 | 11⅛ | 10¾ | 1.12 |

# REDWOOD PLOWED FASCIA PATTERNS

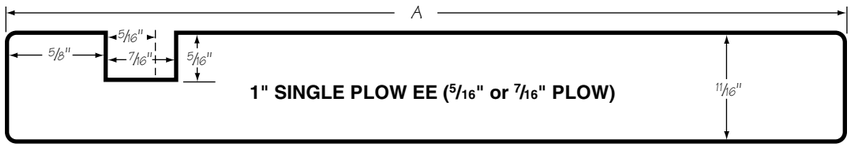


| NOMINAL SIZE | PATTERN NUMBER | PLOW | A |
|---|---|---|---|
| 1x6 | 80 | 5/16 | 5 1/2 |
| 1x8 | 81 | 5/16 | 7 1/4 |
| 1x6 | 84 | 7/16 | 5 1/2 |
| 1x8 | 85 | 7/16 | 7 1/4 |

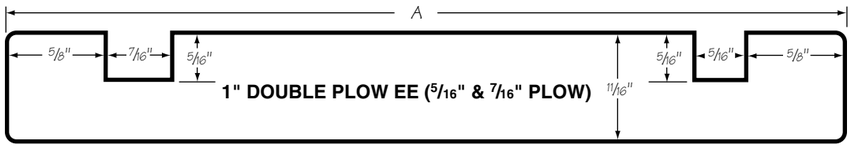


| NOMINAL SIZE | PATTERN NUMBER | A |
|---|---|---|
| 1x6 | 88 | 5 1/2 |
| 1x8 | 89 | 7 1/4 |



# REDWOOD FENCING PATTERNS

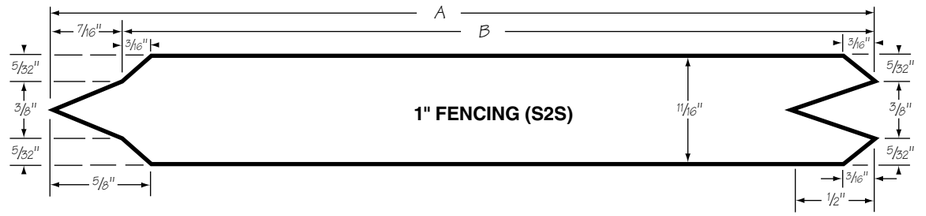


| NOMINAL SIZE | PATTERN NUMBER | A | B | CONVERSION FACTOR |
|---|---|---|---|---|
| 1x6 | 28 | 5 3/8 | 4 15/16 | 1.22 |
| 1x8 | 29 | 7 1/8 | 6 11/16 | 1.20 |

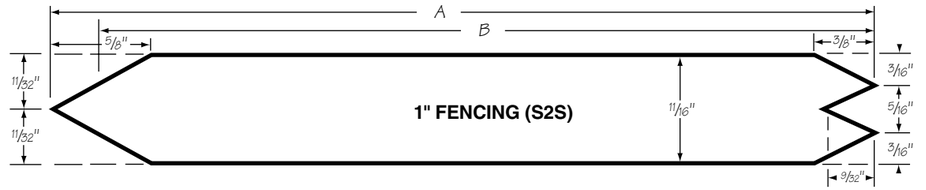


| NOMINAL SIZE | PATTERN NUMBER | A | B | CONVERSION FACTOR |
|---|---|---|---|---|
| 1x6 | 30 | 5 3/8 | 5 3/32 | 1.18 |
| 1x8 | 31 | 7 1/8 | 6 27/32 | 1.17 |

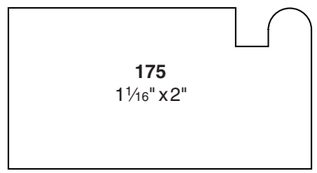

Brick Mould

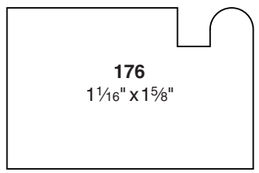

Brick Mould

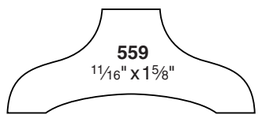

O. G. Batten

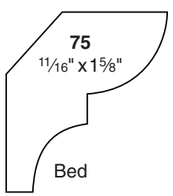

Bed

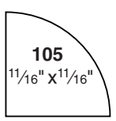

Quarter Round

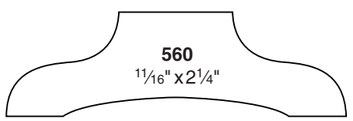

O. G. Batten

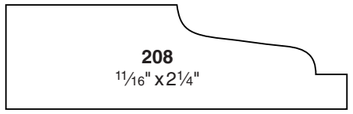

Panel Mould

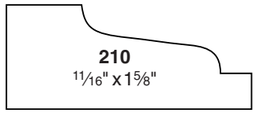

Panel Mould

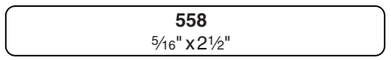

Flat Batten

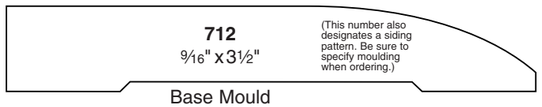

Base Mould

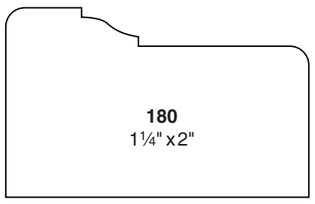

Brick Mould

Panel Mould

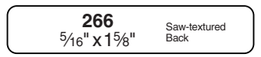

Lattice

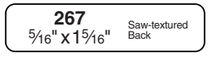

Lattice

Lattice

Garage Door Stop

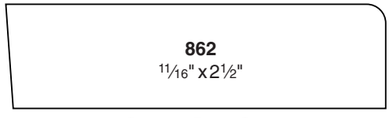

Garage Door Stop



# INDEX

## SIDING AND PANELING PATTERNS


| PATTERN NUMBER | | DESCRIPTION | PAGE |
|---|---|---|---|
| 16 | 1x6 | T&G Paneling (S2S-CM) | 10 |
| 17 | 1x8 | T&G Paneling (S2S-CM) | 10 |
| 18 | 1x10 | T&G Paneling (S2S-CM) | 10 |
| 204 | 5/8x4 | T&G (V1S-S2S) 3/32"V | 10 |
| 205 | 5/8x6 | T&G (V1S-S2S) 3/32"V | 10 |
| 206 | 5/8x8 | T&G (V1S-S2S) 3/32"V | 10 |
| 320R | 1/2x4 | Plain Saw-textured Bevel Siding (S1S2E) | 17 |
| 321R | 1/2x5 | Plain Saw-textured Bevel Siding (S1S2E) | 17 |
| 322R | 1/2x6 | Plain Saw-textured Bevel Siding (S1S2E) | 17 |
| 323R | 1/2x8 | Plain Saw-textured Bevel Siding (S1S2E) | 17 |
| 329R | 3/4x6 | Plain Saw-textured Bevel Siding (S1S2E) | 17 |
| 330R | 3/4x8 | Plain Saw-textured Bevel Siding (S1S2E) | 17 |
| 331R | 3/4x10 | Plain Saw-textured Bevel Siding (S1S2E) | 17 |
| 360 | 1/2x4 | Rabbeted Bevel Siding (S1S2E) | 17 |
| 362 | 1/2x6 | Rabbeted Bevel Siding (S1S2E) | 17 |
| 363 | 1/2x8 | Rabbeted Bevel Siding (S1S2E) | 17 |
| 371 | 3/4x6 | Rabbeted Bevel Siding (S1S2E) | 17 |
| 372 | 3/4x8 | Rabbeted Bevel Siding (S1S2E) | 17 |
| 373 | 3/4x10 | Rabbeted Bevel Siding (S1S2E) | 17 |
| 391 | 3/4x6 | Rabbeted Saw-textured Bevel Siding (S1S2E) | 18 |
| 392 | 3/4x8 | Rabbeted Saw-textured Bevel Siding (S1S2E) | 18 |
| 393 | 3/4x10 | Rabbeted Saw-textured Bevel Siding (S1S2E) | 18 |
| 400 | 1/2x4 | Rabbeted Bevel Siding Round Edge (S1S2E) | 18 |
| 422 | 1 1/4x6 | Plain Saw-textured Bevel Siding (S1S2E) | 18 |
| 423 | 1 1/4x8 | Plain Saw-textured Bevel Siding (S1S2E) | 18 |
| 424 | 1 1/4x10 | Plain Saw-textured Bevel Siding (S1S2E) | 18 |
| 430 | 1x6 | 2 LAP (Round Edge) Drop Siding (S1S2E) | 19 |
| 431 | 1x8 | 2 LAP (Round Edge) Drop Siding (S1S2E) | 19 |
| 433 | 1x10 | 3 LAP (Round Edge) Drop Siding (S1S2E) | 19 |
| 476 | 1 1/4 x6 | Rabbeted Saw-textured Bevel Siding (S1S2E) | 19 |
| 477 | 1 1/4 x 8 | Rabbeted Saw-textured Bevel Siding (S1S2E) | 19 |
| 606 | 1x6 | T&G Drop Siding (S2S) | 10 |
| 616 | 1x6 | T&G V&CV (S2S) 1/4"V | 10 |
| 617 | 1x8 | T&G V&CV (S2S) 1/4"V | 10 |
| 632 | 1x4 | T&G (S2S-CM) | 11 |
| 632EE | 1x4 | T&G EE (S2S-CM) | 11 |
| 633 | 1x6 | T&G (S2S-CM) | 11 |
| 633EE | 1x6 | T&G EE (S2S-CM) | 11 |
| 634 | 1x8 | T&G (S2S-CM) | 11 |
| 634EE | 1x8 | T&G EE (S2S-CM) | 11 |
| 707 | 1x4 | T&G (V1S-S2S) 3/32"V | 11 |
| 707R | 1x4 | T&G (V2S-S1S-Saw-textured 1S) 3/32"V | 11 |
| 708 | 1x6 | T&G (V1S-S2S) 3/32"V | 11 |
| 708R | 1x6 | T&G (V2S-S1S-Saw-textured 1S) 3/32"V | 11 |
| 709 | 1x4 | T&G (V1S-S2S) 1/4"V | 12 |
| 709R | 1x4 | T&G (V2S-S1S-Saw-textured 1S) 1/4"V | 12 |
| 711 | 1x6 | T&G (V1S-S2S) 1/4"V | 12 |
| 711R | 1x6 | T&G (V2S-S1S-Saw-textured 1S) 1/4"V | 12 |
| 712 | 1x8 | T&G (V1S-S2S) 1/4"V | 12 |
| 712R | 1x8 | T&G (V2S-S1S-Saw-textured 1S) 1/4"V | 12 |
| 713 | 1x10 | T&G (V1S-S2S) 1/4"V | 12 |
| 713R | 1x10 | T&G (V2S-S1S-Saw-textured 1S) 1/4"V | 12 |
| 715 | 1x8 | T&G (V1S-S2S) 3/32"V | 11 |
| 715R | 1x8 | T&G (V2S-S1S-Saw-textured 1S) 3/32"V | 11 |
| 716 | 1x10 | T&G (V1S-S2S) 3/32"V | 11 |
| 716R | 1x10 | T&G (V2S-S1S-Saw-textured 1S) 3/32"V | 11 |
| 726R | 1x6 | T&G (V2S-S1S-Saw-textured 1S) 1/8"V | 12 |
| 727R | 1x8 | T&G (V2S-S1S-Saw-textured 1S) 1/8"V | 12 |
| 728R | 1x10 | T&G (V2S-S1S-Saw-textured 1S) 1/8"V | 12 |
| 732R | 1x4 | T&G (V2S-S1S-Saw-textured 1S) 1/4"V | 12 |
| 733R | 1x6 | T&G (V2S-S1S-Saw-textured 1S) 1/4"V | 12 |
| 734R | 1x8 | T&G (V2S-S1S-Saw-textured 1S) 1/4"V | 12 |
| 761 | 1x6 | Shiplap (S2S) | 14 |
| 762 | 1x8 | Shiplap (S2S) | 14 |
| 763 | 1x10 | Shiplap (S2S) | 14 |
| 770 | 1x6 | Cove Shiplap (S2S) | 14 |
| 771 | 1x8 | Cove Shiplap (S2S) | 14 |
| 772 | 1x10 | Cove Shiplap (S2S) | 14 |
| 773 | 1x10 | Channel Shiplap (S2S) Beveled Channel | 14 |
| 774 | 1x6 | Channel Shiplap (S2S) Square Channel | 14 |
| 775 | 1x8 | Channel Shiplap (S2S) Square Channel | 14 |
| 776 | 1x10 | Channel Shiplap (S2S) Square Channel | 14 |
| 784R | 1x6 | Channel V&CV Shiplap (S1S-Saw-textured 1S) 1/4"V | 15 |
| 785R | 1x8 | Channel V&CV Shiplap (S1S-Saw-textured 1S) 1/4"V | 15 |
| 786R | 1x10 | Channel V&CV Shiplap (S1S-Saw-textured 1S) 1/4"V | 15 |
| 793 | 1x6 | V Shiplap (S2S) 1/4"V | 15 |
| 793R | 1x6 | V Shiplap (V2S-S1S-Saw-textured 1S) 1/4"V | 15 |
| 794 | 1x8 | V Shiplap (S2S) 1/4"V | 15 |
| 794R | 1x8 | V Shiplap (V2S-S1S-Saw-textured 1S) 1/4"V | 15 |
| 795 | 1x10 | V Shiplap (S2S) 1/4"V | 15 |
| 795R | 1x10 | V Shiplap (V2S-S1S-Saw-textured 1S) 1/4"V | 15 |
| 810 | 1x6 | Boston Shiplap (S2S) | 15 |
| 811 | 1x8 | Boston Shiplap (S2S) | 15 |
| 812 | 1x10 | Boston Shiplap (S2S) | 15 |

# INDEX

## DECKING PATTERNS


| PATTERN NUMBER | | DESCRIPTION | PAGE | PATTERN NUMBER | | DESCRIPTION | PAGE |
|---|---|---|---|---|---|---|---|
| 482 | 2x6 | T&G Decking (S2S-CM) | 21 | 487 | 2x8 | T&G Decking (V1S-S2S) ¼"V | 21 |
| 484 | 2x8 | T&G Decking (S2S-CM) | 21 | 488 | 2x10 | T&G Decking (V1S-S2S) ¼"V | 21 |
| 486 | 2x6 | T&G Decking (V1S-S2S) ¼"V | 21 | 489 | 2x12 | T&G Decking (V1S-S2S) ¼"V | 21 |


## PLOWED FASCIA PATTERNS


| PATTERN NUMBER | | DESCRIPTION | PAGE | PATTERN NUMBER | | DESCRIPTION | PAGE |
|---|---|---|---|---|---|---|---|
| 10 | | | | 85 | 1x8 | Single Plow EE | 22 |
| 81 | 1x8 | Single Plow EE | 22 | 88 | 1x6 | Double Plow EE | 22 |
| 84 | 1x6 | Single Plow EE | 22 | 89 | 1x8 | Double Plow EE | 22 |


## FENCING PATTERNS


| PATTERN NUMBER | | DESCRIPTION | PAGE | PATTERN NUMBER | | DESCRIPTION | PAGE |
|---|---|---|---|---|---|---|---|
| 28 | 1x6 | Fencing (S2S) | 23 | 30 | 1x6 | Fencing (S2S) | 23 |
| 29 | 1x8 | Fencing (S2S) | 23 | 31 | 1x8 | Fencing (S2S) | 23 |


## MOULDING PATTERNS


| PATTERN NUMBER | | DESCRIPTION | PAGE | PATTERN NUMBER | | DESCRIPTION | PAGE |
|---|---|---|---|---|---|---|---|
| 75 | 11/16x1 5/8 | Bed Mould | 24 | 267 | 5/16x1 5/16 | Lattice | 24 |
| 105 | 11/16x11/16 | Quarter Round Mould | 24 | 268 | 5/16x1 1/16 | LattIce | 24 |
| 175 | 1 1/16x2 | Brick Mould | 24 | 558 | 5/16x2 1/2 | Flat Batten | 24 |
| 176 | 1 1/16x1 5/8 | Brick Mould | 24 | 559 | 11/16x1 5/8 | O.G. Batten | 24 |
| 180 | 1 1/4x2 | Brick Mould | 24 | 560 | 11/16x2 1/4 | O.G. Batten | 24 |
| 208 | 11/16x2 1/4 | Panel Mould | 24 | 712 | 9/16x3 1/2 | Base Mould | 24 |
| 210 | 11/16x1 5/8 | Panel Mould | 24 | 862 | 11/16x2 1/2 | Garage Door Stop | 24 |
| 236EE | 1 1/2x1 1/2 | Panel Mould | 24 | 863 | 11/16x2 1/4 | Garage Door Stop | 24 |
| 266 | 5/16x1 5/8 | Lattice | 24 | | | | |

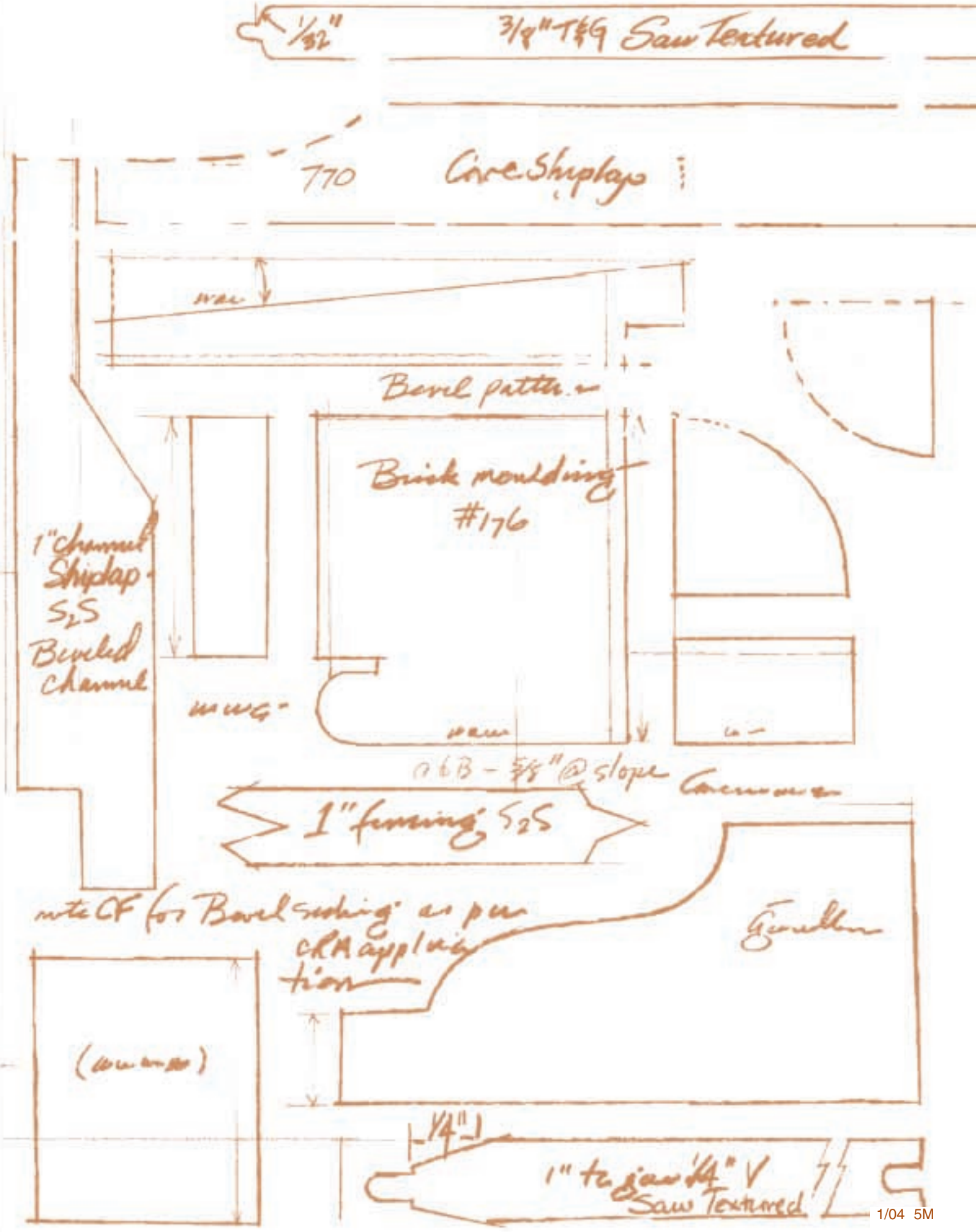
1/32"
3/8" T&G Saw Textured
770
Cove Shiplap
Bevel pattern
Brick moulding
#176
1" channel Shiplap - S2S Beveled channel
1" fencing S2S
note CF for Bevel sealing as per CRA application
1/4"
1" to jaw 1/4" V Saw Textured

1/04 5M