Barker & Associates, Inc
Consulting Engineers
Firm Registration No. F-9213
824 Broadway, Suite 201S an Antonio, Texas 78215
Phone: (210) 826-9191 Email: barkerassociates@barker-sa.com Fax: (210) 223-9194

Architectural Supplemental Instruction No. 001

Project: Audie Murphy Hospital - Ward Upgrades/Expansion 4A

Issuance Date: March 5, 2015

Subject: Supply Ductwork

Issued To: Roland Ibarra
WestEast Design Group
200 E. Grayson, Suite 207
San Antonio, Texas 78215

STATE OF TEXAS
DON W. BARKER
87623
LICENSED
PROFESSIONAL ENGINEER
3.5.2015

The following are a list of items that are herby incorporated into the Construction Documents issued for the above referenced project:

Refer to Drawings:

Item No. 1 — Sheet MH2.2 – Partial Fourth Floor Interstitial Space - New Construction - HVAC

1. Furnish and install 26x10 supply duct as shown on the attached drawing.
2. Offset the exhaust air ductwork and position VAV boxes as required to accommodate the existing structure as required by General Note 3 on sheet MH2.2 and as shown on the attached drawing.

Item No. 2 — Sheet MH2.3 – Partial Fourth Floor Interstitial Space - New Construction – Hydronic Piping

1. Route the Hydronic piping to VAV Boxes positioned as required to accommodate the existing structure as shown on the attached drawing.

Don Barker, PE, LEED AP
Project Engineer
Barker & Associates, Inc.

Y:\Projects\WEDG-0706 - VA - 4B\B&A Construction Admin\2015-2-27 ASI No. 001 - Supply Duct\2015-2-27 ASI No 001 - Supply Duct.docx

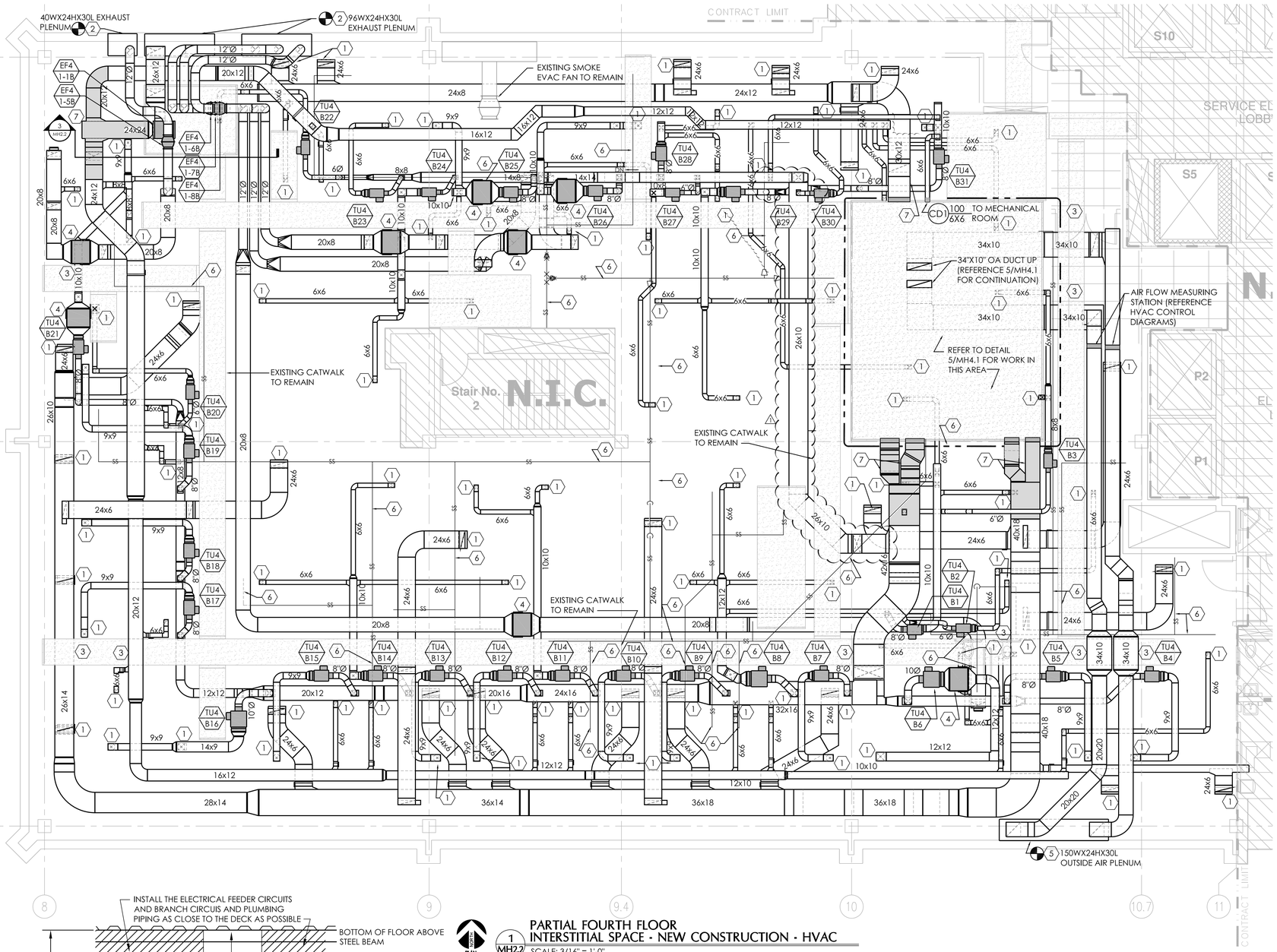

GENERAL NOTES:

1. REFERENCE SHEET MH0.1 FOR LEGEND, SYMBOLS, ABBREVIATIONS AND FURTHER GENERAL NOTES.
2. ALL ITEMS THAT REQUIRE ACCESS FOR OPERATING, CLEANING, SERVICING AND MAINTENANCE, SHALL BE EASILY AND SAFELY ACCESSIBLE BY PERSONS STANDING AT FLOOR LEVEL, OR STANDING ON EXISTING PERMANENT PLATFORMS, WITHOUT THE USE OF PORTABLE LADDERS. EXAMPLES OF THESE ITEMS INCLUDE, BUT ARE NOT LIMITED TO: TERMINAL UNITS, ALL TYPES OF VALVES, FILTERS AND STRAINERS.
3. THE CONTRACTOR SHALL COORDINATE THE INSTALLATION OF THE NEW DUCTWORK AND PIPING WITH THE EXISTING STRUCTURE. ADDITIONAL OFFSETS AND FITTINGS AS REQUIRED TO ACCOMMODATE ROUTING OF THE DUCTWORK AROUND EXISTING STRUCTURE IS CONSIDERED PART OF THIS WORK.
4. THE CONTRACTOR SHALL REROUTE THE EXISTING PLUMBING PIPING AS REQUIRED TO INSTALL THE HAVC DUCTWORK.

KEYED NOTES:

1. ROUTE THE DUCTWORK DOWN TO THE AIR DEVICE AND CONNECT. REFER TO SHEET MH2.1 FOR AIR DEVICE SIZE AND LOCATION. REFER TO DETAIL 8/MH3.1 FOR CONNECTION TO AIR DEVICE DETAIL.
2. FURNISH AND INSTALL A NEW 20 GA GALVANIZED STEEL EXHAUST AIR PLENUM WITH 24"X24" ACCESS PANELS. CONNECT THE NEW PLENUM TO THE EXISTING SOFFIT GRILLES. CLEAN THE EXISTING SOFFIT GRILLES PRIOR TO INSTALLING THE NEW PLENUM.
3. ROUTE THE DUCT AS HIGH AS POSSIBLE ACROSS THE CATWALK. ALL CATWALK CROSSINGS MUST BE APPROVED BY VA PERSONNEL PRIOR TO INSTALLATION.
4. FURNISH AND INSTALL A NEW CF-1X1-012-P-2GBSS CAMFIL/FARR HEPA FILTRATION SYSTEM OR APPROVED EQUIVALENT. MAXIMUM PRESSURE DROP ACROSS FILTER AND ASSEMBLY SHALL BE 0.35" WC. THE HEPA FILTRATION SYSTEM SHALL BE HUNG FROM THE EXISTING STRUCTURE AND INSTALLED A MAXIMUM OF 6" FROM THE CATWALK HANDRAIL.
5. FURNISH AND INSTALL A NEW 150"X24"X30" OUTSIDE AIR PLENUM WITH 24"X24" ACCESS PANELS. CONNECT THE NEW PLENUM TO THE EXISTING SOFFIT GRILLES. CLEAN THE SOFFIT GRILLES PRIOR TO INSTALLATION OF THE NEW PLENUM.
6. APPROXIMATE LOCATION OF EXISTING SANITARY SEWER PIPING FROM ABOVE TO REMAIN IN SERVICE. THE CONTRACTOR SHALL COORDINATE THE INSTALLATION OF THE NEW HVAC SYSTEM WITH THE EXISTING SEWER PIPING. SANITARY SEWER MAINS SHALL REMAIN BUT RUN OUTS CAN BE REROUTED TIGHT TO STRUCTURE.
7. INTERNALLY LINE THE FIRST 10'-0" OF DUCT OUT FROM THE MECHANICAL ROOM WITH 1/2" THICK ELASTOMERIC FOAM INSULATION.

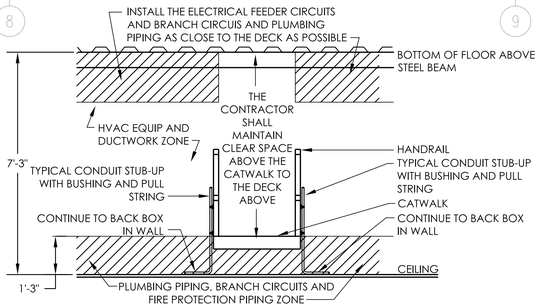

2 MH2.2 INTERSTITIAL CORRDINATION DETAIL
NOT TO SCALE

1 MH2.2 PARTIAL FOURTH FLOOR INTERSTITIAL SPACE - NEW CONSTRUCTION - HVAC
SCALE: 3/16" = 1'-0"

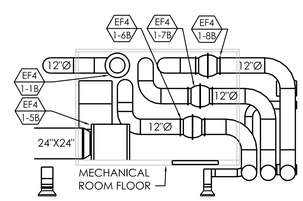

3 MH2.2 EXHAUST FAN MECHANICAL ROOM SECTION
1/4" = 1'-0"

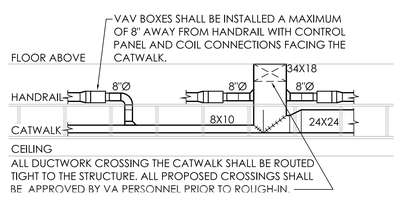

4 MH2.2 TYPICAL DUCTORK ROUTING SECTION
NOT TO SCALE

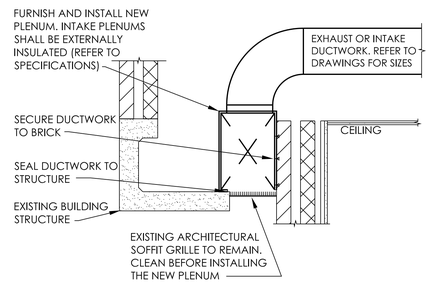

5 MH2.2 EXISTING SOFFIT GRILL DETAIL
NOT TO SCALE

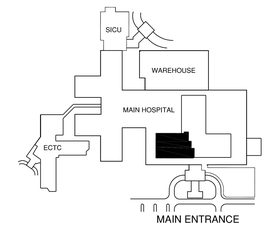

Revisions	Date
ASI No. 001	2015-3-4

CONSULTANTS:

Barker & Associates, Inc.
Consulting Engineers
Firm Registration No. F-9213
824 Broadway St., Suite 201 San Antonio, Texas 78215
Phone: (210) 826-9191 Fax: (210) 223-9194
Email: barkerassociates@barker-sa.com

Concur M & O	Approved: Service Chief
Concur Bio-Med	Approved: Service Chief
Concur Safety	Approved: Service Chief
Approved: Service Chief	Approved: Service Chief
Approved: Service Chief	Approved: Chief of Staff

100% SUBMITTAL

STATE OF TEXAS — DON W. BARKER — 87623 — LICENSED PROFESSIONAL ENGINEER
3-4-2015

ARCHITECT:

WESTEAST DESIGN GROUP
200 E. GRAYSON ST., SUITE 207 SAN ANTONIO, TEXAS 78215 USA
210 . 530 . 0755 FAX: 210 . 293 . 1018

These documents can not be copied or reproduced without written consent from WestEast Design Group

Drawing Title: PARTIAL FOURTH FLOOR INTERSTITIAL SPACE - NEW CONSTRUCTION - HVAC

Approved Project Director

Project Title: WARD UPGRADES/ EXPANSION 4B

Location: Audie L. Murphy Memorial Veterans Hospital San Antonio, Texas

Date: 07 Sept. 2012 | Checked: DB | Drawn: RM

Project Number: 671-11-137

Building Number: 1

Drawing Number: MH2.2

Dwg. 38 of 68

Office of Facilities Management

Department of Veterans Affairs

VA FORM 08-6231, OCT 1978

Y:\PROJECTS\WEDG-0706 - VA - 48\DRAWINGS\MECHANICAL\WEDG-0706-M-HP-MH2.2 (ASI NO.001).DWG , Richard Miller, 3/4/2015 8:20 AM,

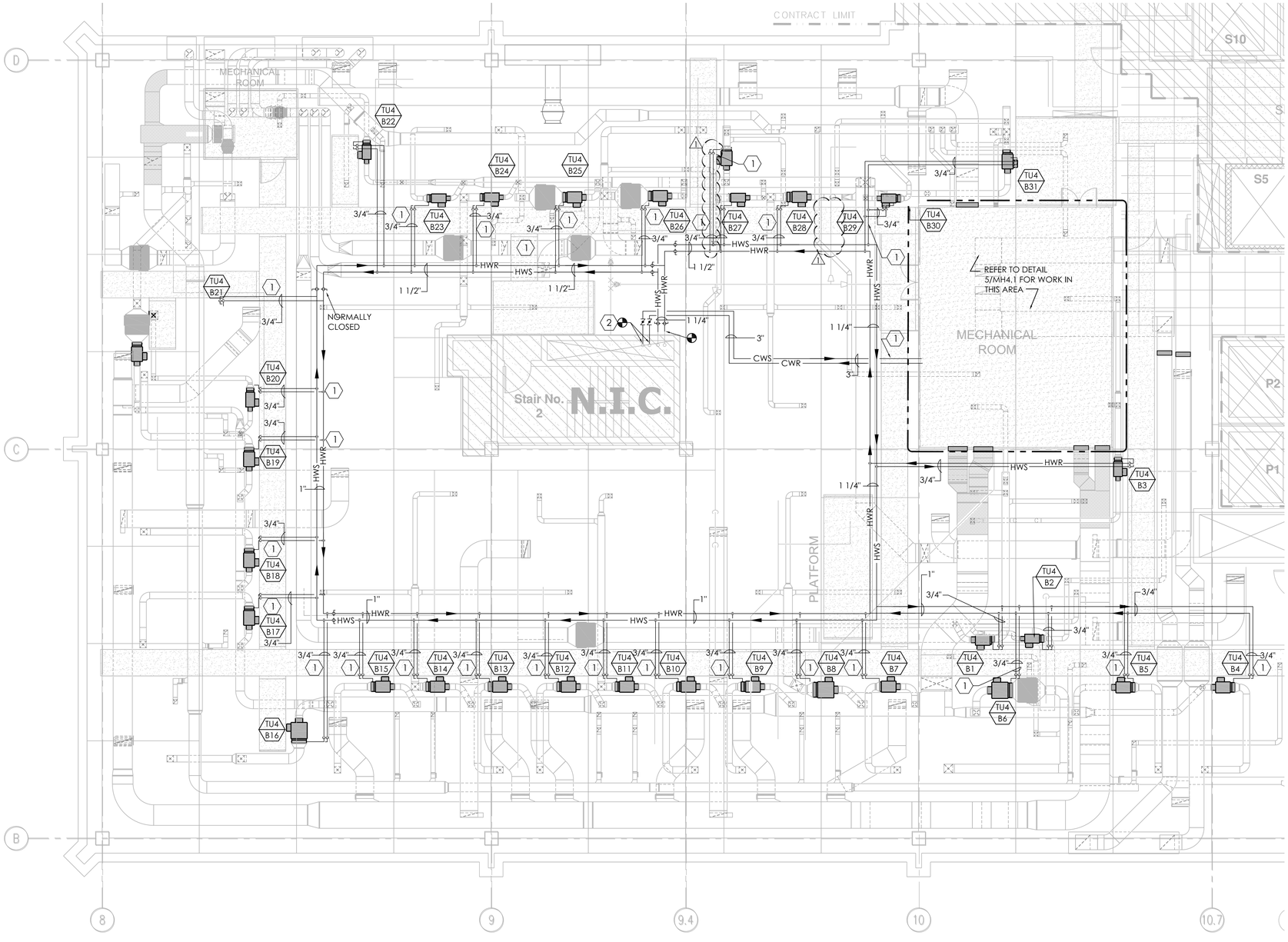

GENERAL NOTES:

1. REFERENCE SHEET MH0.1 FOR LEGEND, SYMBOLS, ABBREVIATIONS AND FURTHER GENERAL NOTES.
2. ALL ITEMS THAT REQUIRE ACCESS FOR OPERATING, CLEANING, SERVICING, MAINTENANCE, CALIBRATION ETC. SHALL BE EASILY AND SAFELY ACCESSIBLE BY PERSONS STANDING AT FLOOR LEVEL. OR STANDING ON PERMANENT PLATFORMS, WITHOUT THE USE OF PORTABLE LADDERS. EXAMPLES OF THESE ITEMS INCLUDE, BUT ARE NOT LIMITED TO: TERMINAL UNITS, ALL TYPES OF VALVES, FILTERS, STRAINERS, TRANSMITTERS, AND CONTROL DEVICES.
3. THE CONTRACTOR SHALL COORDINATE THE INSTALLATION OF THE NEW DUCTWORK AND PIPING WITH THE EXISTING STRUCTURE. ADDITIONAL OFFSETS AND FITTINGS AS REQUIRED TO ACCOMMODATE ROUTING OF THE DUCTWORK AROUND EXISTING STRUCTURE IS CONSIDERED PART OF THIS WORK.
4. REFER TO DETAIL 2/MH3.1 FOR COIL CONNECTION DETIAL.

KEYED NOTES:

1. PIPING ROUTED ACROSS THE CATWALK SHALL BE ROUTED TIGHT TO THE STRUCTURE.
2. FURNISH AND INSTALL 4" CHS AND 4" CHR HOT TAPS ON THE EXISTING PIPE RISERS IN THE PIPING CHASE. REMOVE AND REINSTALL THE CMU BLOCKS AS REQUIRED TO GAIN ACCESS TO THE EXISTING PIPE RISERS AND INSTALL THE NEW HOT TAPS. ROUTE A 4" CHS AND 4" CHR INTO THE 4TH FLOOR INTERSTITIAL. INSTALL BUTTERFLY CUT-OFF VALVES AND REDUCE TO A 3" CHS AND AND 3" CHR PIPING.

PLAN NORTH

1 / MH2.3 PARTIAL FOURTH FLOOR INTERSTITIAL SPACE - NEW CONSTRUCTION - HYDRONIC PIPING

SCALE: 3/16" = 1'-0"

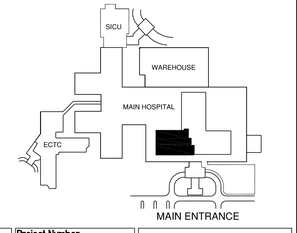

Revisions:	Date
1 ASI No. 001	2015-3-4

CONSULTANTS:

Barker & Associates, Inc.
Consulting Engineers
Firm Registration No. F-9213
824 Broadway St., Suite 201 San Antonio, Texas 78215
Phone: (210) 826-9191 Fax: (210) 223-9194
Email: barkerassociates@barker-sa.com

Concur M & O	Approved: Service Chief
Concur Bio-Med	Approved: Service Chief
Concur Safety	Approved: Service Chief
Approved: Service Chief	Approved: Service Chief
Approved: Service Chief	Approved: Chief of Staff

100% SUBMITTAL

STATE OF TEXAS — DON W. BARKER — 67623 — LICENSED PROFESSIONAL ENGINEER
3-4-2015

ARCHITECT:

WestEast Design Group
200 E. GRAYSON ST., SUITE 207 SAN ANTONIO, TEXAS 78215 USA
210.530.0755 FAX: 210.293.1018

These documents can not be copied or reproduced without written consent from WestEast Design Group

Drawing Title: PARTIAL FOURTH FLOOR INTERSTITIAL SPACE - NEW CONSTRUCTION - HYDRONIC PIPING

Approved: Project Director

Project Title: WARD UPGRADES/ EXPANSION 4B

Location: Audie L. Murphy Memorial Veterans Hospital San Antonio, Texas

Date: 07 Sept. 2012 | Checked: DB | Drawn: RM

Project Number: 671-11-137

Building Number: 1

Drawing Number: MH2.3

Dwg. 39 of 68

Office of Facilities Management

Department of Veterans Affairs

VA FORM 08-6231, OCT 1978

Y:\PROJECTS\WEDG-0706 - VA - 4B\DRAWINGS\MECHANICAL\WEDG-0706-M-HP-MH2.3 (ASI NO. 001).DWG, Richard Miller, 3/4/2015 8:23 AM.