REVISIONS			
SYM.	DESCRIPTION	DATE	APPROVED
	SHEET A3,A4,A5	09/24	JSK

RENOVATION KEY NOTES

21. PROVIDE NEW MATCHING GLAZED CMU BASE AT NEW CMU CLOSETS.
22. PROVIDE NEW DOORS AND FRAMES IN ALL COMMON AREAS.
23. PROVIDE NEW BLAST RESISTANT DOORS AND SLIDER WINDOWS TO ALL SLEEPING UNITS AND ENTRY OFFICE. PROVIDE NEW BLINDS TO ALL EXTERIOR WINDOWS TO INCLUDE COMMON AREA ENTRY OFFICE.
24. PROVIDE NEW 2x2 FOOT LAY-IN ACOUSTIC TILE AND GRID CEILING.
25. PROVIDE NEW VCT AND MASTIC.
26. PROVIDE NEW VANITIES WITH ONE PIECE SINK TOPS IN SLEEPING UNITS. PROVIDE NEW WALL HUNG SINKS IN COMMON AREA TLTS. SEE PLUMBING SHEETS FOR FAUCETS AND ADDITIONAL WORK.
27. PROVIDE NEW CERMIC TILE SHOWERS COMPLETE. PROVIDE NEW CERMIC TILE ON WALLS, AND FLOOR. SEE PLUMBING SHEETS FOR ADDITIONAL WORK..
28. CONSTRUCT NEW 4x8x16 INCH CMU CLOSETS WITH NEW H.M. DOORS AND FRAMES, PAINT CMU. SEE DETAIL DRAWING A-5 FOR ADDITIONAL INFO. INSTALL NEW CLOTHES BAR AT 60" HIGH.
29. USE EXISTING UNUSED ELECTRICAL BOX FOR NEW THERMOSTAT CONTROLS AND REMOVE SPEAKER SYSTEM ON WALL THEN FILL FLUSH WITH CEMENT GROUT.
30. PRESSURE WASH EXPOSED EDGE OF BALCONY'S AND ALL EXPOSED AGGREGATE PRECAST PANELS.
31. PREP AND PAINT ALL NEW PREVIOUSLY PAINTED EXTERIOR AND INTERIOR SURFACES COMPLETE, EXCEPT MECHANICAL ROOMS AND PIPE CHASES. TO INCLUDE IN ROOMS TO BE PAINTED:
    - ALL SLEEPING ROOM WALLS.
    - ALL PAINTED CEILINGS.
    - ALL LOUNGE WALLS.
    - ALL OFFICE WALLS.
    - ALL STAIR WALLS AND STEPS.
    - ALL STORAGE ROOM WALLS.
    - ALL TOILET WALLS.
    - ALL LAUNDRY ROOM WALLS.
32. PROVIDE AND INSTALL NEW ROOM SIGNS ON DOORS. SEE RENOVATION PLAN A-3 FOR NUMBERS & VERIFY DOOR NUMBERS WITH ROICC .
33. PROVIDE AND INSTALL NEW LATCHSET HARDWARE FOR ALL BATHROOM DOORS IN SLEEPING ROOMS.
34. PROVIDE NEW DOOR AND HARDWARE IN EXISTING FOUR SIDED FRAME. (ALL INTERIOR CHASE DOORS.)
35. PROVIDE NEW 18" LONG DOUBLE STACKED TOWEL BARS. PROVIDE NEW SURFACE MOUNTED TOILET TISSUE DISPENSERS (TYP. 1 PER BATH UNIT. 1 PER TLT. AREA IN COMMON AREA ALL 3 FLOORS).
36. PROVIDE NEW GYP. BD. CLG. IN CLOSET, TOILET AND VANITY AREAS ON NEW METAL CEILING JOISTS WITH NEW CEILING. SQ WITH NEW PAINT. PROVIDE NEW 3' x 3' 2 DOOR ACCESS PANEL. (SHADED AREA SHOWN IS NEW CEILING EXTENT, TYPICAL OF ALL SLEEPING ROOMS.)
37. PROVIDE NEW BLAST RESISTANT 5'-4" X 4'-0" WINDOW IN COMMON AREA ENTRY OFFICE.
38. PROVIDE AND INSTALL TELEPHONE ENCLOSURES, AND MOUNTING HARDWARE. 16 GAUGE STAINLESS STEEL 24"W x 30"H x 14"D. (2 PER FLOOR, REQUIRING 6 FOR BUILDING.)
39. REPAIR OLD METAL STAIR TREAD NOSING AND INSTALL NEW RENOVATION STAIR TREAD ONLY IN CENTER STAIRWELLS. SEE SHEET A-4 FOR DETAIL AND ADDITIONAL INFO. NEW STAIR TREAD SHOULD BE 3'LONG BY 9" TREAD. VERIFY LENGTH AND WIDTH BEFORE ORDERING.
40. PATCH ANY CHIPED OR DAMGED BALCONY EDGES.
41. PROVIDE NEW RECESSED PAPER TOWEL AND TRASH TYPE DISPENSER. IN ALL COMMON AREA TLT. ROOMS. (TYP. 1 PER FLOOR.)
42. PROVIDE AND INSTALL NEW FACE BRICK IN OPENING WHERE MAILBOXES WERE. OPENING IN WALL ON FIRST FLOOR CORRIDOR OF COMMON AREA. OPENING IS 10' H x 11'L. MATCH EXISTING BRICK AND LAY IN PATTERN.

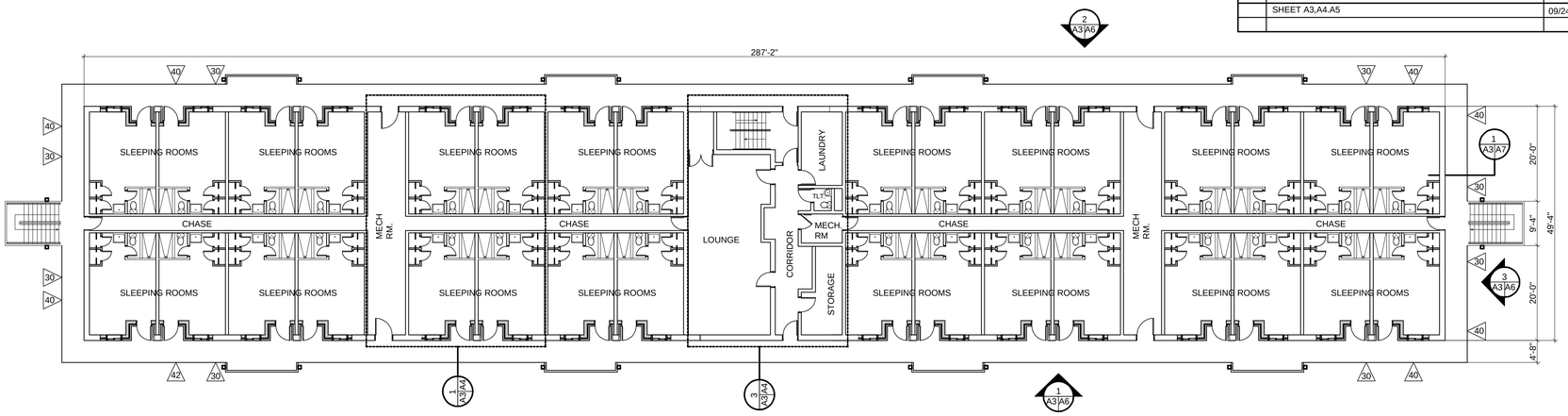

THIRD FLOOR KEY PLAN

3/32" = 1'-0" (3 / A3)

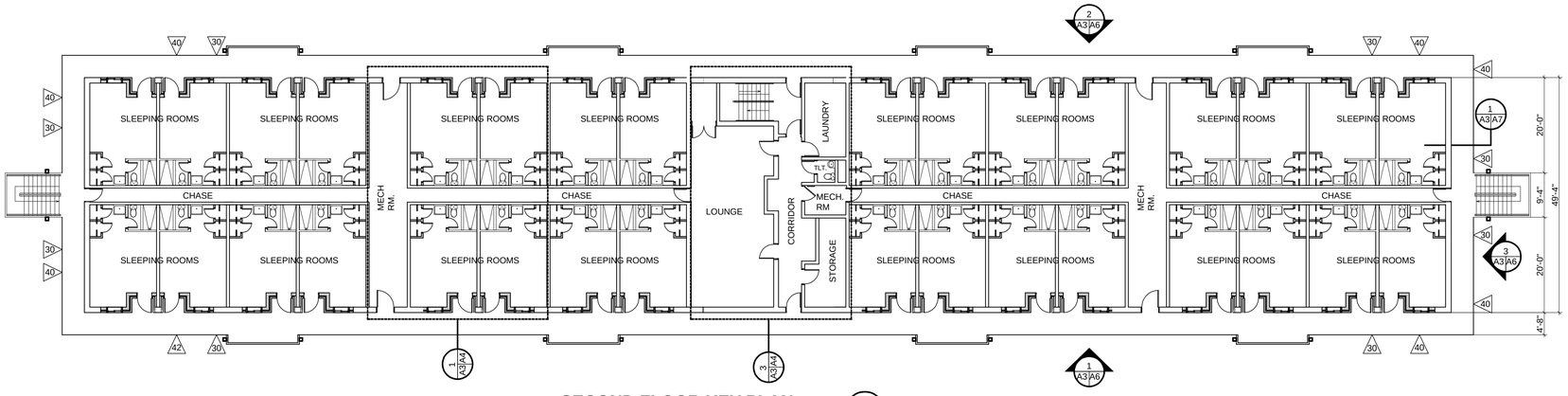

SECOND FLOOR KEY PLAN

3/32" = 1'-0" (2 / A3)

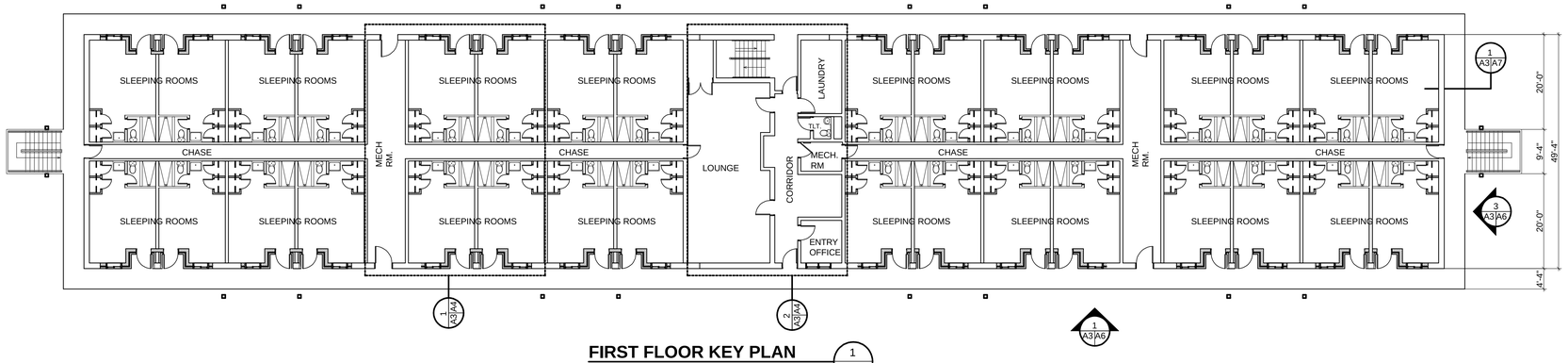

FIRST FLOOR KEY PLAN

3/32" = 1'-0" (1 / A3)

A-3

Kanoy Architecture, P.A.
ARCHITECTS s PROGRAMMERS s MASTER PLANNERS
1995A Juniper Lake Road
West End, North Carolina 27376
Phone 910-215-5885 s Fax 910-215-5885

DESIGNED BY:	ADB
DRAWN BY:	ADB
CHECKED BY:	JSK
SUBMITTED BY:	ADB
DESIGN DIR.:	
APPROVED: PWO OR OICC	DATE:
SATISFACTORY TO:	DATE:
OF:	

DEPARTMENT OF THE NAVY — NAVAL FACILITIES ENGINEERING COMMAND

MARINE CORPS BASE

CAMP LEJEUNE, NORTH CAROLINA

MAJOR INTERIOR/EXTERIOR REPAIRS TO BUILDING HP 255

RENOVATION FLOOR KEY PLAN

SIZE	CODE IDENT NO	NAVFAC DRAWING NO.
F	80091	12504108
		CONST. CONTR. NO. N40085-06-B-0056

SCALE: GRAPHIC | SPEC. | SHEET 5 OF 27

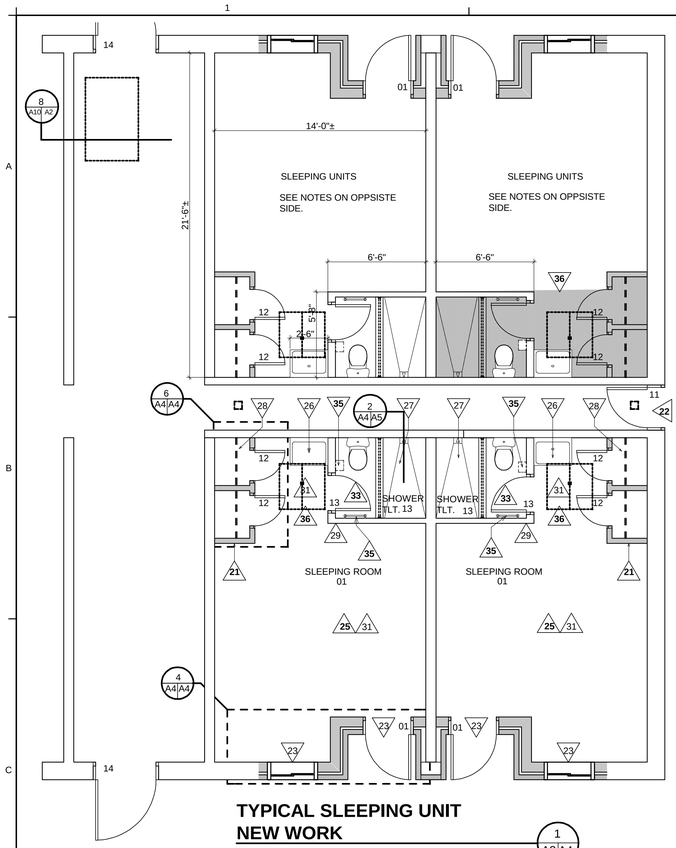

TYPICAL SLEEPING UNIT NEW WORK

1/4" = 1'-0" (1 / A3|A4)

NOTE: FIELD VERIFY ALL DIMENSIONS

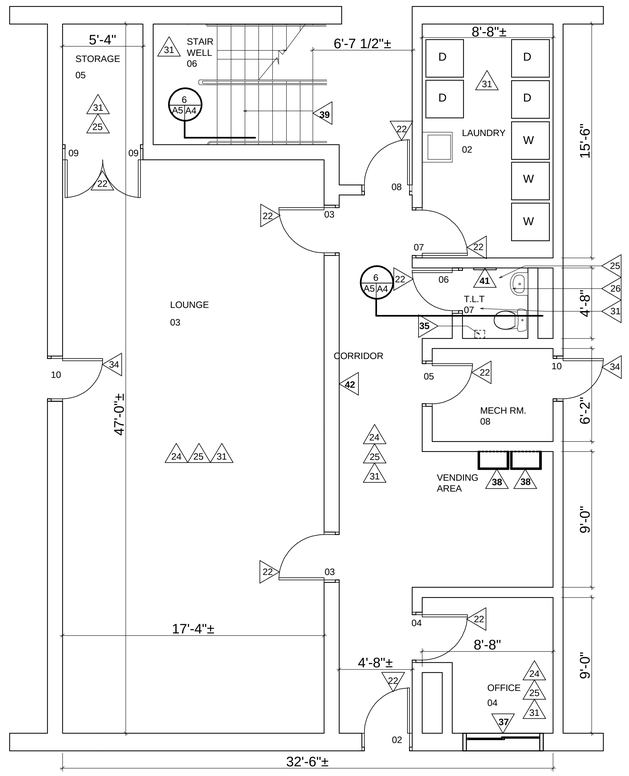

TYPICAL FIRST FLOOR COMMON AREA

1/4" = 1'-0" (3 / A3|A4)

NOTE: FEILD VERIFY ALL DIMENSIONS

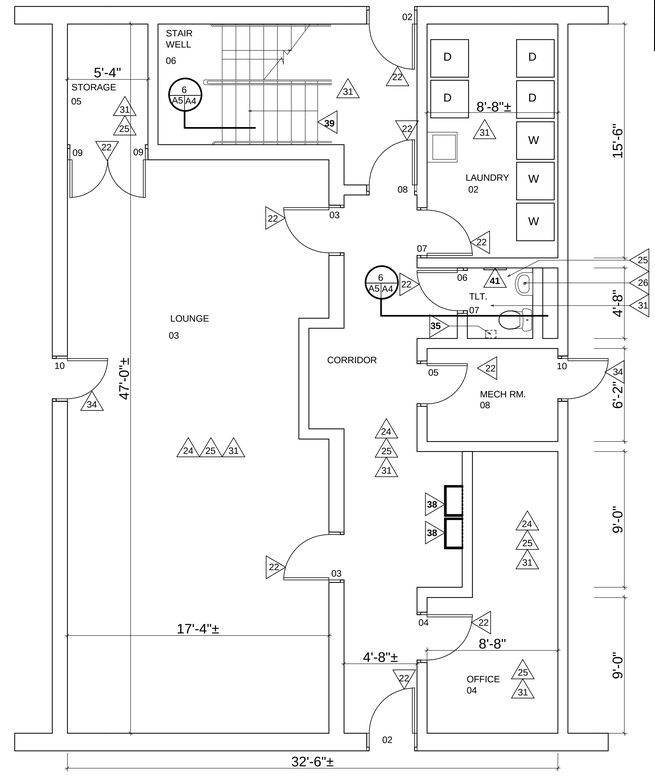

TYPICAL SECOND & THIRD FLOOR COMMON AREA

1/4" = 1'-0" (2 / A3|A4)

NOTE: FEILD VERIFY ALL DIMENSIONS

REVISIONS			
SYM.	DESCRIPTION	DATE	APPROVED
	SHEET A3,A4,A5	09/24	JSK

RENOVATION KEY NOTES

21 PROVIDE NEW MATCHING GLAZED CMU BASE AT NEW CMU CLOSETS.

22 PROVIDE NEW DOORS AND FRAMES IN ALL COMMON AREAS.

23 PROVIDE NEW BLAST RESISTANT DOORS AND SLIDER WINDOWS TO ALL SLEEPING UNITS AND ENTRY OFFICE. PROVIDE NEW BLINDS TO ALL EXTERIOR WINDOWS TO INCLUDE COMMON AREA ENTRY OFFICE.

24 PROVIDE NEW 2x2 FOOT LAY-IN ACOUSTIC TILE AND GRID CEILING.

25 PROVIDE NEW VCT AND MASTIC.

26 PROVIDE NEW VANITIES WITH ONE PIECE SINK TOPS IN SLEEPING UNITS. PROVIDE NEW WALL HUNG SINKS IN COMMON AREA TLTS. SEE PLUMBING SHEETS FOR FAUCETS AND ADDITIONAL WORK.

27 PROVIDE NEW CERMIC TILE SHOWERS COMPLETE. PROVIDE NEW CERMIC TILE ON WALLS, AND FLOOR. SEE PLUMBING SHEETS FOR ADDITIONAL WORK..

28 CONSTRUCT NEW 4x8x16 INCH CMU CLOSETS WITH NEW H.M. DOORS AND FRAMES. PAINT CMU. SEE DETAIL DRAWING A-5 FOR ADDITIONAL INFO. INSTALL NEW CLOTHES BAR AT 60" HIGH.

29 USE EXISTING UNUSED ELECTRICAL BOX FOR NEW THERMOSTAT CONTROLS AND REMOVE SPEAKER SYSTEM ON WALL THEN FILL FLUSH WITH CEMENT GROUT.

30 PRESSURE WASH EXPOSED EDGE OF BALCONY'S AND ALL EXPOSED AGGREGATE PRECAST PANELS.

31 PREP AND PAINT ALL NEW PREVIOUSLY PAINTED EXTERIOR AND INTERIOR SURFACES COMPLETE, EXCEPT MECHANICAL ROOMS AND PIPE CHASES. TO INCLUDE IN ROOMS TO BE PAINTED:
ALL SLEEPING ROOM WALLS.
ALL PAINTED CEILINGS.
ALL LOUNGE WALLS.
ALL OFFICE WALLS.
ALL STAIR WALLS AND STEPS.
ALL STORAGE ROOM WALLS.
ALL TOILET WALLS.
ALL LAUNDRY ROOM WALLS.

32 PROVIDE AND INSTALL NEW ROOM SIGNS ON DOORS. SEE RENOVATION PLAN A-3 FOR NUMBERS & VERIFY DOOR NUMBERS WITH ROICC .

33 PROVIDE AND INSTALL NEW LATCHSET HARDWARE FOR ALL BATHROOM DOORS IN SLEEPING ROOMS.

34 PROVIDE NEW DOOR AND HARDWARE IN EXISTING FOUR SIDED FRAME. (ALL INTERIOR CHASE DOORS.)

35 PROVIDE NEW 18" LONG DOUBLE STACKED TOWEL BARS. PROVIDE NEW SURFACE MOUNTED TOILET TISSUE DISPENSERS (TYP. 1 PER BATH UNIT. 1 PER TLT. AREA IN COMMON AREA ALL 3 FLOORS).

36 PROVIDE NEW GYP. BD. CLG. IN CLOSET, TOILET AND VANITY AREAS ON NEW METAL CEILING JOISTS WITH NEW CEILING. SQ WITH NEW PAINT. PROVIDE NEW 3' x 3' 2 DOOR ACCESS PANEL. (SHADED AREA SHOWN IS NEW CEILING EXTENT, TYPICAL OF ALL SLEEPING ROOMS.)

37 PROVIDE NEW BLAST RESISTANT 5'-4" X 4'-0" WINDOW IN COMMON AREA ENTRY OFFICE.

38 PROVIDE AND INSTALL TELEPHONE ENCLOSURES, AND MOUNTING HARDWARE. 16 GAUGE STAINLESS STEEL 24"W x 30"H x 14"D. (2 PER FLOOR, REQUIRING 6 FOR BUILDING.)

39 REPAIR OLD METAL STAIR TREAD NOSING AND INSTALL NEW RENOVATION STAIR TREAD ONLY IN CENTER STAIRWELLS. SEE SHEET A-4 FOR DETAIL AND ADDITIONAL INFO. NEW STAIR TREAD SHOULD BE 3'LONG BY 9" TREAD. VERIFY LENGTH AND WIDTH BEFORE ORDERING.

40 PATCH ANY CHIPED OR DAMGED BALCONY EDGES.

41 PROVIDE NEW RECESSED PAPER TOWEL AND TRASH TYPE DISPENSER. IN ALL COMMON AREA TLT. ROOMS. (TYP. 1 PER FLOOR.)

42 PROVIDE AND INSTALL NEW FACE BRICK IN OPENING WHERE MAILBOXES WERE. OPENING IN WALL ON FIRST FLOOR CORRIDOR OF COMMON AREA. OPENING IS 10' H x 11'L. MATCH EXISTING BRICK AND LAY IN PATTERN.

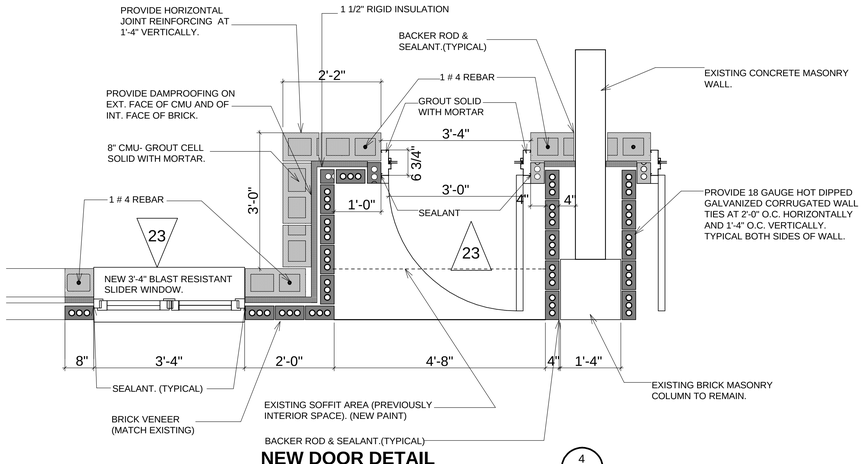

NEW DOOR DETAIL

3/4" = 1'-0" (4 / A4|A4)

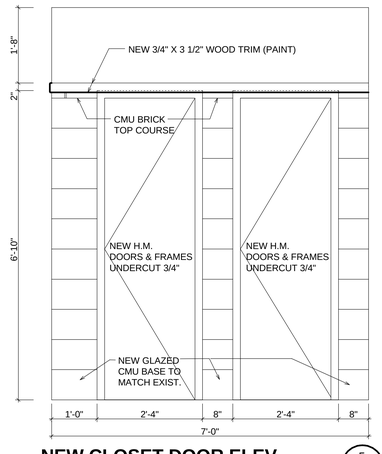

NEW CLOSET DOOR ELEV.

3/4" = 1'-0" (5 / A4|A4)

FINISH SCHEDULE

MARK	ROOMS	FLOOR		BASE		WALLS		CEILING	
		EXIST FINISH	NEW FINISH	EXIST FINISH	NEW FINISH	EXIST FINISH	NEW FINISH	EXIST FINISH	NEW FINISH
01	SLP. ROOMS	VCT	NEW VCT	GLAZED CMU	EXISTING	PAINT	NEW PAINT	PAINT	NEW PAINT
02	LAUNDRY	CONC.	EXIST CONC.	GLAZED CMU	EXISTING	PAINT	NEW PAINT	PAINT	NEW PAINT
03	LOUNGE	VCT	NEW VCT	GLAZED CMU	EXISTING	PAINT	NEW PAINT	2x4 LAY-IN	NEW 2x4 LAY-IN
04	OFFICE	VCT	NEW VCT	GLAZED CMU	EXISTING	PAINT	NEW PAINT	2x4 LAY-IN *	NEW 2x4 LAY-IN *
05	STOR. RM.	VCT	NEW VCT	GLAZED CMU	EXISTING	PAINT	NEW PAINT	2x4 LAY-IN	NEW 2x4 LAY-IN
06	STAIR	CONC.	EXIST CONC.	CONC.	CONC.	PAINT	NEW PAINT	CONC.	NEW PAINT
07	TOILET RM.	VCT	NEW VCT	GLAZED CMU	EXISTING	PAINT	NEW PAINT	PAINT	NEW PAINT
08	MECH.RM	CONC.	EXIST CONC.	CONC.	CONC.	PAINT	NEW PAINT	CONC.	EXIST CONC
13	BATHROOMS	CONC.	CERMIC TILE	CONC.	CERMIC TILE	CONC.	CERMIC TILE	CONC.	NEW PAINT

NOTE: * CEILING IN FIRST FLOOR OFFICE IS 2x4 LAY-IN. CEILINGS IN SECOND AND THIRD FLOOR OFFICES ARE PAINTED CONCRETE TO BE RE-PAINTED

SUBSTRATES:	FLOOR	BASE	WALLS	CEILING
	CONCRETE	CMU	CMU	CONCRETE EXCEPT GYPSUM BOARD OVER DRESSING AND TOILETS IN SLEEPNG ROOMS

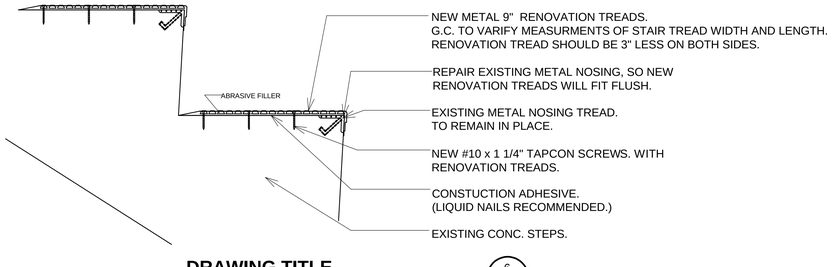

DRAWING TITLE

3" = 1'-0" (6 / A4|A4)

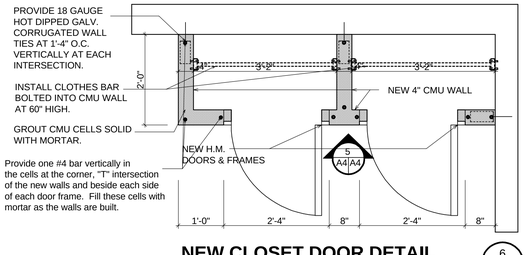

NEW CLOSET DOOR DETAIL

3/4" = 1'-0" (6 / A4|A4)

JACOB S. KANOY REGISTERED ARCHITECT 2505 NORTH CAROLINA WEST END, N.C.

KANOY ARCHITECTURE, P.A. REGISTERED ARCHITECTURAL CORPORATION CERT. NO. 50372 NORTH CAROLINA WEST END, N.C.

Kanoy Architecture, P.A.
ARCHITECTS ▪ PROGRAMMERS ▪ MASTER PLANNERS
1995A Juniper Lake Road
West End, North Carolina 27376
Phone 910-215-5885 ▪ Fax 910-215-5885

DESIGNED BY:	ADB
DRAWN BY:	ADB
CHECKED BY:	JSK
SUBMITTED BY:	ADB
DESIGN DIR.:	
APPROVED: PWO OR OICC	DATE:
SATISFACTORY TO:	DATE:
OF:	

A-4

DEPARTMENT OF THE NAVY — NAVAL FACILITIES ENGINEERING COMMAND

MARINE CORPS BASE

CAMP LEJEUNE, NORTH CAROLINA

MAJOR INTERIOR/EXTERIOR REPAIRS TO BUILDING HP 255

NEW WORK PLAN & DETAILS

SIZE	CODE IDENT NO	NAVFAC DRAWING NO.
F	80091	12504109
		CONST. CONTR. NO. N40085-06-B-0056

SCALE: GRAPHIC | SPEC. | SHEET 6 OF 27