READJUSTMENT COUNSELING SERVICE - VET CENTER
STATEMENT OF WORK - AGENCY SPECIFIC REQUIREMENTS

The Lessor shall provide all materials, parts, and labor to complete the space and room requirements.

The Vet Center Agency Specific Requirements will be used in conjunction with the standards and specifications found in the Request for Lease Proposal and the GSA Global Lease. If any conflict between standards or regulatory framework is found, the offeror must use the higher standard and follow the more stringent regulation.

The Lease shall be Fully Serviced with the following services paid for/provided by the Lessor through the annual rent.

1. Utilities.
2. Janitorial.
3. Basic Cable to include local channels in the Waiting Area (Lobby) and three Group Rooms**.**
4. Guest Business High-Speed Internet Wi-Fi.
5. Security and CCTV System monitoring and maintenance to include software/hardware updates provided by the Lessor and paid through the annual rent.
6. Security System tested quarterly by the Lessor; a copy of the report sent to VA.

A. SPACE REQUIREMENTS.

1. Space design to provide maximum co-location of staff offices and group rooms. Refer to RLP Exhibit, Space Requirements for additional details required for this location.

Room Name	AREA
STAFF AND CLINICAL AREA	
Director	150
Counselor	144
Outreach Specialist	144
Program Support Assistant/Reception	160
Ancillary Counselor	144
Group Room 1	480
Group Room 2	240
Group Room 3	180
Group Room Storage	40
Restroom	60
WELCOME AREA	
Waiting	300
Education	40
Restroom	60
Restroom Family	75
SUPPORT AREA	
Copy / Mail	140
Storage & Telecommunications Enclosure	140
Kitchen	160
Housekeeping	40

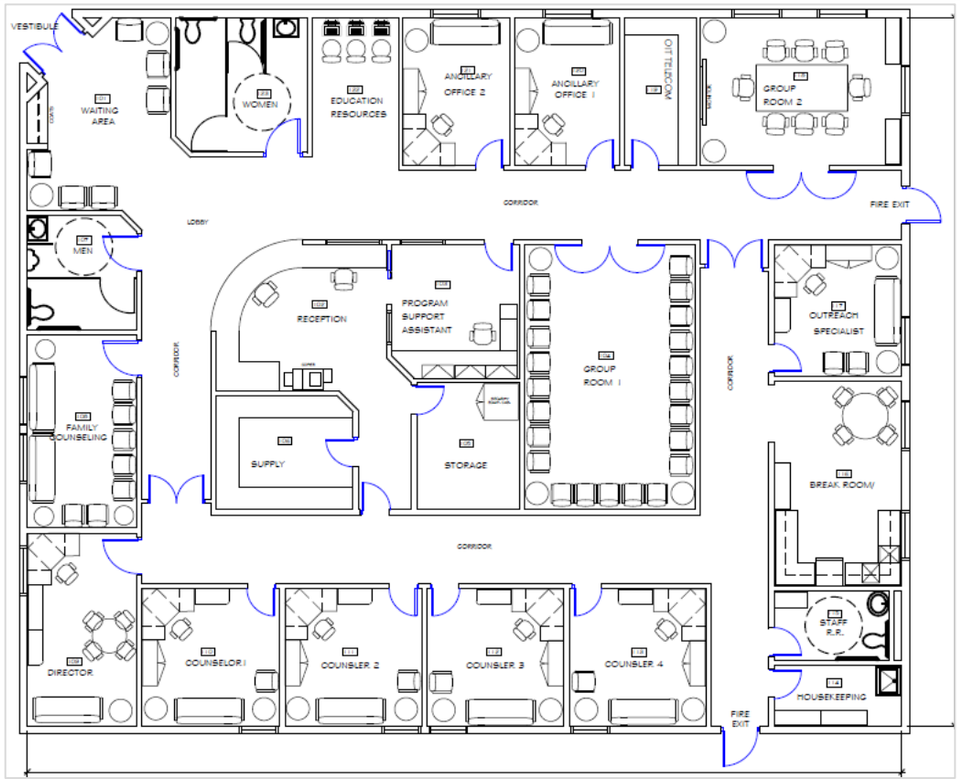

B. ROOM REQUIREMENTS **Room #**

1. EXTERIOR

Electric.	a. Mobile Vet Center (MVC). One (1) Exterior 50 AMP outlet with dedicated circuit for the (MVC) enclosed with weatherproof and locking RV Power Outlet Box; location determined by the VA.	
Safety.	b. Cameras. Exterior cameras provide unobstructed monitoring of pedestrian entrances, exits, and government vehicles.	

Other.	c. Flagpole. - Ability to display an 4x6 American Flag and a 3x5 POW flag underneath, near building main entrance. - Illuminated during the hours of darkness. - Minimum Height 20 feet. - Stainless steel or aluminum in material as per VA Standard Specification section 10 75 00.	
2. ENTRANCE		
Door.	a. Power Assisted Front Entrance Door or Automatic Single Slide Automatic Door System with Safety Sensors and Hardware. 	
Key Control Access.	b. Access-controlled door that utilizes a wireless key fob for entry. c. Video Intercom system to allow VA staff to view, communicate, and open the door remotely before allowing access to space. - Compact intercom - Exterior Entrance (Qty 1) - Compact intercom - Master Station (Qty 2); specific location determined by VA. - Compact intercom - Portable Device. (Qty 2) - Example Brand Name Equal. https://www.2n.com/en-US/products/indoor-stations/2n-indoor-compact/ 	
Other.	d. Vestibule. Located at the public entrance where weather conditions and heat loss are important factors. 	
3. LOBBY, WAITING AREA		

Floor.	a. Luxury Vinyl Tile/Plank 5mm thickness + 20mil wear layer; continues through hallway corridor.	
Wall.	b. Paint all rooms/spaces with primer, two finish coats, and accent wall color; location determined by VA. c. Wall backing and mounting materials for VA furnished TV installed by Lessor; location determined by VA.	
Ceiling.	d. Acoustical Ceiling Panels HIGH-NRC/HIGH-CA; standard size 24’ x24” x 1” with laminated or sealed face and sealed edges.	
Window.	e. Direct window access. f. Window Coverings. Horizontal manual roller shades with solar glare and heat reduction.	
Door.	g. Full-length glass panel. (Qty 2). 	
Sound Isolation.	h. N/A.	
Data.	i. One (1) data outlet behind TV; 60” from the floor to center of TV.	
Electric.	j. One (1) per wall duplex outlet. k. One (1) quadruplex behind the TV; height 60” from the floor to center of TV. l. Cable TV wall jack behind the TV; height 60” from the floor to center of TV.	
Lighting.	m. Multilevel Switching, Dimming & Occupancy.	
Safety.	n. Cameras. Interior cameras to provide unobstructed monitoring of entrances. o. EXIT signs, luminated with battery backup.   	

Key Control Access.	p. Access-controlled door that utilizes a wireless key fob for entry. q. HID Contactless Readers for PIV Solutions https://www.alldataresource.com/assets/hid_global/HID-pivCLASS-Contactless-Readers-Datasheet.pdf	
Other.	r. Corridors are minimum of 5 feet in clear width. s. Vinyl Corner Guards. Mounted at height 48" from top of vinyl base in hallways. t. Wall Backing and Mounting Materials to support 60" VA furnished television installed by Lessor; location determined by VA. u. Universal Thermostat locking clear cover. v. Drinking Fountain. Wall hung stainless Bottle Filling Station Single ADA Cooler; Maintenance/filter replacement by Lessor.  	
Picture Examples.		
3. RESTROOM (UNISEX)		
Floor.	a. Porcelain Floor Tile.	
Wall.	b. Porcelain Wall Tile 4 feet up from the floor, with tile accent strip. c. Paint all rooms/spaces with primer, two finish coats, and accent walls color; location determined by VA.	
Ceiling.	d. Acoustical Ceiling Tile panels HIGH-NRC/HIGH-CAC; standard size 24' x24" x 1" with laminated or sealed face and sealed edges.	
Window.	e. N/A.	
Door.	f. Power Assisted Door for one (1) Unisex/Family Restroom or for both the Women's and Men's Restroom accessible from the lobby.	

Sound Isolation.	g. STC 45.	
Data.	h. N/A.	
Electric.	i. One (1) GFI duplex outlet.	
Lighting.	j. Occupancy Sensor, 30-minute time delay.	
Safety.	k. ADA handicap accessibility to include grab bars at commode for one (1) Unisex/Family Restroom or for both the Women's and Men's Restroom accessible from the lobby. l. Nurse call tone-visual system. The notification sounds in corridors with a visual call light above the room. m. Example. https://www.tektone.com/products/nurse-call-systems/tek-care120/	
Key Control Access.	w. Access-controlled door that utilizes a wireless key fob for entry.	
Other.	n. Toilet. Commercial Grade with automatic toilet flushers. o. Toilet Paper Dispenser. Dual roll p. Toilet Paper Cover Dispenser. Provided, maintained, and refilled by the Lessor. q. Paper Towel Dispenser/Waste Receptacle. Recessed Convertible Paper Towel Dispenser/Waste Receptacle. r. Soap Dispenser. Automated touchless dispenser provided, maintained, and refilled by the Lessor Vanity with sink and structure to hide exposed plumbing. s. Mirror. Minimum of 24"x 36" over sink t. Vanity. u. Coat Hooks. Three (3) coat hooks; location determined by the VA. v. Baby changing station for one (1) Unisex/Family Restroom or for both the Women's and Men's Restroom accessible from the lobby. w. Exhaust Vent.	
Picture Examples.	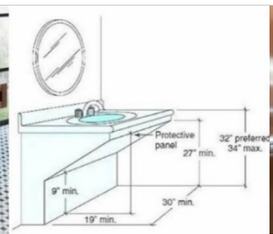   	
5. RECEPTION / PROGRAM SUPPORT ASSISTANT		
Floor.	a. Luxury Vinyl Tile 5mm thickness + 20mil wear layer.	

Wall.	b. Paint all rooms/spaces with primer, two finish coats, and accent walls color; location determined by VA.	
Ceiling.	c. Acoustical Ceiling Tile panels HIGH-NRC/HIGH-CAC, standard size 24’ x24” x 1” with laminated or sealed face and sealed edges.	
Window.	d. Horizontal manual roller shades with solar glare and heat reduction. e. Glass transaction window to the lobby area.  	
Door.	f. Solid Core Wood Door with sound proofing jamb seal, threshold seal, and soft closing door feature.	
Sound Isolation.	g. STC 45.	
Data.	h. Two (2) data outlets next to quad Electrical outlets at program support assistant. i. Two (2) data outlets at counter height at reception counter.	
Electric.	j. Two (2) quad outlets next to duplex Data outlets. k. Two (2) duplex outlets at counter height at reception counter.	
Lighting.	l. Multilevel Switching, Dimming & Occupancy.	
Safety.	m. Duress Alarm. Duress Alarm Wireless transmitter device. n. Video Intercom. System to allow VA staff to view, communicate, and open the door remotely before allowing access to space. - Compact intercom - Exterior Entrance (Qty 1) - Compact intercom - Master Station (Qty 2); specific location determined by VA. - Compact intercom - Portable Device. (Qty 2) - Example Brand Name Equal. https://www.2n.com/en-US/products/indoor-stations/2n-indoor-compact/ 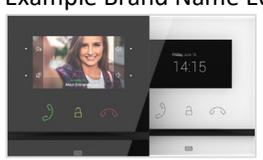	
Key Control Access.	o. Access-controlled door that utilizes a wireless key fob for entry.	

Other.	p. Countertop. Solid Surface Quartz Countertop utilizing concealed mounting brackets. q. Reception area is contiguous with the Program Support Assistant, examples below. 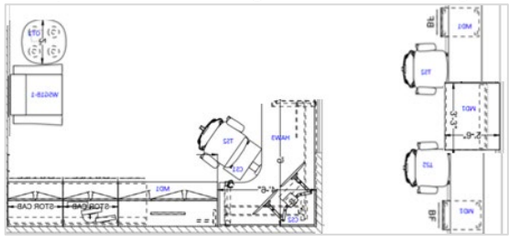	
6. OFFICE	**Quantity: Refer to the Exhibit – Space Requirements; the requirements for each room.**	
Floor.	a. Carpet Tile.	
Wall.	b. Paint all rooms/spaces with primer, two finish coats, and accent walls color; location determined by VA.	
Ceiling.	c. Acoustical Ceiling Tile panels HIGH-NRC/HIGH-CAC, standard size 24’ x24” x 1” with laminated or sealed face and sealed edges.	
Window.	d. Window Coverings. Horizontal manual roller shades with solar glare and heat reduction.	
Door.	e. Solid Core Wood Door with sound proofing jamb seal, threshold seal, and soft closing door feature.	
Sound Isolation.	f. STC 45.	
Data.	g. Two (2) data outlets next to quad Electrical outlets.	
Electric.	h. Two (2) quad outlets next to duplex Data outlets. i. Two (2) duplex outlets on the opposite walls. j. Typical office layout diagram with data and electric placement. 	

Lighting.	k.	Multilevel Switching, Dimming & Occupancy.	
Safety.	l.	Duress Alarm. Wireless transmitter device.	
Key Control Access.	m.	Access-controlled door that utilizes a wireless key fob for entry.	
Other.	n.	Coat Hooks. Three (3) coat hooks; location determined by the VA.	
Picture Examples.			
7. GROUP THERAPY ROOM		**Qty: Three (3) Group Rooms - requirements for each room.**	
Floor.	a.	Carpet Tile.	
Wall.	b.	Paint all rooms/spaces with primer, two finish coats, and accent walls color; location determined by VA.	
Ceiling.	c.	Acoustical Ceiling Tile panels HIGH-NRC/HIGH-CAC, standard size 24' x24" x 1" with laminated or sealed face and sealed edges.	
Window.	d.	Window Coverings. Horizontal manual roller shades with solar glare and heat reduction.	
Door.	e.	Solid Core Wood Door with sound proofing jamb seal, threshold seal, and soft closing door feature.	
Sound Isolation.	f.	STC 45.	
Data.	g.	Four (4) data outlets; one on each wall.	
Electric.	h. i. j. k.	Four (4) duplex outlets; one on each wall, next to data outlets. Wall backing and mounting materials for VA furnished TV installed by Lessor; location determined by VA. One (1) quadruplex behind the TV; height 60" from the floor to center of TV. Cable TV wall jack behind the TV; height 60" from the floor to center of TV.	
Lighting.	l.	Multilevel Switching, Dimming & Occupancy.	

Safety.	m. Duress Alarm. Hardwired transmitter device with protective clear cover.	
Key Control Access.	x. Access-controlled door that utilizes a wireless key fob for entry.	
Other.	n. Coat Hooks: Three (3) coat hooks; location determined by the VA.	
Picture Examples.		
8. KITCHEN BREAK ROOM		
Floor.	a. Luxury Vinyl Tile 5mm thickness + 20mil wear layer.	
Wall.	b. Paint all rooms/spaces with primer, two finish coats, and accent walls color; location determined by VA.	
Ceiling.	c. Acoustical Ceiling Tile panels HIGH-NRC/HIGH-CAC, standard size 24' x24" x 1" with laminated or sealed face and sealed edges.	
Window.	d. N/A.	
Door.	e. Solid Core Wood Door with sound proofing jamb seal, threshold seal, and soft closing door feature.	
Sound Isolation.	f. N/A.	
Data.	g. N/A.	
Electric.	h. One (1) duplex GFI outlet for the refrigerator i. Two (2) duplex GFI outlets at counter height; 48" from floor; locations determined by VA. j. Three (3) duplex outlets, one on each wall, 18" from floor.	
Lighting.	x. Occupancy Sensor, 30-minute time delay.	
Safety.	k. Duress Alarm. Hardwired transmitter device.	

Key Control Access.	y. Access-controlled door that utilizes a wireless key fob for entry.	
Other.	l. Coat Hooks. Three (3) coat hooks; location determined by the VA. m. Cabinets. Upper and lower kitchen cabinets. n. Countertop. Minimum 10’ feet solid surface Quartz countertop. a. Sink. Double compartment stainless sink. Provided by Lessor. o. Garbage Disposal. Provided by Lessor. b. Refrigerator. Refrigerator in Fingerprint Resistant Stainless, 25 cu. Ft. capacity minimum with ice maker, provided by Lessor. c. Microwave. Countertop Microwave in Fingerprint Resistant Stainless, 1.6 cu. Ft. capacity-1000 Watts minimum, provided by Lessor. d. Dishwasher. Fingerprint Resistant Stainless, provided by the Lessor.	
Picture Examples.		
9. HOUSEKEEPING		
Floor.	a. Sealed concrete floor.	
Wall.	b. Paint all rooms/spaces with primer, two finish coats.	
Ceiling.	c. Acoustical Ceiling Tile panels HIGH-NRC/HIGH-CAC; standard size 24’ x24” x 1” with laminated or sealed face and sealed edges.	
Window.	d. N/A.	
Door.	e. Solid Core Wood Door.	
Sound Isolation.	f. N/A.	
Data.	g. N/A.	
Electric.	h. One (1) GFCI outlet.	
Lighting.	i. Occupancy Sensor.	

Safety.	j. N/A.	
Key Control Access.	z. Access-controlled door that utilizes a wireless key fob for entry.	
Other.	k. Shelving. Adjustable wire shelving on two walls. l. Sink. Mop Sink. 	
10. SUPPLY ROOM		
Floor.	a. Luxury Vinyl Tile (LVT) 5mm thickness + 20mil wear layer.	
Wall.	b. Paint all rooms/spaces with primer, two finish coats, and accent walls color; location determined by VA.	
Ceiling.	c. Acoustical Ceiling Tile panels HIGH-NRC/HIGH-CAC, standard size 24' x24" x 1" with laminated or sealed face and sealed edges.	
Window.	d. N/A.	
Door.	e. Solid Core Wood Door with sound proofing jamb seal, threshold seal, and soft closing door feature.	
Sound Isolation.	f. N/A.	
Data.	g. Two (2) data outlets, next to quadraplex electrical outlets.	
Electric.	h. Two (2) quadraplex outlets, next to data outlets. Two (2) duplex outlets at counter height, 48" from the floor.	
Lighting.	i. Occupancy Sensor.	
Safety.	j. N/A.	
Key Control Access.	k. Access-controlled door that utilizes a wireless key fob for entry.	
Other.	l. Cabinets. Casework cabinetry and counter provided by VA furniture vendor. m. Lessor provided and installed independent network switch and IP address to support the Cable television, Business High Speed Internet Wi-Fi Router, and Security Alarm Control Panel; final location determined by VA.	

Picture Examples.	 	
10. STORAGE ROOM		
Floor.	a. Luxury Vinyl Tile (LVT) 5mm thickness + 20mil wear layer.	
Wall.	b. Paint all rooms/spaces with primer, two finish coats, and accent walls color; location determined by VA.	
Ceiling.	c. Acoustical Ceiling Tile panels HIGH-NRC/HIGH-CAC; standard size 24’ x24” x 1” with laminated or sealed face and sealed edges.	
Window.	d. No Windows.	
Door.	e. Solid Core Wood Door with sound proofing jamb seal, threshold seal, and soft closing door feature.	
Sound Isolation.	f. N/A.	
Data.	g. Two (2) data outlets; locations determined by VA.	
Electric.	h. Four (4) duplex outlets, one per wall next to data outlets.	
Lighting.	i. Occupancy Sensor.	
Safety.	j. N/A.	
Key Control Access.	k. Access-controlled door that utilizes a wireless key fob for entry.	
Other.	l. Telecommunication Enclosure (TE) to be in located this space.	
11. TELECOMMUNICATIONS		
Telecommunication Enclosure (TE).	a. Telecommunication Enclosure (TE). Refer to SOW ASR-D Design Guide for Telecommunications Enclosure PG-18-12 Appendix G.	

Telecommunication Data Outlets, Connected to VA Network	a. Standard Data Outlets: Each data outlet device location will have four (4) Work Area Outlet (WAO) Standard Density design cable runs that terminate on the high-density rack mounted patch panel in the Telecommunications Room. b. Wall Mounted Phones: Any jacks for wall mounted phones should have 1 data cable to support VoIP, and be on a 1 port metal plate, and accommodate RJ45. Cabling must be installed according to BISCI standards. c. All permanent link cabling from the Telecommunications Room to the outlet require continuous runs with no splices and be less than 295'. d. Patch Panels, jacks, and cables require CAT 6A and shall be tested and certified; test results provided to VA COR. e. Provide flush/surface mounted single-gang outlet boxes with four-port base plates and applicable wall device faceplates. f. Provide and install all cable runs throughout the space and terminate in the Telecommunications Enclosure. g. VA naming and labeling conventions in section 5.1.5, *Information Transport Systems Equipment and Component Labeling*, of the Infrastructure Standard for Telecommunications Spaces. h. Attached labels at the patch panel and wall plate; easily visible and printed, hand-written labels are prohibited.	
12. FINISHES		
Color Board	a. The Lessor shall provide physical samples for VA final approval; VA will provide a digital Color Board. RCS CAM. INSTRUCTIONS. Color Board Finishes b. Repaint the space every 5 years. Lessor shall maintain all wall covering and paint coatings in "like new" condition for the life of the Lease. All repainted surfaces are at Lessor's expense, including the moving and returning of furnishings. c. Replace flooring in space every 5 years. Lessors shall repair or replace flooring in "like new" condition during the life of the. All repaired or replaced flooring surfaces are at Lessor's expense, including the moving and returning of furnishings.	
13. SOUND ISOLATION		
Sound Transmission Class (STC)	a. STC 45 in Restrooms, Offices, and Group Rooms. b. Sound Acoustic Field Study. Lessor to conduct a Sound Acoustic Field Study to assure the acoustic requirements met the Vet Center specific requirements. Examples which may help achieve a sound resistant enclosure; these are not the requirements*:*	

	- Install sound and noise-blocking wall construction between rooms and in the ceiling. - Door Thickness 2 ¼”-2 ¾” - Sound Dampening Cores, Soundproof door jamb and threshold seal - Rockwool Sound insulation - Acoustical Ceiling Insulation 3 ½” - Acoustic Ceiling Panel Tiles - Walls Floor to Deck - Walls 12-18” above ceiling - 5/8” Metal Studs 20-24” spacing - QuietRock Drywall 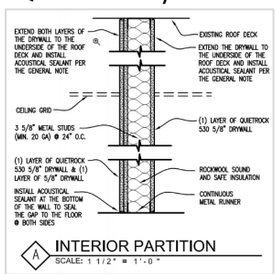	
14. SOUND MASKING SYSTEM		
	a. Provide and install a sound masking system using a series of loudspeakers installed in a grid-like pattern in the ceiling. b. System zones to control volume and frequency in the lobby, corridors, and group rooms; control system location determined by VA. c. Example Brand Name Equal. Cambridge Qt X 300/300D control module is a compact three-zone networkable controller suitable for installations of up to 36,000 square feet (3,345 m^2). Each zone can be independently adjusted for masking with two auxiliary audio inputs to allow for distribution of audio from paging controllers and/or (background) music players; controls up to three zones of Qt standard or active Qt Emitters.	
15. SIGNAGE		
Exterior Signage	a. Refer to Exhibit SOW ASR-B RCS Exterior Signage Guide for specifications and requirements associated with the exterior signage. b. Preferred Option is luminated dusk to dawn Vet Center logo on building, above the entrance. c. VA approval required prior to fabrication and installation d. Signage shall be legible from main serving road. e. Signage shall comply with local municipality codes, maximum size in accordance with local building code.	

		
Main Entry Door	f. Refer to Exhibit SOW ASR-B RCS Exterior Signage Guide for specifications and requirements associated with the entry door decal signage. 	
Interior Signage	g. Refer to Exhibit SOW ASR-B RCS Interior Signage Guide for specifications and requirements associated with ADA compliant interior signage.	
16. SECURITY		
Facility Security Level (FSL) II.	a. Refer to Facility Security Level (FSL) requirements exhibit included in the lease for all shell and tenant improvements requirements. b. Lessor to design, provide equipment, install, maintain, and complete software updates. c. No public access to the offices will be allowed. d. Security System Monitoring and Maintenance provided by the Lessor and paid through the annual rent. e. Security system tested quarterly by the Lessor; a copy of the report sent to VA.	

VIDEO SURVEILLANCE SYSTEM (VSS).	f. Lessor to design, provide equipment, install, complete software updates and provide preventive maintenance for all security systems. g. Provide independent network switch and IP address to support the system; location determined by VA (Supply/Storage Room). h. Single cabinet, stand-alone browser-based system. i. System reports to a master station with monitor; location determined in coordination with the VA. j. System supports the entry control system, 30-day time-lapse video recording. k. System testing is required prior to occupancy. l. Cameras (exterior) installed to provide unobstructed coverage of pedestrian entrances and exits. m. Cameras (interior) installed in the waiting/lobby, the main corridors, and telecommunications room entrance.	
ACCESS CONTROL.	n. Video Intercom. System to allow VA staff to view, communicate, and open the door remotely before allowing access to space. - Compact intercom - Exterior Entrance (Qty 1) - Compact intercom - Master Station (Qty 2); location determined by VA. - Compact intercom - Portable Device. (Qty 2) - Example Brand Name Equal. https://www.2n.com/en-US/products/indoor-stations/2n-indoor-compact/ 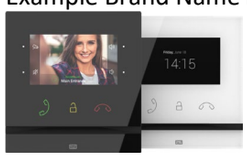	
INTRUSION DETECTION SYSTEM (IDS).	o. Locally sounding audible alarm throughout space activate upon illegal/unauthorized entry. p. Remote visual and audio annunciators located within the facility which ensures 24-hour monitoring. q. Alarm system keypad to arm/disarm IDS at interior employee entrance/exit; location determined by VA. r. Alarm sensors on all exterior doors and windows, and telecommunication room door. s. Motion sensors cover the lobby, main corridors, and telecommunication room. t. Employee access code updates coordinated with Lessor as required for the duration of lease term.	
DURESS ALARM.	u. Lessor to design, provide equipment, install, maintain, and complete software updates for the Duress Alarm system. v. Interface with the Intrusion Detection System. w. System reports to master station. Master station displays the transmitter device location upon call notification; location determined by VA. x. Each transmitter device is individually zoned. y. Hardwired duress alarm installed in each restroom and group room. z. Wireless duress alarm installed at reception desk and in each office. aa. When activated, a notification sounds through the hallways/corridors, and the central monitoring center is alerted. bb. Duress Alarm System alerts the alarm company, which then contacts the Vet Center to determine the required course of action.	
NURSE CALL.	cc. Nurse call tone-visual system. The notification sounds in corridors and at master station dd. Dome visual call light above the room. ee. Pull-cord stations.	

VET CENTER EST. 1979

Vet Center External Signage Guide

AUGUST 2025

Purpose

The U.S. Department of Veterans Affairs (VA) Veterans Health Administration (VHA) Readjustment Counseling Service (RCS) created this ***Vet Center Exterior Signage Guide*** to provide guidance on all exterior signage related to the Vet Center brand. This guide shall serve as the official directive and final authority for all Vet Center signage standards until a revised version is issued and released.

All exterior sign applications must comply with these standards without exception. Alteration of Vet Center logo colors or design is prohibited unless otherwise stated in the following documentation. All signs must be in accordance with the local code and landlord specifications.

NOTE: VA will approve all signage design schematics prior to fabrication and installation.

Variation shall not exist outside these design specifications without prior authorization. Sign vendor or lessor shall contact the Contracting Officers Representative (COR) for review and approval of any modifications through VA's Readjustment Counseling Service Communications Office.

Table of Contents

Purpose 1

Vet Center Exterior Signage Requirements 4

Exterior Signage: Preferred Application 6

Channel Letters on Raceway 6

Channel Letters on Raceway Specifications 7

Exterior Signage: Secondary Applications 8

Lightbox and Multi-Tenant Signs 8

Single Tenant Monument and Pylon Signs 10

Restrictive Tenant Panel Sign 12

No Building, Monument, or Pylon Signage

Exterior Panel Sign 14

Door Decal Signage 16

GENERAL REQUIREMENTS

1. Install time and design/specifications must be included in bid quote but be listed as separate line items.

2. This service order and installation shall be coordinated with Contracting Officers Representative (COR).

3. The installation shall occur and be completed Monday-Friday between the hours of 8:00 AM-4:30 PM.

4. Deliveries must be scheduled through the COR before installation.

5. Confirmation from vendor shall be sent via email to COR who will inspect that all products are installed 100%. Upon completion of inspection, the COR will email the Contracting Officer authorizing that products have been received complete and that payment can be released.

6. Any damage to the Vet Center facility incurred through the installation process must be repaired within 30 days at the vendor's expense.

EXTERIOR SIGNAGE REVIEW

- Lessor shall provide samples for the VA to review and approve prior to fabrication.
- Lessor shall provide Vet Center logo Exterior Signage on the Building Exterior as well as Door Decal signage.
- Lessor shall provide Vet Center logo Exterior Signage on Marquee.
- Lessor shall provide Vet Center logo Exterior Signage, Monument sign.
- Lessor shall develop, provide, deliver, stage/move, and install the new exterior sign.
- Lessor shall provide all the equipment, cabling, labor, materials, and sign.
- Signage shall be legible from main serving road.
- Signage shall comply with local municipality's codes and specifications.

SIZE: Maximum size in accordance with local building code.

PREFERRED EXTERIOR SIGNAGE APPLICATION: CHANNEL LETTERS ON A RACEWAY

Every effort shall be made to construct channel letters on a raceway, as this is the preferred application. In all cases where the channel letters on raceway sign is constructed for a building exterior, the exterior sign should be raceway mounted, with the raceway color matching the face of the building. The power connectors for the logo's star and red stripe shall be remote mounted with external power links.

LIGHTING: In the case where illuminated signage is not permitted by ordinance, ½" thick stud-mounted acrylic letters shall be used.

Channel Letters on a Raceway Signs

CHANNEL LETTERS ON A RACEWAY

COLOR SPECIFICATIONS FOR CHANNEL LETTERS ON A RACEWAY SIGN

NOTE: The black outline is for visual reference only - trim cap is to be white. Pigmented vinyl or printed translucent vinyl application shall be used. If using printed translucent vinyl applications, the vinyl should be printed with an image-white-image process to ensure color consistency and density when the sign is illuminated. The image should be printed in color, overprinted in white, and overprinted again in color to avoid appearance of color washout when illuminated.



LIGHT BLUE- PANTONE 7461C
CMYK: 96 42 6 0

DARK BLUE- PANTONE 647C
CMYK: 91 63 20 4

RED- PANTONE 1797C
CMYK: 13 94 83 3

BUILD SPECIFICATIONS FOR CHANNEL LETTERS ON A RACEWAY SIGN

CHANNEL LETTER FACES:
Channel letter faces should have a minimum 3/8th of an inch white reveal around the colored overlays.

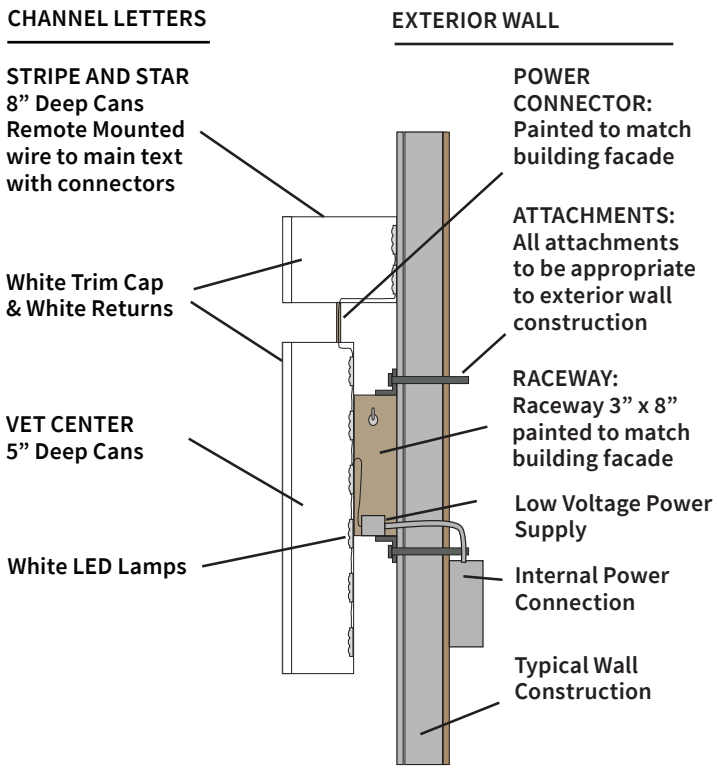

MATERIAL SPECIFICATONS FOR CHANNEL LETTERS ON A RACEWAY SIGN

Colors are to be pigmented Translucent Vinyl over White Acrylic Faces with a minimum of 3/8th of an inch white reveal around each colored area. Trim cap and returns shall be white. White LED Illumination. Raceway mounted channel letters with raceway to match building. Each letter should be one piece, with vinyl and white space used to simulate the stencil effect.

SECONDARY EXTERIOR SIGNAGE APPLICATION: LIGHTBOX AND MULTI-TENANT DESIGN

In the case where the preferred application of the channel letters on a raceway sign is not possible, the secondary application choice is a lightbox and multi-tenant design. Where a lightbox sign is the only choice available, the logo design shall appear as shown in the color specifications for lightbox and multi-tenant design.

LIGHTING: Determined by existing signage.

Lightbox and Multi-Tenant Design Signs



LIGHTBOX AND MULTI-TENANT SIGN

COLOR SPECIFICATIONS FOR LIGHTBOX AND MULTI-TENANT SIGN

NOTE: The black outline is for visual reference only - trim cap is to be white. Pigmented vinyl or printed translucent vinyl application shall be used. If using printed translucent vinyl applications, the vinyl should be printed with an image-white-image process to ensure color consistency and density when the sign is illuminated. The image should be printed in color, overprinted in white, and overprinted again in color to avoid appearance of color washout when illuminated.



LIGHT BLUE- PANTONE 7461C
CMYK: 96 42 6 0

DARK BLUE- PANTONE 647C
CMYK: 91 63 20 4

RED- PANTONE 1797C
CMYK: 13 94 83 3

BUILD SPECIFICATIONS FOR LIGHTBOX AND MULTI-TENANT SIGN

PREFERRED DESIGN - NEW SIGNS

Due to the restrictive nature of sign codes and available space, accomodations have been made to allow a slightly smaller clear space but not to exceed the height or width of the star at scale.





Clear space around logo cannot exceed the height or width of the star at scale within the lightbox space.

ALLOWABLE EXCEPTIONS: Maximizing Available Space

In the case where the logo design cannot expand symmetrically to the size of the lightbox, exceptions are allowed to maximize the logo design in either the height or the width of the lightbox space.

Logo maximized to fit allowable lightbox height.



Logo maximized to fit allowable lightbox width.

MATERIAL SPECIFICATONS FOR LIGHTBOX AND MULTI-TENANT SIGN

Pigmented vinyl or printed translucent vinyl application shall be used. If printing the image is required, the colors must match the specifications shown. Sign shall match existing site signage. New polycarbonate or acrylic panels shall be used.

SECONDARY EXTERIOR SIGNAGE APPLICATION: SINGLE TENANT MONUMENT AND PYLON SIGNS

In the case where the preferred application of the channel letters on a raceway sign is not possible, another secondary application choice is a single tenant monument or pylon sign design. The logo design shall appear as shown in the color specifications. If the sign face is wide and short, the vendor shall maximize the size of the logo leaving an appropriate amount of white space around the logo as indicated in the build specifications guidance.

LIGHTING: Determined by existing signage.

Single Tenant Monument and Pylon Signs

SINGLE TENANT MONUMENT AND PYLON SIGN

COLOR SPECIFICATIONS FOR SINGLE TENANT MONUMENT AND PYLON SIGN

NOTE: The black outline is for visual reference only - trim cap is to be white. Pigmented vinyl or printed translucent vinyl application shall be used. If using printed translucent vinyl applications, the vinyl should be printed with an image-white-image process to ensure color consistency and density when the sign is illuminated. The image should be printed in color, overprinted in white, and overprinted again in color to avoid appearance of color washout when illuminated.



LIGHT BLUE- PANTONE 7461C
CMYK: 96 42 6 0

DARK BLUE- PANTONE 647C
CMYK: 91 63 20 4

RED- PANTONE 1797C
CMYK: 13 94 83 3

BUILD SPECIFICATIONS FOR SINGLE TENANT MONUMENT AND PYLON SIGN

PREFERRED DESIGN - NEW SIGNS

Due to the restrictive nature of sign codes and available space, accomodations have been made to allow a slightly smaller clear space but not to exceed the height or width of the star at scale.





Clear space around logo cannot exceed the height or width of the star at scale within the lightbox space.

ALLOWABLE EXCEPTIONS: Maximizing Available Space

In the case where the logo design cannot expand symmetrically to the size of the lightbox, exceptions are allowed to maximize the logo design in either the height or the width of the lightbox space.

Logo maximized to fit allowable lightbox height.



Logo maximized to fit allowable lightbox width.

MATERIALS FOR SINGLE TENANT MONUMENT AND PYLON SIGN

Pigmented vinyl or printed translucent vinyl application shall be used. If printing the image is required, the colors must match the specifications shown. Sign shall match existing site signage. New polycarbonate or acrylic panels shall be used.

Restrictive Tenant Panel

SECONDARY EXTERIOR SIGNAGE APPLICATION: RESTRICTIVE TENANT PANEL SIGNS

In the case where the preferred application of the channel letters on a raceway sign is not possible, a secondary application choice is a restrictive tenant panel sign. When there is nothing but a solid, non-illuminated panel to use (common in office complexes, with multi-tenant panels) the words “Vet Center” shall be used in the appropriate color and font for that sign. Wherever possible, the logo shall be shown. When the logo cannot be used, the words “Vet Center” shall be used.

LIGHTING: Determined by existing signage.

Restrictive Tenant Panel Signs

RESTRICTIVE TENANT PANEL SIGN

COLOR SPECIFICATIONS FOR RESTRICTIVE TENANT PANEL SIGN

NOTE: The black outline is for visual reference only - trim cap is to be white. Pigmented vinyl or printed translucent vinyl application shall be used. If using printed translucent vinyl applications, the vinyl should be printed with an image-white-image process to ensure color consistency and density when the sign is illuminated. The image should be printed in color, overprinted in white, and overprinted again in color to avoid appearance of color washout when illuminated.



LIGHT BLUE- PANTONE 7461C
CMYK: 96 42 6 0

DARK BLUE- PANTONE 647C
CMYK: 91 63 20 4

RED- PANTONE 1797C
CMYK: 13 94 83 3

BUILD SPECIFICATIONS FOR RESTRICTIVE TENANT PANEL SIGN

PREFERRED DESIGN - NEW SIGNS

Due to the restrictive nature of sign codes and available space, accomodations have been made to allow a slightly smaller clear space but not to exceed the height or width of the star at scale. **When possible, follow the guidelines for logo spacing within the restricitve tenant panel.**





Clear space around logo cannot exceed the height or width of the star at scale within the lightbox space.

ALLOWABLE EXCEPTIONS: Maximizing Available Space

In the case where the logo design cannot expand symmetrically to the size of the lightbox, exceptions are allowed to maximize the logo design in either the height or the width of the lightbox space.

Logo maximized to fit allowable lightbox height.



Logo maximized to fit allowable lightbox width.

MATERIAL SPECIFICATIONS FOR RESTRICTIVE TENANT PANEL SIGN

The materials should match the existing signage, and can range from cut vinyl lettering to routed/engraved tenant panels.

SECONDARY EXTERIOR SIGNAGE APPLICATION: EXTERIOR POSTED PANEL SIGN

Where there is no ability to place a channel lettering on raceway sign, monument sign, or pylon sign, thus restricting you to a sign by the entrance door, an exterior posted panel sign shall be used. If space is not available by the entrance door, a non-illuminated post and panel sign shall be constructed outside of the building, near the main entrance. All exterior Vet Center signage within a facililty, i.e. medical building, must comply with regulations set forth by the Americans with Disabilities Act (ADA) and include braille, as required.

LIGHTING: Determined by signage placement.

Exterior Posted Panel Sign - Entrance Door or Nearby



Entrance Panel Sign

EXTERIOR POSTED PANEL SIGN - ENTRANCE DOOR OR NEARBY

COLOR SPECIFICATIONS FOR ENTRANCE PANEL SIGN

NOTE: The black outline is for visual reference only - trim cap is to be white. Pigmented vinyl or printed translucent vinyl application shall be used. If using printed translucent vinyl applications, the vinyl should be printed with an image-white-image process to ensure color consistency and density when the sign is illuminated. The image should be printed in color, overprinted in white, and overprinted again in color to avoid appearance of color washout when illuminated.



LIGHT BLUE- PANTONE 7461C
CMYK: 96 42 6 0

DARK BLUE- PANTONE 647C
CMYK: 91 63 20 4

RED- PANTONE 1797C
CMYK: 13 94 83 3

BUILD SPECIFICATIONS FOR ENTRANCE PANEL SIGN

ACCEPTABLE SIGN DESIGN

12”w x 8” h





19” w x 6” h

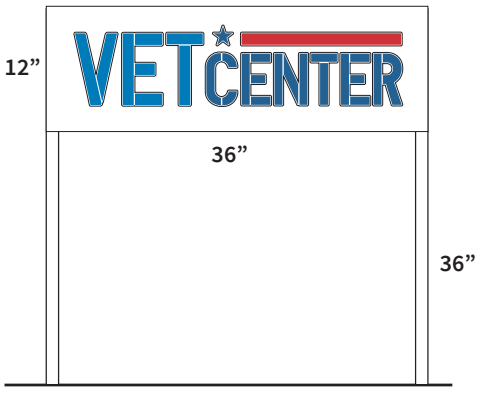

A 2” d x 12” h x 36” w aluminum post and panel with internal 2” square posts is required. The sign base shall be no less than 24” above grade. (This is not to be confused with a directional sign.)

MATERIAL SPECIFICATIONS FOR ENTRANCE PANEL SIGN

Pigmented vinyl or printed translucent vinyl application shall be used. If printing the image is required, the colors must match the specifications shown. Sign shall match existing site signage. New polycarbonate or acrylic panels shall be used.

DOOR DECAL SIGNAGE

The Lessor shall provide signage on the main entrance door. The door decal shall be printed on a clear background. A white poster-like background for the door decal display is unacceptable. The Vet Center Call Center number shall be shown as the numeric 1-877-927-8387 only. Avoid use of the "WAR-VETS" phonewords. A full-color Vet Center logo shall be used with an accompanying "Connection. Camaraderie. Community." slogan in white. Alterations to this brand shall not be made. If other building notices are needed, such as an automatic door symbol, spacing accommodations can be made. For the Veterans Crisis Line, refer to the build specifications and use "Dial 988" instead of "Call 1-800-273-8255."

Accompanying font: Zilla Slab preferred; Rockwell is an approved alternative.

Door Decal Signage

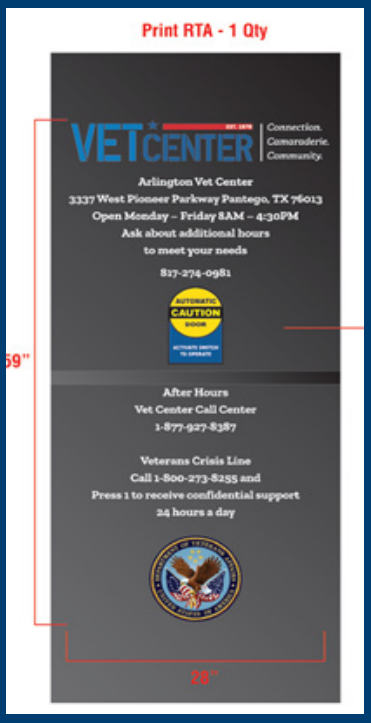

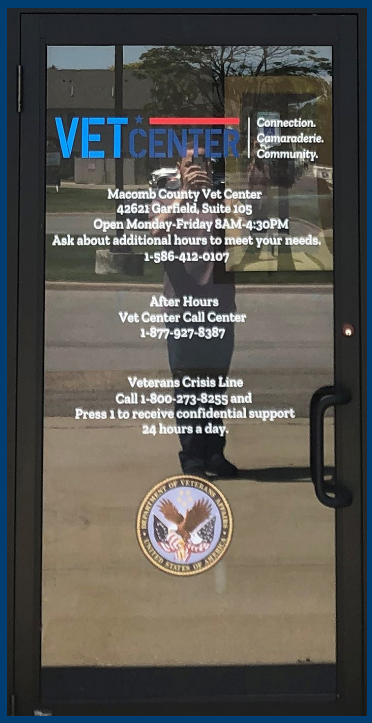

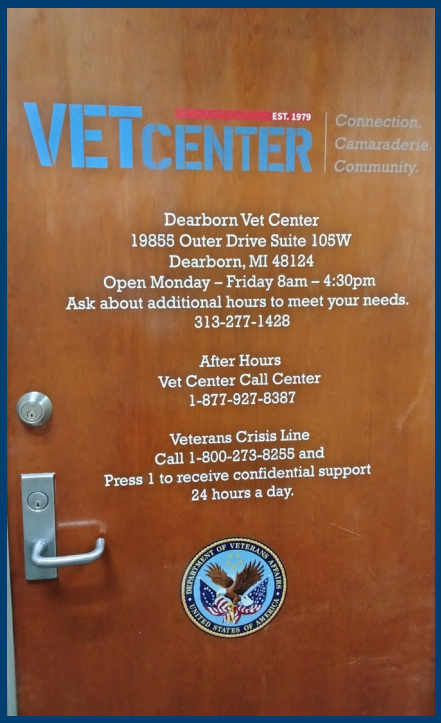

NOTE: (Above left) Spacing accomodations for automatic door symbol may be made. (Below) The door decal shall be printed on a clear background. A white poster-like background or a white stroke around the lettering is unacceptable.



DOOR DECAL SIGNAGE

COLOR SPECIFICATIONS FOR DOOR DECAL SIGNAGE

NOTE: The black background is for visual reference only. An additional white stroke around the letters of the Vet Center slogan logo should not be added for the purposes of the door decal. This differs from other designs used for prominent exterior signage.

LIGHT BLUE- PANTONE 7461C
CMYK: 96 42 6 0

DARK BLUE- PANTONE 647C
CMYK: 91 63 20 4

RED- PANTONE 1797C
CMYK: 13 94 83 3

BUILD SPECIFICATIONS FOR DOOR DECAL SIGNAGE

VET CENTER EST. 1979 | Connection. Camaraderie. Community.

Hilo Vet Center
70 Lanihuli Street, Suite 102, Hilo, HI 96720
Open Monday - Friday 8:00 A.M. - 4:30 P.M.
Ask about additional hours to meet your needs
808-969-3833
www.va.gov/Hilo-Vet-Center

After Hours
Vet Center Call Center
1-877-927-8387

Veterans Crisis Line
Dial 988 and Press 1 to recieve
confidential support 24 hours a day.

[Vet Center Slogan Logo]

[Vet Center or Vet Center Outstation Name]
Greatest Vet Center Outstation
[Vet Center Address] 123 Lane, Greatest City, VA 12345
[Core Hours] Open Monday-Friday 8:00 A.M. - 4:30 P.M.
Ask about additional hours to meet your needs
[Vet Center Office Phone Number] (012) 345-6789
[Vet Center website] www.va.gov/Hilo-Vet-Center

After Hours
Vet Center Call Center
1-877-927-8387

Veterans Crisis Line
Dial 988 and Press 1 to receive
confidential support 24 hours a day.

[VA Seal]

MATERIAL SPECIFICATIONS FOR DOOR DECAL SIGNAGE

Digitally printed on clear vinyl application shall be used. The colors must match the color specifications of the logos.

VET CENTER
EST. 1979

VA | U.S. Department of Veterans Affairs

VET CENTER
EST. 1979

Vet Center Internal Signage Guide

JANUARY 2025

VA Signage Design Manual
Section 2.3 Mandatory VA Policy & Directive Signage Guidelines
https://www.cfm.va.gov/til/dManual/dmSignage.pdf

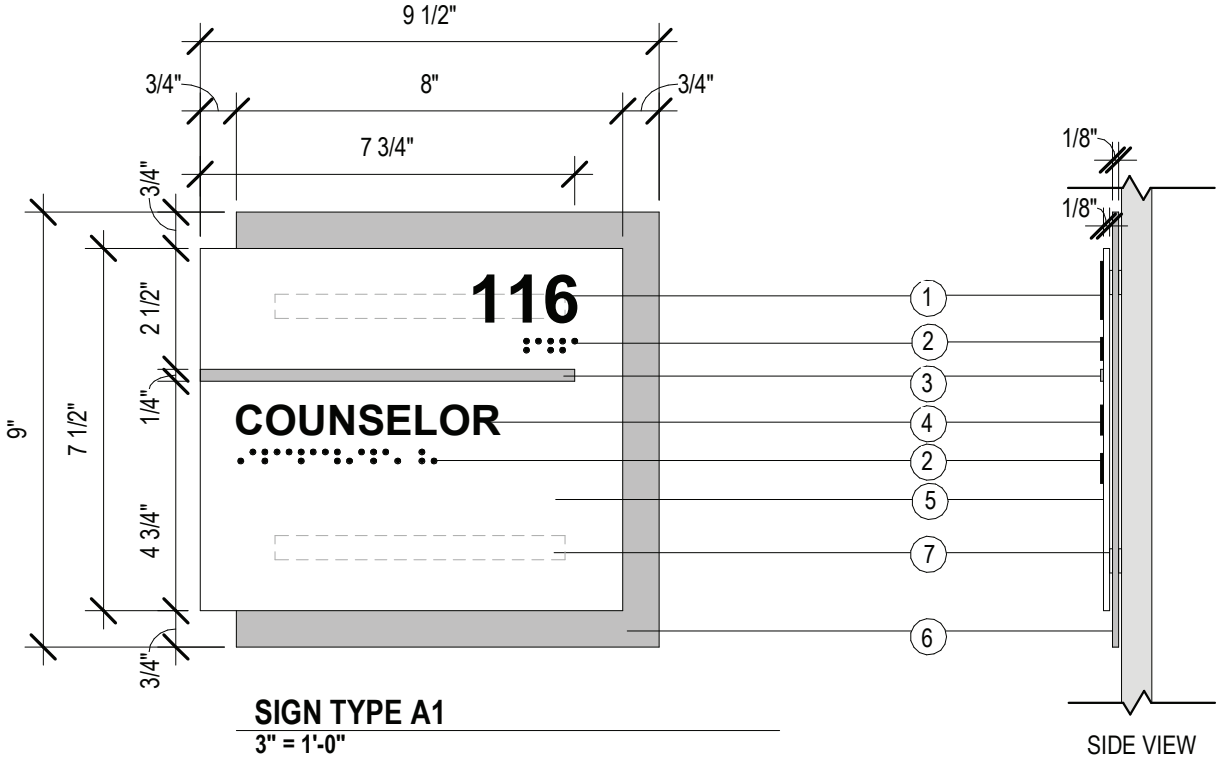

SIGN TYPE A1
3" = 1'-0"

SIDE VIEW

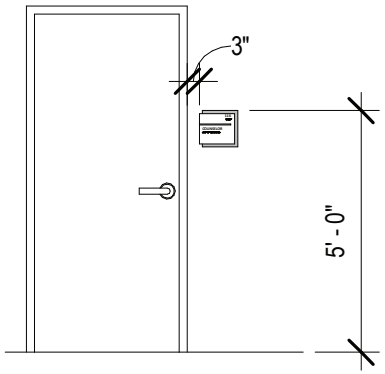

INSTALLATION DETAIL - TYPE A1
1/4" = 1'-0"

1. TYPE: 1/16" RAISED ACRYLIC
   COLOR: BLACK
   TEXT: 1" HELVETICA
2. TYPE: GRADE 2 RAISED BRAILE
   COLOR: BLACK
3. TYPE: 1/16" BRUSHED METAL FACE ACCENT BAR, SET INTO CLEAR PANEL
   COLOR: BRUSHED NICKEL
4. TYPE: 1/16" RAISED ACRYLIC
   COLOR: BLACK
   TEXT: 5/8" HELVETICA
5. TYPE: 1/8" ACRYLIC PANEL
   COLOR: FROSTED W/ WHITE BACK, 50% TRANSPARENT
6. TYPE: 1/8" ACRYLIC PANEL W/ BRUSHED METAL FACE
   COLOR: BRUSHED NICKEL
7. DOUBLE SIDED FOAM TAPE BETWEEN PANELS AND TO WALL INSTALLATION

Sheet Title:
SIGNAGE TYPE A1

Sheet No.:
VC - 01.01

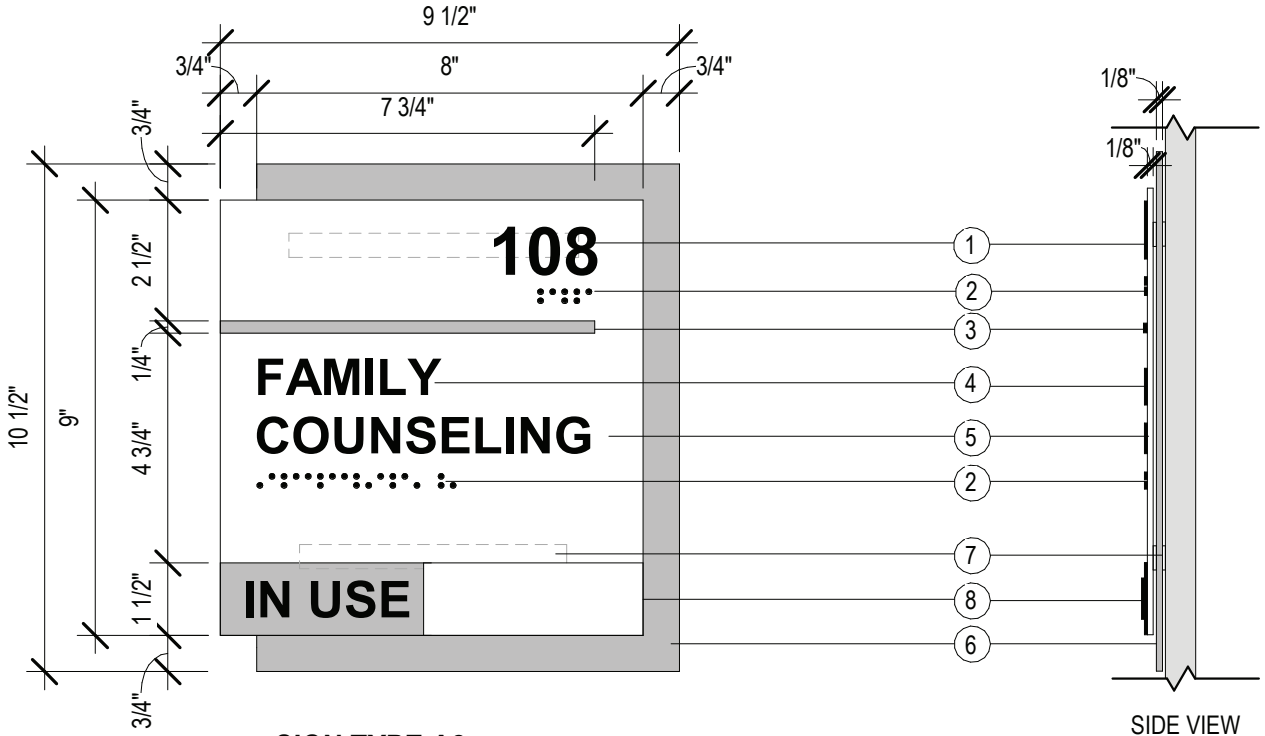

SIGN TYPE A2
3" = 1'-0"

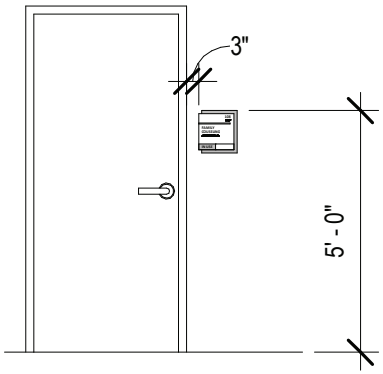

INSTALLATION DETAIL - TYPE A2
1/4" = 1'-0"

1. TYPE: 1/16" RAISED ACRYLIC
   COLOR: BLACK
   TEXT: 1" HELVETICA
2. TYPE: GRADE 2 RAISED BRAILE
   COLOR: BLACK
3. TYPE: 1/16" BRUSHED METAL FACE ACCENT BAR, SET INTO CLEAR PANEL
   COLOR: BRUSHED NICKEL
4. TYPE: 1/16" RAISED ACRYLIC
   COLOR: BLACK
   TEXT: 5/8" HELVETICA
5. TYPE: 1/8" ACRYLIC PANEL
   COLOR: FROSTED W/ WHITE BACK, 50% TRANSPARENT
6. TYPE: 1/8" ACRYLIC PANEL W/ BRUSHED METAL FACE
   COLOR: BRUSHED NICKEL
7. DOUBLE SIDED FOAM TAPE BETWEEN PANELS AND TO WALL INSTALLATION
8. TYPE: LETERS SET INTO 1/8" ACRYLIC SLIDE PANEL
   COLOR: BLACK TEXT / BRUSHED NICKEL PANEL
   TEXT: 5/8" HELVETICA

Sheet Title:
SIGNAGE TYPE A2

Sheet No.:
VC - 01.02

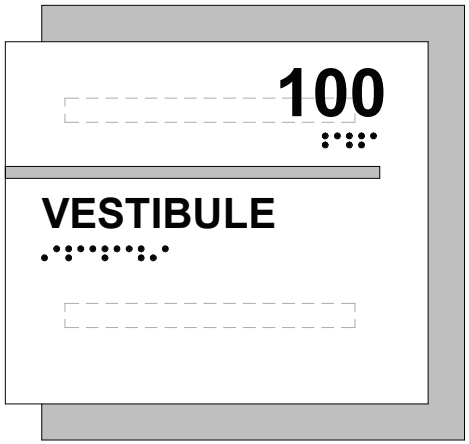

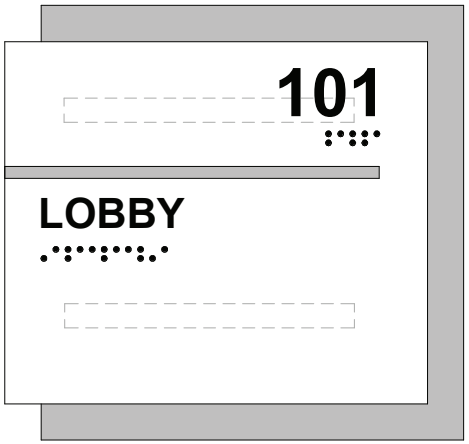





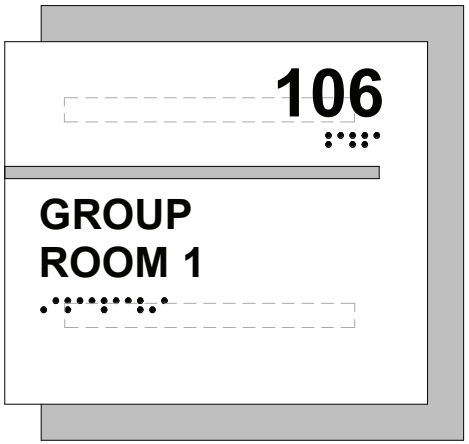

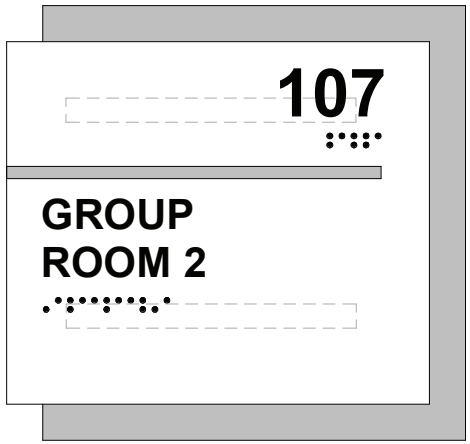



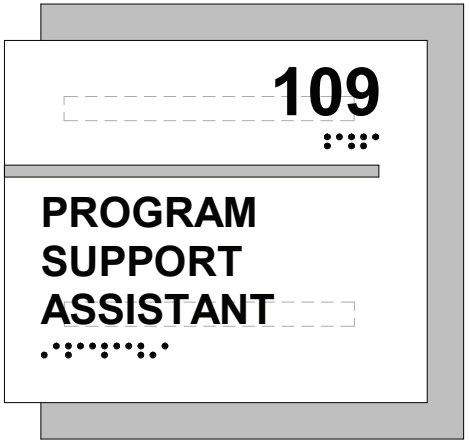

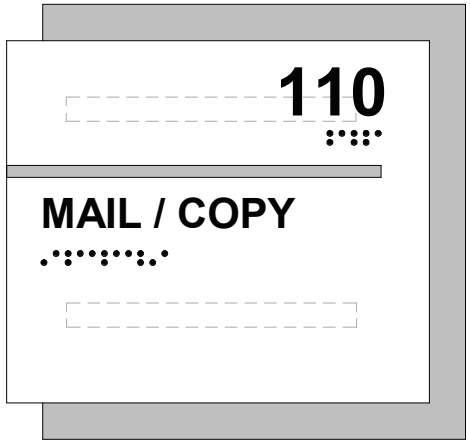

VETCENTER EST. 1979

1. TYPE: 1/16” RAISED ACRYLIC
   COLOR: BLACK
   TEXT: 1” HELVETICA
2. TYPE: GRADE 2 RAISED BRAILE
   COLOR: BLACK
3. TYPE: 1/16” BRUSHED METAL FACE ACCENT BAR, SET INTO CLEAR PANEL
   COLOR: BRUSHED NICKEL
4. TYPE: 1/16” RAISED ACRYLIC
   COLOR: BLACK
   TEXT: 5/8” HELVETICA
5. TYPE: 1/8” ACRYLIC PANEL
   COLOR: FROSTED W/ WHITE BACK, 50% TRANSPARENT
6. TYPE: 1/8” ACRYLIC PANEL W/ BRUSHED METAL FACE
   COLOR: BRUSHED NICKEL
7. DOUBLE SIDED FOAM TAPE BETWEEN PANELS AND TO WALL INSTALLATION

LESSOR SHALL VERIFY ALL SIGN TYPES AND LOCATIONS WITH VA DIRECTOR AT DESIGN INTENT DRAWINGS STAGE.

Sheet Title:
SIGNAGE TYPE A OVERALL

Sheet No.:
VC - 01.03

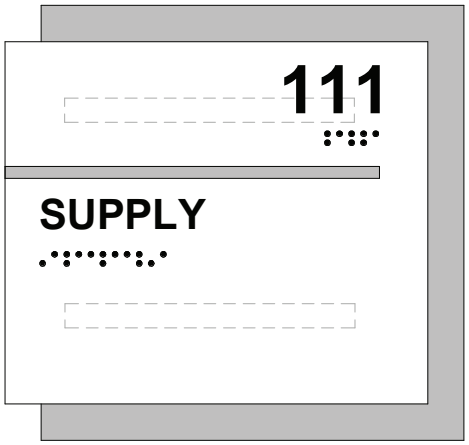

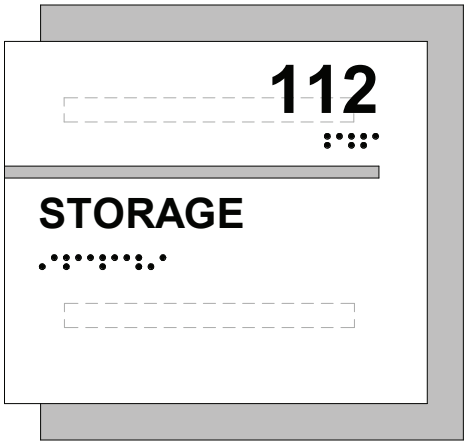

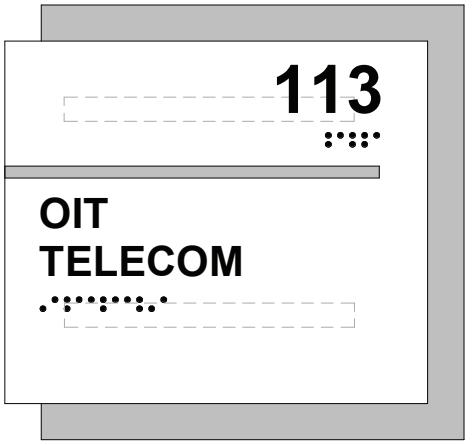

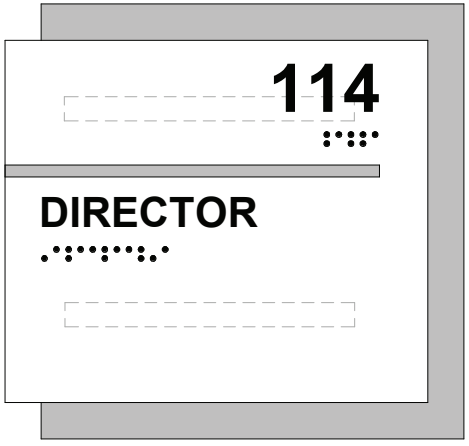

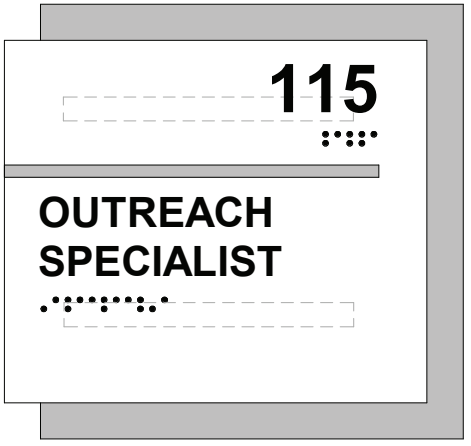









VETCENTER EST. 1979

1. TYPE: 1/16” RAISED ACRYLIC
   COLOR: BLACK
   TEXT: 1” HELVETICA
2. TYPE: GRADE 2 RAISED BRAILE
   COLOR: BLACK
3. TYPE: 1/16” BRUSHED METAL FACE ACCENT BAR, SET INTO CLEAR PANEL
   COLOR: BRUSHED NICKEL
4. TYPE: 1/16” RAISED ACRYLIC
   COLOR: BLACK
   TEXT: 5/8” HELVETICA
5. TYPE: 1/8” ACRYLIC PANEL
   COLOR: FROSTED W/ WHITE BACK, 50% TRANSPARENT
6. TYPE: 1/8” ACRYLIC PANEL W/ BRUSHED METAL FACE
   COLOR: BRUSHED NICKEL
7. DOUBLE SIDED FOAM TAPE BETWEEN PANELS AND TO WALL INSTALLATION

LESSOR SHALL VERIFY ALL SIGN TYPES AND LOCATIONS WITH VA DIRECTOR AT DESIGN INTENT DRAWINGS STAGE.

Sheet Title:
SIGNAGE TYPE A OVERALL

Sheet No.:
VC - 01.04

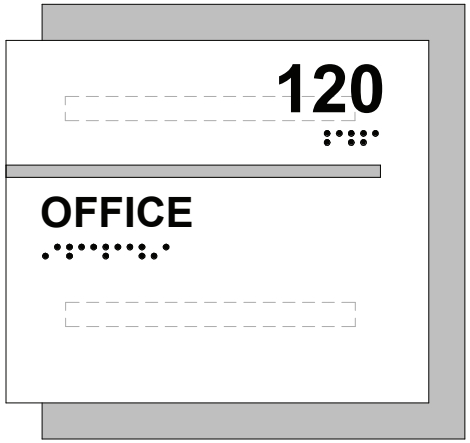

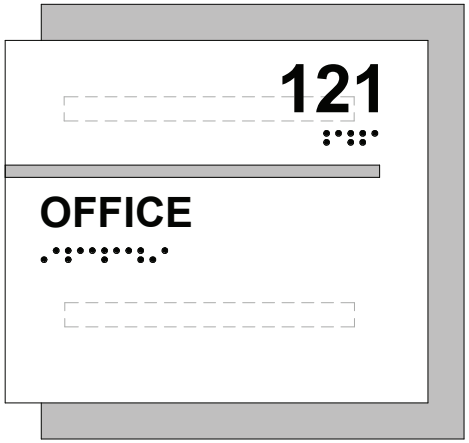

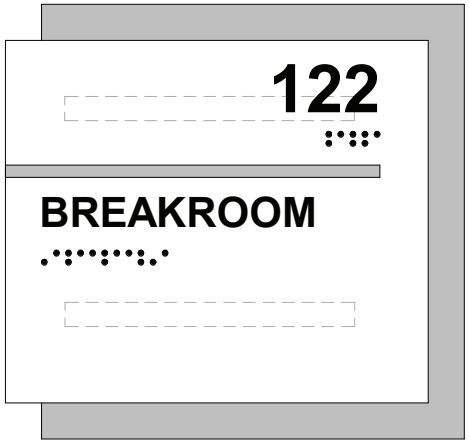



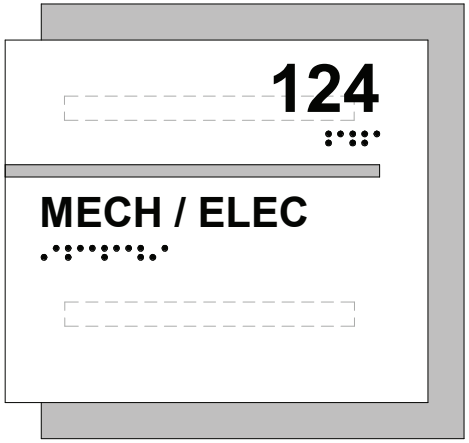

VETCENTER EST. 1979

1. TYPE: 1/16” RAISED ACRYLIC
   COLOR: BLACK
   TEXT: 1” HELVETICA
2. TYPE: GRADE 2 RAISED BRAILE
   COLOR: BLACK
3. TYPE: 1/16” BRUSHED METAL FACE ACCENT BAR, SET INTO CLEAR PANEL
   COLOR: BRUSHED NICKEL
4. TYPE: 1/16” RAISED ACRYLIC
   COLOR: BLACK
   TEXT: 5/8” HELVETICA
5. TYPE: 1/8” ACRYLIC PANEL
   COLOR: FROSTED W/ WHITE BACK, 50% TRANSPARENT
6. TYPE: 1/8” ACRYLIC PANEL W/ BRUSHED METAL FACE
   COLOR: BRUSHED NICKEL
7. DOUBLE SIDED FOAM TAPE BETWEEN PANELS AND TO WALL INSTALLATION

LESSOR SHALL VERIFY ALL SIGN TYPES AND LOCATIONS WITH VA DIRECTOR AT DESIGN INTENT DRAWINGS STAGE.

Sheet Title:
SIGNAGE TYPE A OVERALL

Sheet No.:
VC - 01.05

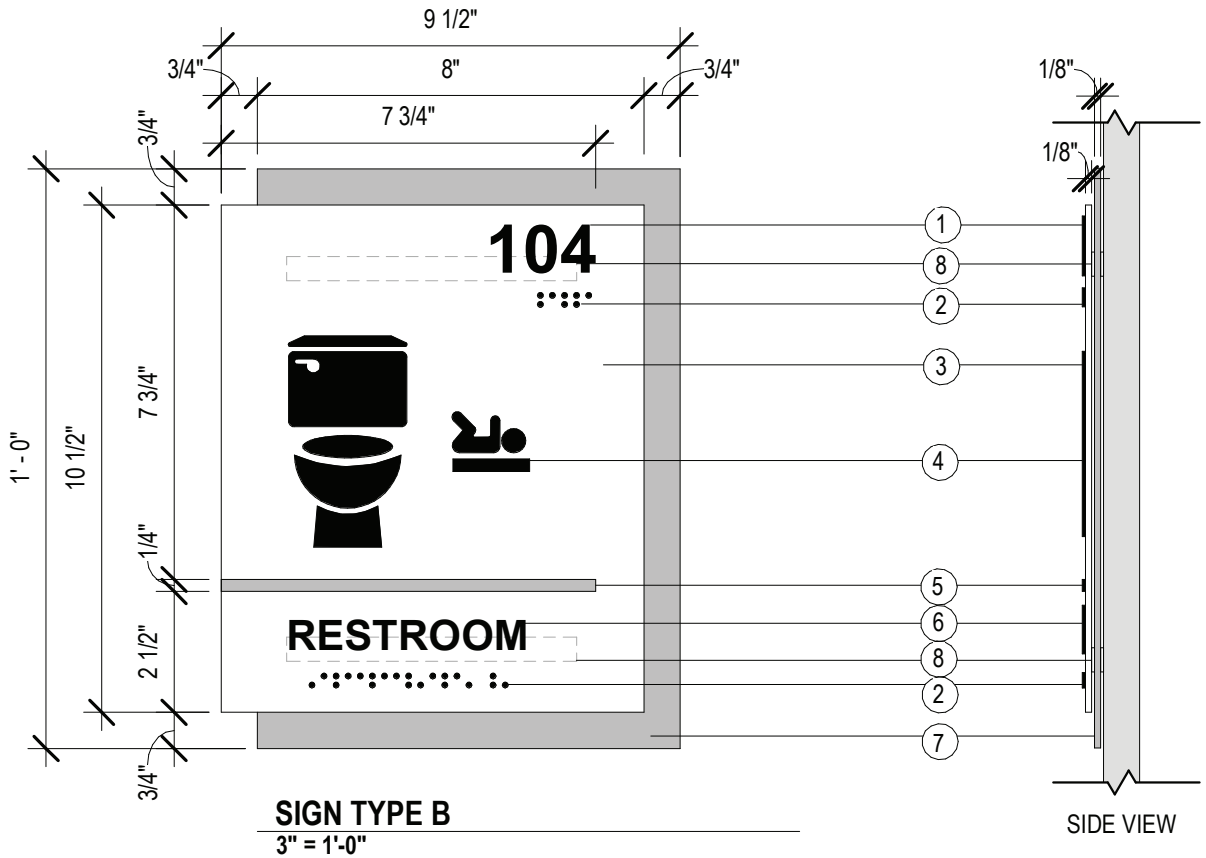

SIGN TYPE B
3" = 1'-0"

SIDE VIEW

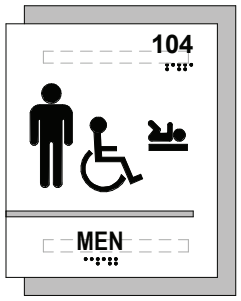

B1

B2

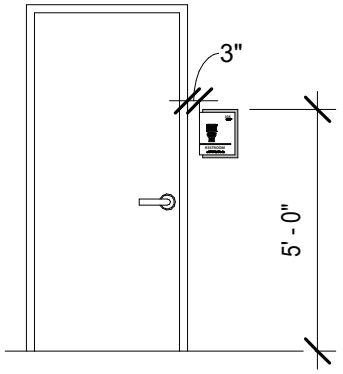

INSTALLATION DETAIL -TYPE B
1/4" = 1'-0"

1. TYPE: 1/16" RAISED ACRYLIC
   COLOR: BLACK
   TEXT: 1" HELVETICA
2. TYPE: GRADE 2 RAISED BRAILE
   COLOR: BLACK
3. TYPE: 1/8" ACRYLIC PANEL
   COLOR: FROSTED W/ WHITE BACK, 50% TRANSPARENT
4. TYPE: 1/16" RAISED ACRYLIC PICTOGRAMS
   COLOR: BLACK
5. TYPE: 1/16" BRUSHED METAL FACE ACCENT BAR, SET INTO CLEAR PANEL
   COLOR: BRUSHED NICKEL
6. TYPE: 1/16" RAISED ACRYLIC
   COLOR: BLACK
   TEXT: 5/8" HELVETICA
7. TYPE: 1/8" ACRYLIC PANEL W/ BRUSHED METAL FACE
   COLOR: BRUSHED NICKEL
8. DOUBLE SIDED FOAM TAPE BETWEEN PANELS AND TO WALL INSTALLATION

BABY CHANGING PICTOGRAM ONLY TO BE PROVIDED AT ROOMS ONE IS PROVIDED.

Sheet Title:
SIGNAGE TYPE B

Sheet No.:
VC - 02.01

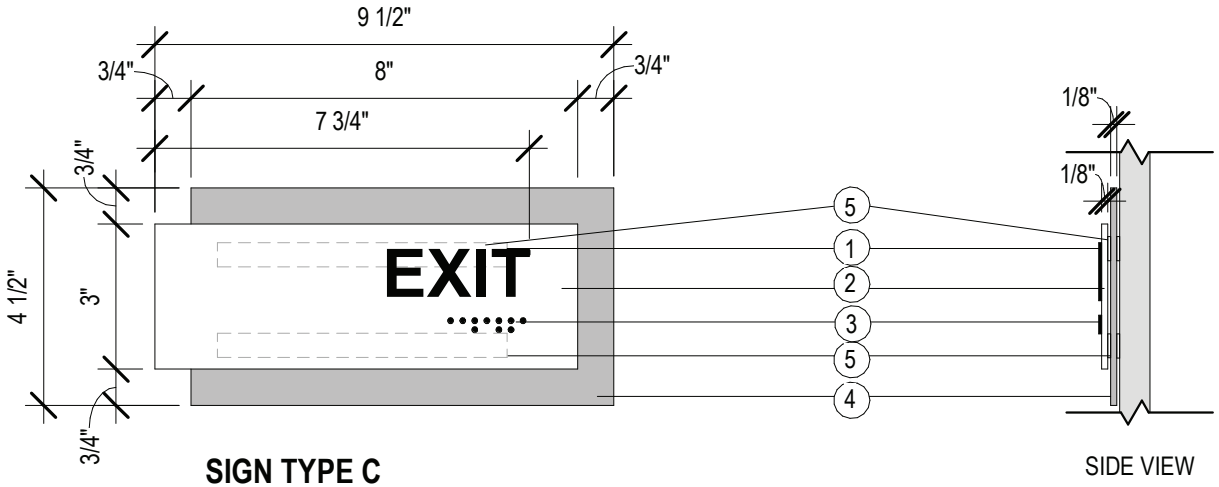

SIGN TYPE C
3" = 1'-0"

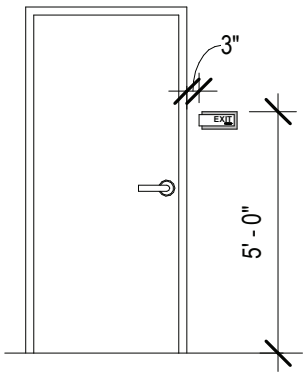

INSTALLATION DETAIL - TYPE C
1/4" = 1'-0"

1. TYPE: 1/16" RAISED ACRYLIC
   COLOR: BLACK
   TEXT: 1" HELVETICA
2. TYPE: 1/8" ACRYLIC PANEL
   COLOR: FROSTED W/ WHITE BACK, 50% TRANSPARENT
3. TYPE: GRADE 2 RAISED BRAILE
   COLOR: BLACK
4. TYPE: 1/8" ACRYLIC PANEL W/ BRUSHED METAL FACE
   COLOR: BRUSHED NICKEL
5. DOUBLE SIDED FOAM TAPE BETWEEN PANELS AND TO WALL INSTALLATION

Sheet Title:
SIGNAGE TYPE C

Sheet No.:
VC - 03.01

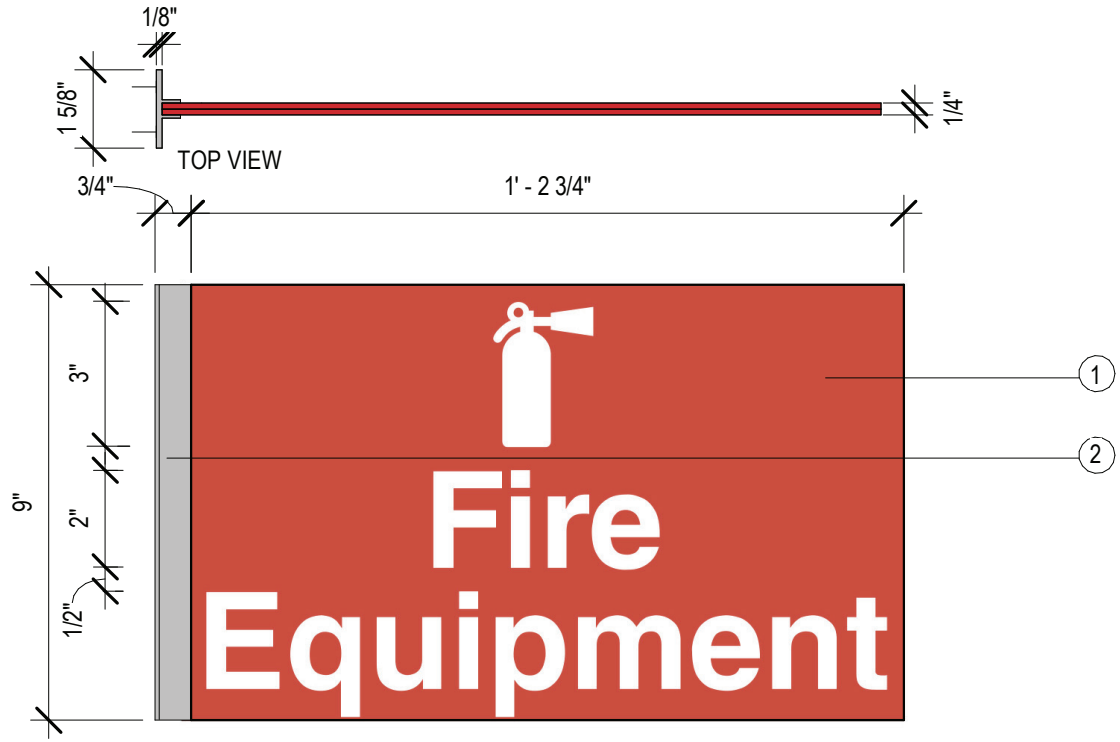

DUAL SIDED SIGN

SIGN TYPE D - FIRE EQUIPMENT

3" = 1'-0"

1. TYPE: (2) 1/8" ACRYLIC PANELS W/ PICTOGRAM LAMINATED TOGETHER
   COLOR: WHITE & RED PANTONE 1797C

2. CLEAR ANOD ALUMINUM BRACKET, MECHANICAL FASTENERS WITH ANCHORS AS REQ'D

SIDE A

SIDE B

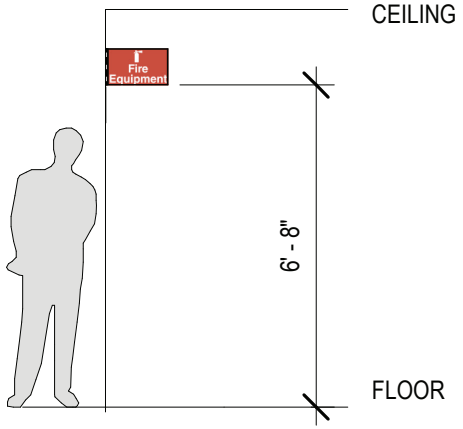

INSTALLATION DETAIL - TYPE D

1/4" = 1'-0"

SIGN SHALL BE LOCATED ABOVE EACH FIRE EXTINGUISHER CABINET

Sheet Title:

SIGNAGE TYPE D

Sheet No.:

VC - 04.01

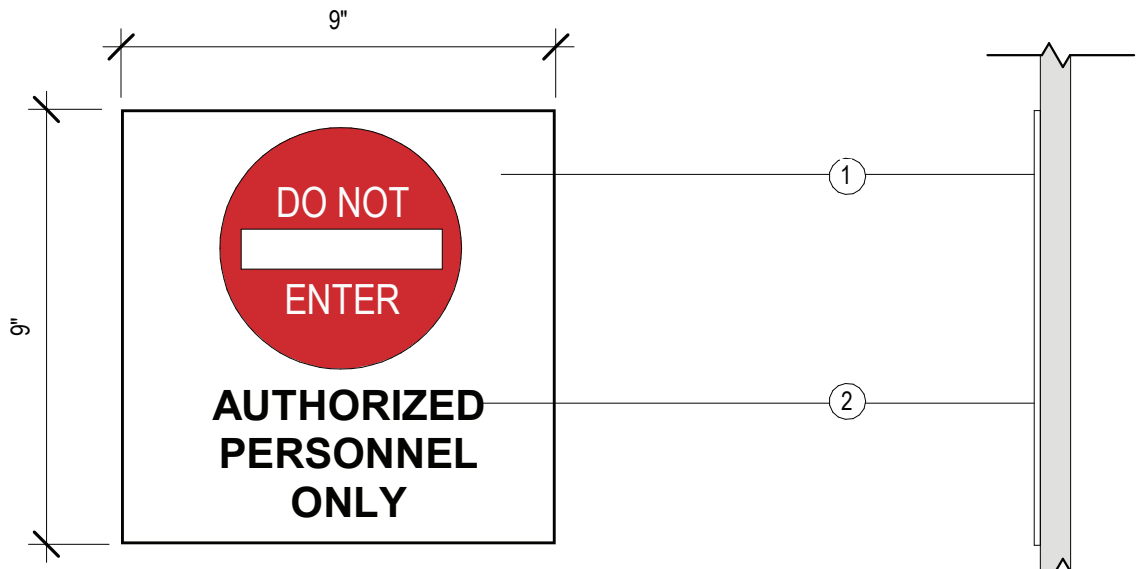

SIGN TYPE E - DO NOT ENTER
3" = 1'-0"

1. TYPE: 1/8" ACRYLIC PANEL W/ PICTOGRAM
   COLOR: WHITE & RED
   PANTONE 1797C
   TEXT: 5/8" HELVETICA

2. TYPE: 1/16" RAISED ACRYLIC
   COLOR: BLACK
   TEXT: 5/8" HELVETICA

E.1

E.2

E.3

LESSOR SHALL VERIFY ACRYLIC OR VINYL STICKER WITH VA DIRECTOR AT DESIGN INTENT DRAWINGS STAGE

Sheet Title:
SIGNAGE TYPE E

Sheet No.:
VC - 05.01

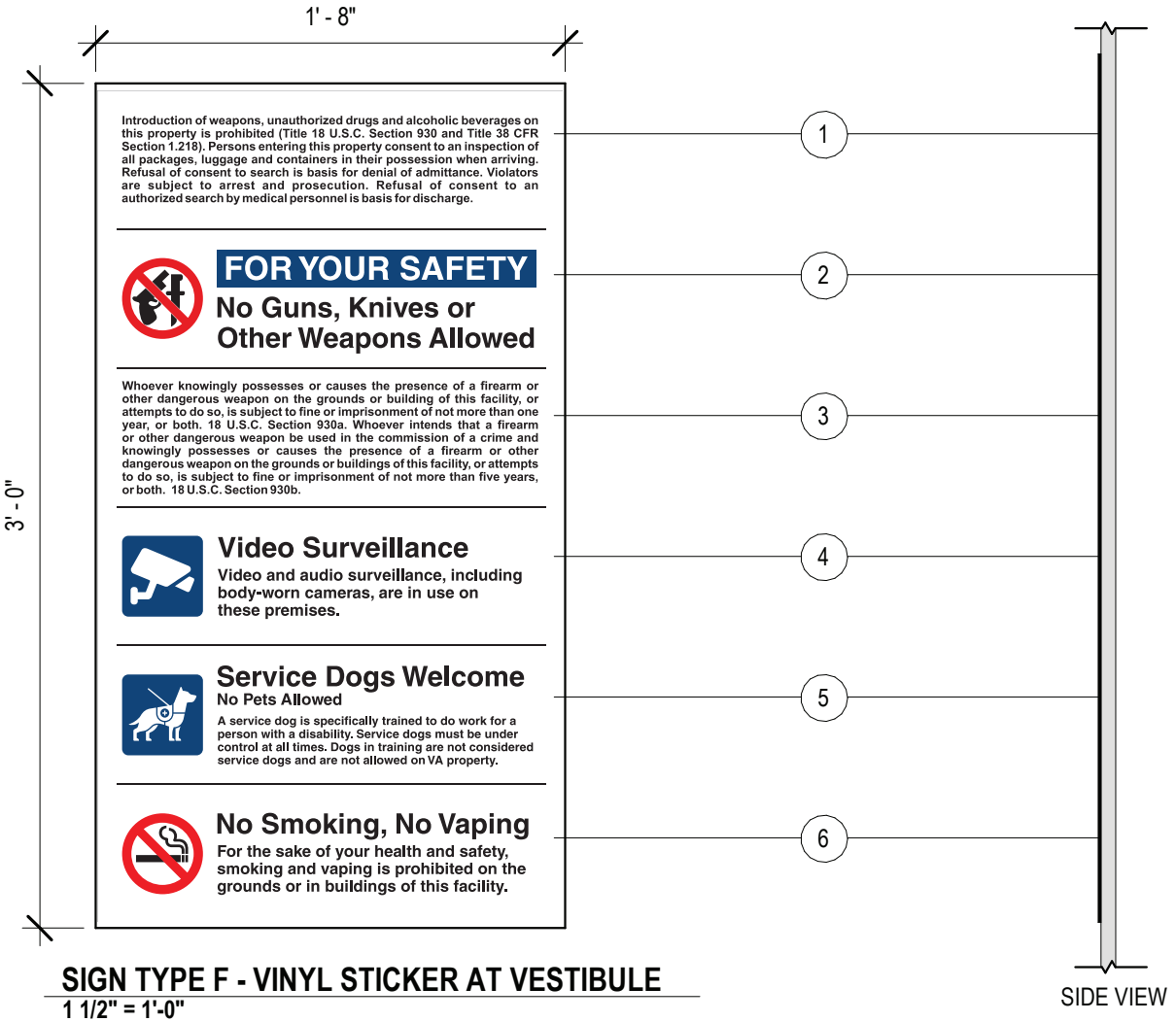

SIGN TYPE F - VINYL STICKER AT VESTIBULE

1 1/2" = 1'-0"



INSTALLATION DETAIL- SINGLE DOOR W/ SIDELITE

1/4" = 1'-0"

VETCENTER EST. 1979

1. CONSENT TO INSPECTION
2. NO WEAPONS NOTICE
   COLOR: BLUE PANTONE 647C
3. NO WEAPONS POLICY
4. VIDEO SURVEILLANCE
   COLOR: BLUE PANTONE 647C
5. SERVICE DOGS
   COLOR: BLUE PANTONE 647C
6. NO SMOKING, NO VAPING

LESSOR SHALL VERIFY ACRYLIC OR VINYL STICKER WITH VA DIRECTOR AT DESIGN INTENT DRAWINGS STAGE.

Sheet Title:

SIGNAGE TYPE F

Sheet No.:

VC - 06.01

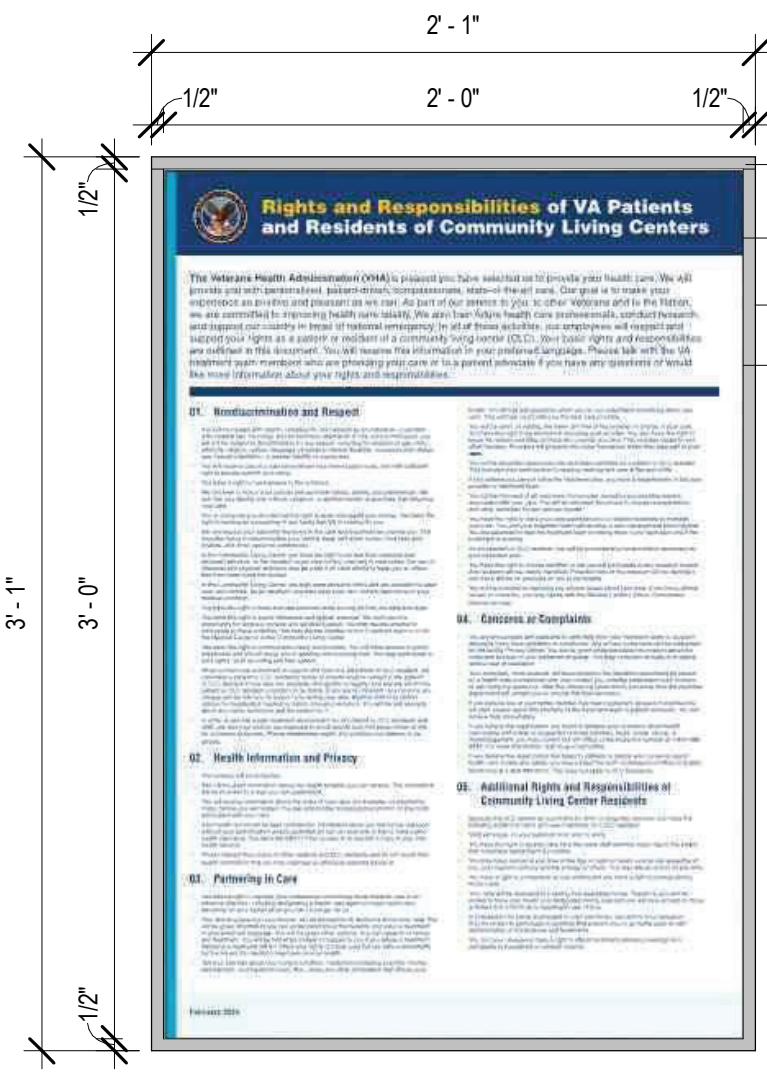

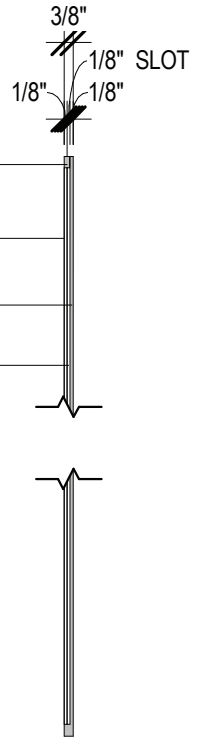

NOTE: CLEAR ACRYLIC PANEL IS ATTACHED TO THE TOP BAR OF THE FRAME. THIS PART IS TO SLIDE OUT TO INSERT OR REMOVE THE SHEET

SIDE VIEW

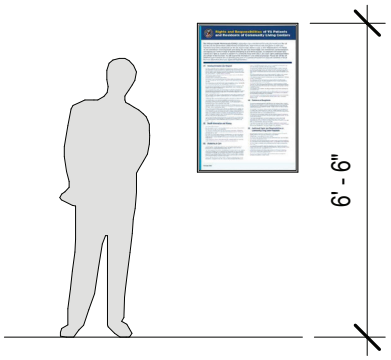

SIGN TYPE G - RIGHTS & RESPONSIBILITIES OF VA PATIENTS

1 1/2" = 1'-0"

INSTALLATION DETAIL

1/4" = 1'-0"

VETCENTER EST. 1979

1. TYPE: 1/8" ACRYLIC PANEL W/ BRUSHED METAL FACE
   COLOR: BRUSHED NICKEL
2. TYPE: 1/8" ACRYLIC PANEL
   COLOR: CLEAR
3. TYPE: RIGHTS & RESPONSIBILITIES OF VA PATIENTS, CARDSTOCK SHEET PROVIDED BY VA

LESSOR SHALL VERIFY SIGN TYPE AND LOCATION WITH VA DIRECTOR AT DESIGN INTENT DRAWINGS STAGE.

Sheet Title:

SIGNAGE TYPE G

Sheet No.:

VC - 07.01

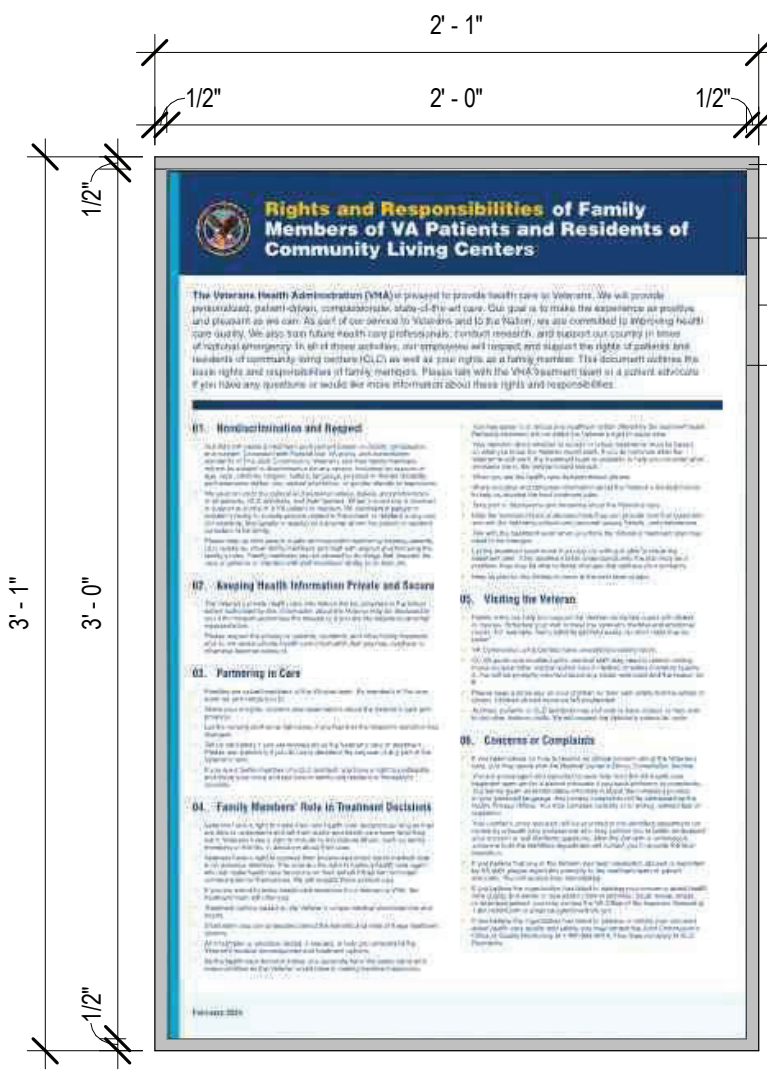

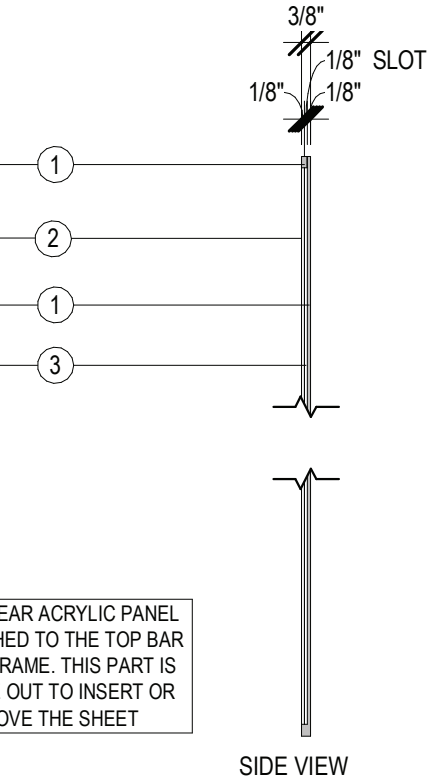

NOTE: CLEAR ACRYLIC PANEL IS ATTACHED TO THE TOP BAR OF THE FRAME. THIS PART IS TO SLIDE OUT TO INSERT OR REMOVE THE SHEET

SIDE VIEW



SIGN TYPE H - RIGHTS & RESPONSIBILITIES OF FAMILY MEMBERS OF VA PATIENTS

1 1/2" = 1'-0"

INSTALLATION DETAIL

1/4" = 1'-0"

VETCENTER EST. 1979

1. TYPE: 1/8" ACRYLIC PANEL W/ BRUSHED METAL FACE
   COLOR: BRUSHED NICKEL
2. TYPE: 1/8" ACRYLIC PANEL
   COLOR: CLEAR
3. TYPE: RIGHTS & RESPONSIBILITIES OF FAMILY MEMBERS OF VA PATIENTS, CARDSTOCK SHEET PROVIDED BY VA

LESSOR SHALL VERIFY SIGN TYPE AND LOCATION WITH VA DIRECTOR AT DESIGN INTENT DRAWINGS STAGE.

Sheet Title:

SIGNAGE TYPE H

Sheet No.:

VC - 07.02

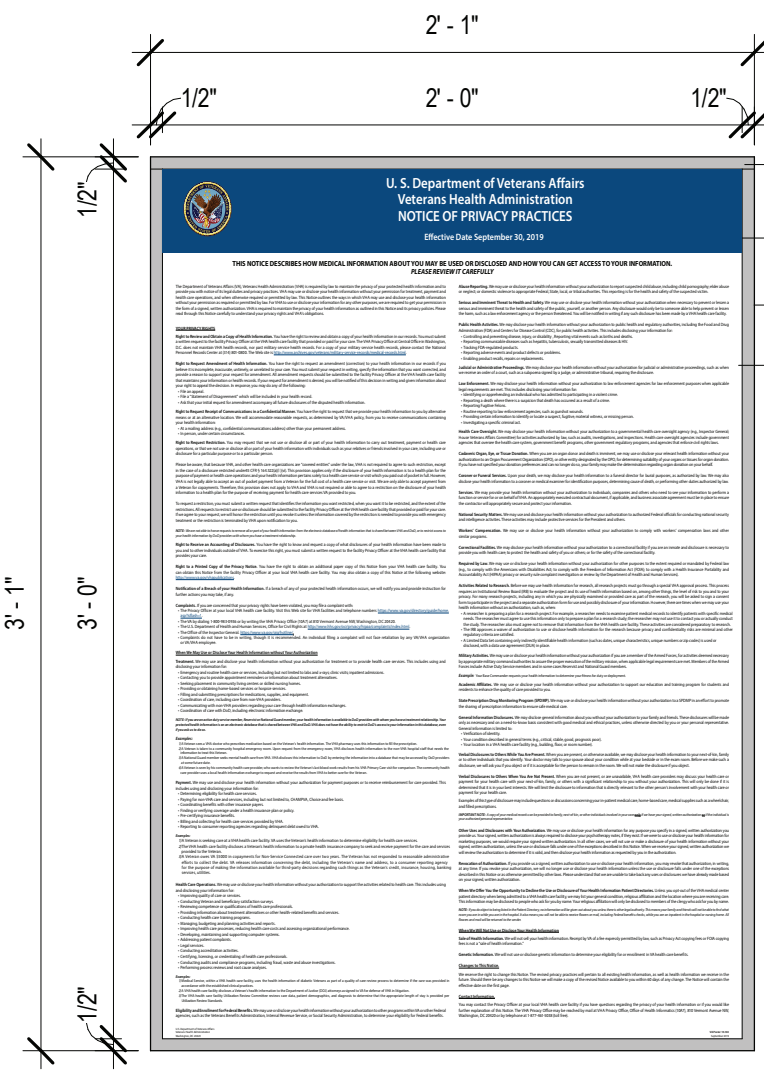

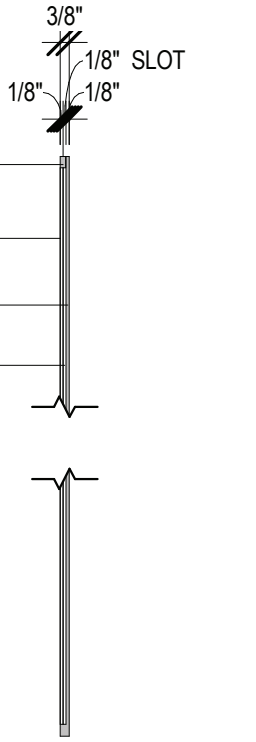

NOTE: CLEAR ACRYLIC PANEL IS ATTACHED TO THE TOP BAR OF THE FRAME. THIS PART IS TO SLIDE OUT TO INSERT OR REMOVE THE SHEET

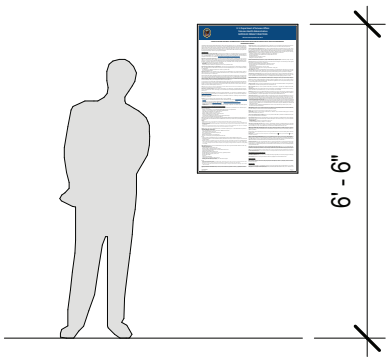

SIGN TYPE I - NOTICE OF PRIVACY PRACTICES

1 1/2" = 1'-0"

INSTALLATION DETAIL

1/4" = 1'-0"

VETCENTER EST. 1979

1. TYPE: 1/8" ACRYLIC PANEL W/ BRUSHED METAL FACE COLOR: BRUSHED NICKEL
2. TYPE: 1/8" ACRYLIC PANEL COLOR: CLEAR
3. TYPE: NOTICE OF PRIVACY PRACTICES, CARDSTOCK SHEET PROVIDED BY VA

LESSOR SHALL VERIFY SIGN TYPE AND LOCATION WITH VA DIRECTOR AT DESIGN INTENT DRAWINGS STAGE.

Sheet Title:

SIGNAGE TYPE I

Sheet No.:

VC - 07.03



SIGN TYPE J - POLICIES AND DIRECTIVES

1 1/2" = 1'-0"

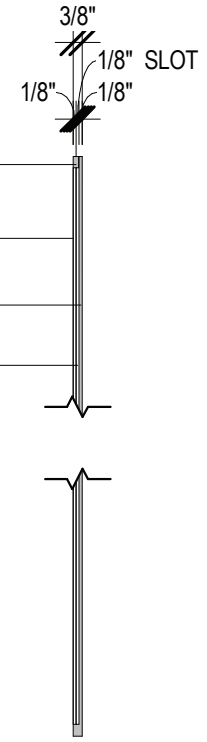

NOTE: CLEAR ACRYLIC PANEL IS ATTACHED TO THE TOP BAR OF THE FRAME. THIS PART IS TO SLIDE OUT TO INSERT OR REMOVE THE SHEET

SIDE VIEW

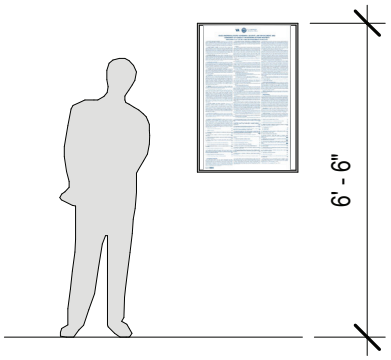

INSTALLATION DETAIL

1/4" = 1'-0"

1. TYPE: 1/8" ACRYLIC PANEL W/ BRUSHED METAL FACE
   COLOR: BRUSHED NICKEL
2. TYPE: 1/8" ACRYLIC PANEL
   COLOR: CLEAR
3. TYPE: POLICIES AND DIRECTIVES, CARDSTOCK SHEET PROVIDED BY VA

LESSOR SHALL VERIFY SIGN TYPE AND LOCATION WITH VA DIRECTOR AT DESIGN INTENT DRAWINGS STAGE.

Sheet Title:

SIGNAGE TYPE J

Sheet No.:

VC - 07.04

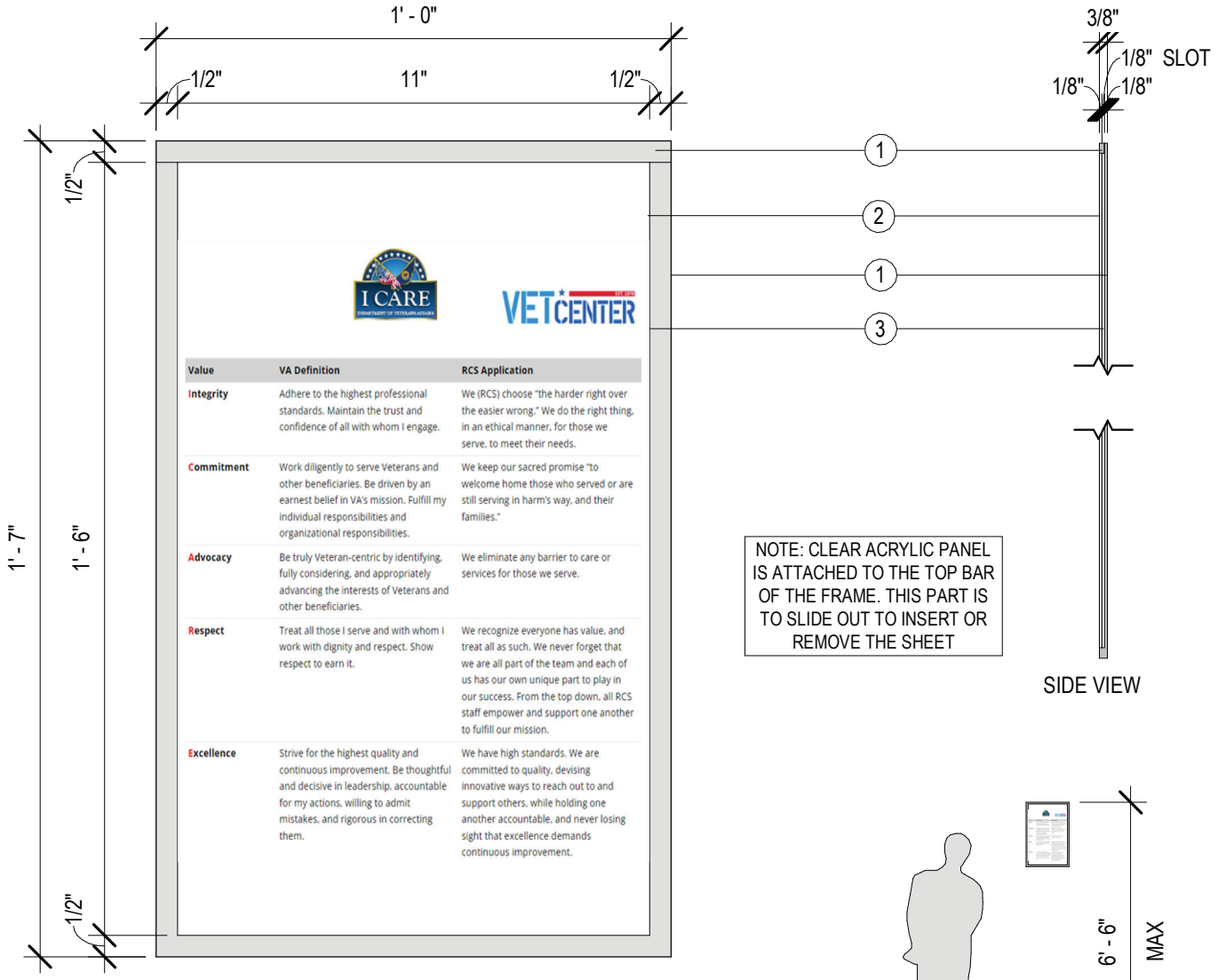

SIGN TYPE K - RCS VALUES

3" = 1'-0"

INSTALLATION DETAIL

1/4" = 1'-0"

1. TYPE: 1/8" ACRYLIC PANEL W/ BRUSHED METAL FACE
   COLOR: BRUSHED NICKEL
2. TYPE: 1/8" ACRYLIC PANEL
   COLOR: CLEAR
3. TYPE: RCS VALUES, CARDSTOCK SHEET PROVIDED BY VA

LESSOR SHALL VERIFY SIGN TYPE AND LOCATION WITH VA DIRECTOR AT DESIGN INTENT DRAWINGS STAGE.

Sheet Title:

SIGNAGE TYPE K

Sheet No.:

VC - 07.05

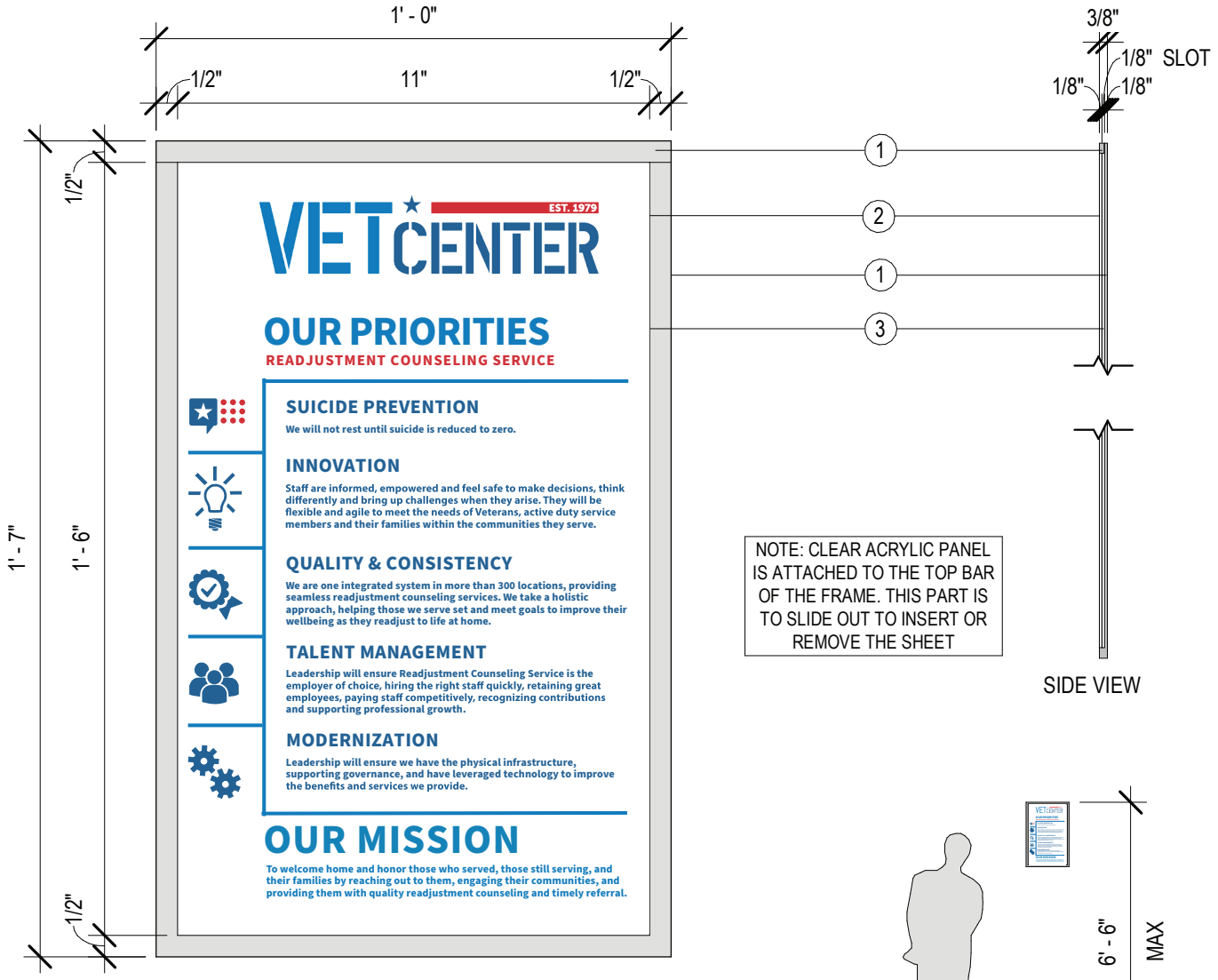

SIGN TYPE L - VET CENTER PRIORITIES

3" = 1'-0"

INSTALLATION DETAIL

1/4" = 1'-0"

VET CENTER EST. 1979

1. TYPE: 1/8" ACRYLIC PANEL W/ BRUSHED METAL FACE
   COLOR: BRUSHED NICKEL
2. TYPE: 1/8" ACRYLIC PANEL
   COLOR: CLEAR
3. TYPE: VET CENTER PRIORITIES, CARDSTOCK SHEET PROVIDED BY VA

LESSOR SHALL VERIFY SIGN TYPE AND LOCATION WITH VA DIRECTOR AT DESIGN INTENT DRAWINGS STAGE.

Sheet Title:

SIGNAGE TYPE L

Sheet No.:

VC - 07.06

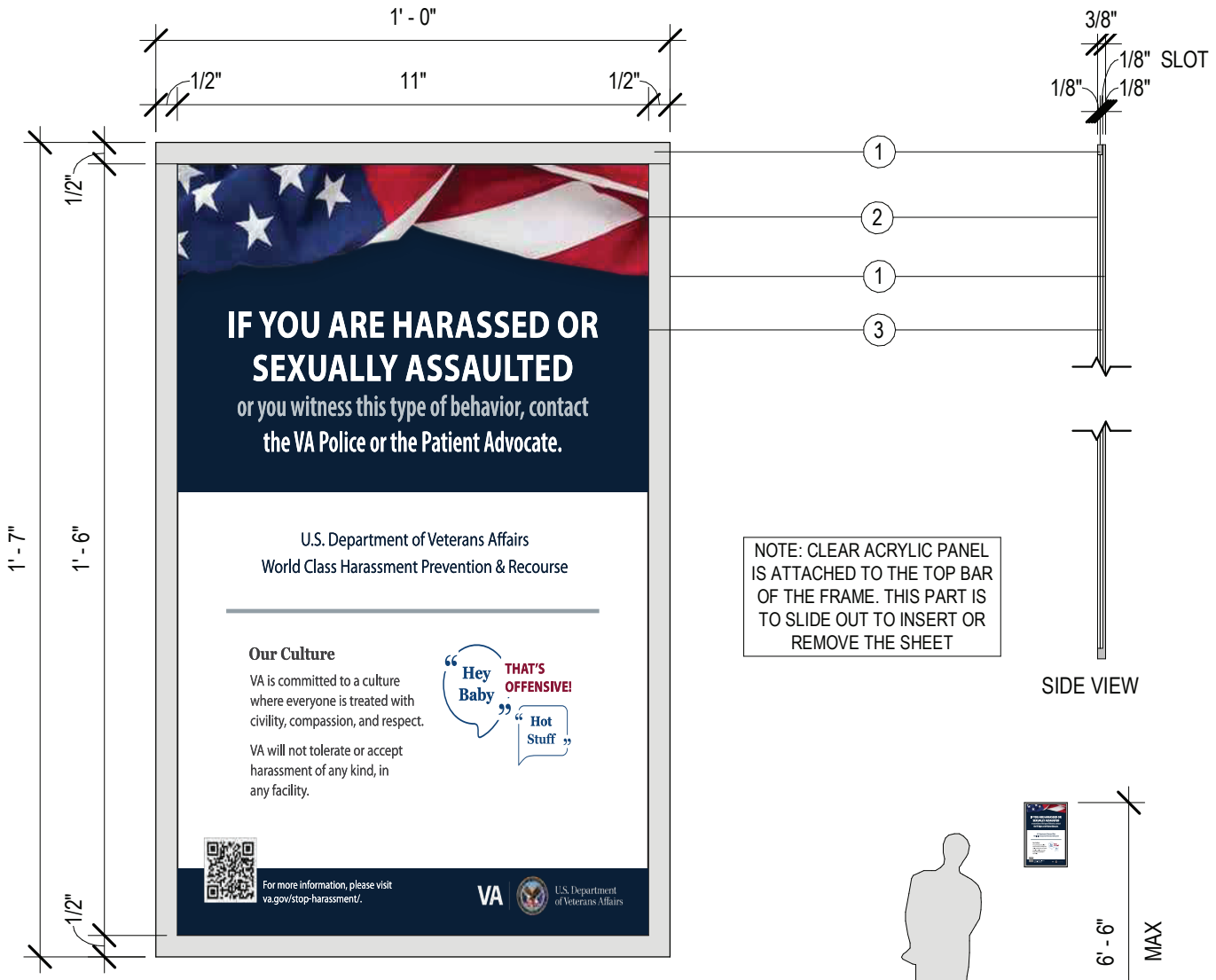

SIGNAGE TYPE M - ANTI-SEXUAL HARASSMENT
3" = 1'-0"

INSTALLATION DETAIL
1/4" = 1'-0"

VETCENTER EST. 1979

1. TYPE: 1/8" ACRYLIC PANEL W/ BRUSHED METAL FACE
   COLOR: BRUSHED NICKEL
2. TYPE: 1/8" ACRYLIC PANEL
   COLOR: CLEAR
3. TYPE: ANTI-SEXUAL HARASSMENT, CARDSTOCK SHEET PROVIDED BY VA

LESSOR SHALL VERIFY SIGN TYPE AND LOCATIONS WITH VA DIRECTOR AT DESIGN INTENT DRAWINGS STAGE.

Sheet Title:
SIGNAGE TYPE M

Sheet No.:
VC - 07.07

VETCENTER EST. 1979

1. TYPE: 1/8" ACRYLIC PANEL W/ BRUSHED METAL FACE
   COLOR: BRUSHED NICKEL
2. TYPE: 1/8" ACRYLIC PANEL
   COLOR: CLEAR
3. TYPE: HELP AND HAND SIGNAL SIGN, CARDSTOCK SHEET PROVIDED BY VA

NOTE: CLEAR ACRYLIC PANEL IS ATTACHED TO THE TOP BAR OF THE FRAME. THIS PART IS TO SLIDE OUT TO INSERT OR REMOVE THE SHEET

SIDE VIEW

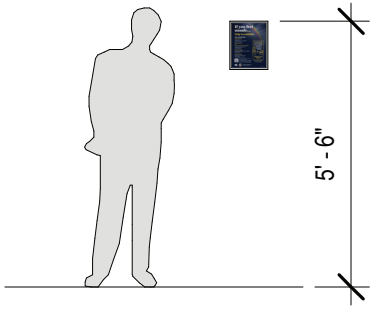

SIGNAGE TYPE N - HELP AND HAND SIGNAL SIGN
3" = 1'-0"

INSTALLATION DETAIL
1/4" = 1'-0"

LESSOR SHALL VERIFY SIGN TYPE AND LOCATIONS WITH VA DIRECTOR AT DESIGN INTENT DRAWINGS STAGE.

Sheet Title:
SIGNAGE TYPE N

Sheet No.:
VC - 07.08

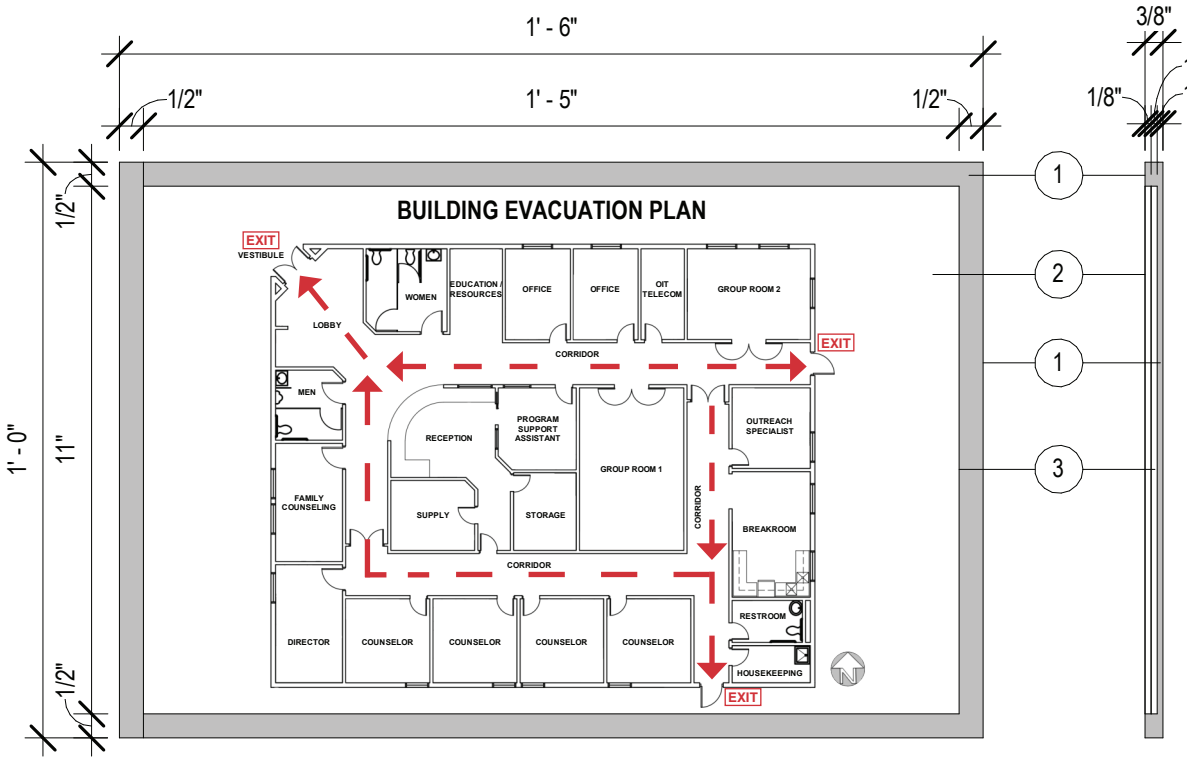

SIGN TYPE O - EVACUATION PLAN

3" = 1'-0"



NOTE: CLEAR ACRYLIC PANEL IS ATTACHED TO THE LEFT BAR OF THE FRAME. THIS PART IS TO SLIDE OUT TO INSERT OR REMOVE THE SHEET

INSTALLATION DETAIL

1/4" = 1'-0"

VETCENTER EST. 1979

1. TYPE: 1/8" ACRYLIC PANEL W/ BRUSHED METAL FACE
   COLOR: BRUSHED NICKEL
2. TYPE: 1/8" ACRYLIC PANEL
   COLOR: CLEAR
3. TYPE: BUILDING EVACUATION PLAN, CARDSTOCK SHEET

LESSOR SHALL VERIFY SIGN TYPE AND LOCATIONS WITH VA DIRECTOR AT DESIGN INTENT DRAWINGS STAGE.

Sheet Title:

SIGNAGE TYPE O

Sheet No.:

VC - 07.09

VETCENTER EST. 1979
Connection. Camaraderie. Community.

1

Vet Center Name
Vet Center Address
Open Monday-Friday 8:00AM-4:30PM

Ask about additional hours to meet your needs.
Vet Center Office Phone Number

After Hours
Vet Center Call Center
1-877-927-8387

Veterans Crisis Line
Call 1-800-273-8255 and
Press 1 to receive confidential support
24 hours a day.

SIGN TYPE P - VINYL PUBLIC ENTRANCE SIGN
1/2" = 1'-0"



INSTALLATION DETAIL - SLIDING DOORS
1/4" = 1'-0"

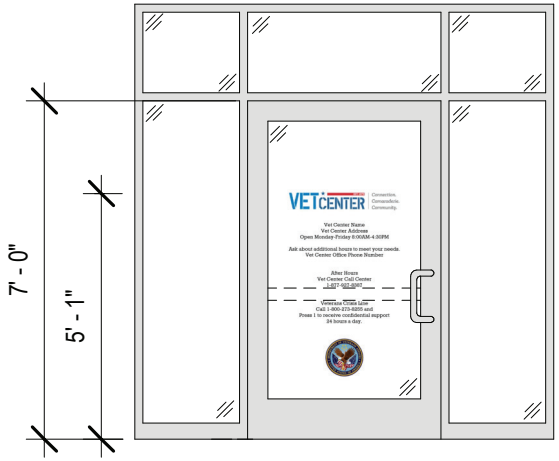

INSTALLATION DETAIL- SINGLE DOOR
1/4" = 1'-0"

VETCENTER EST. 1979

1. TYPE: VINYL LETTERS, LOGO, & SEAL W/ TRANSPARENT BACKGROUND
   COLOR: WHITE LETTERS W/ COLORED LOGOS & VA SEAL
   LOGO PANTONES:
   LIGHT BLUE - 7461C
   DARK BLUE - 647C
   RED - 1797C

Sheet Title:
SIGNAGE TYPE P

Sheet No.:
VC - 08.01

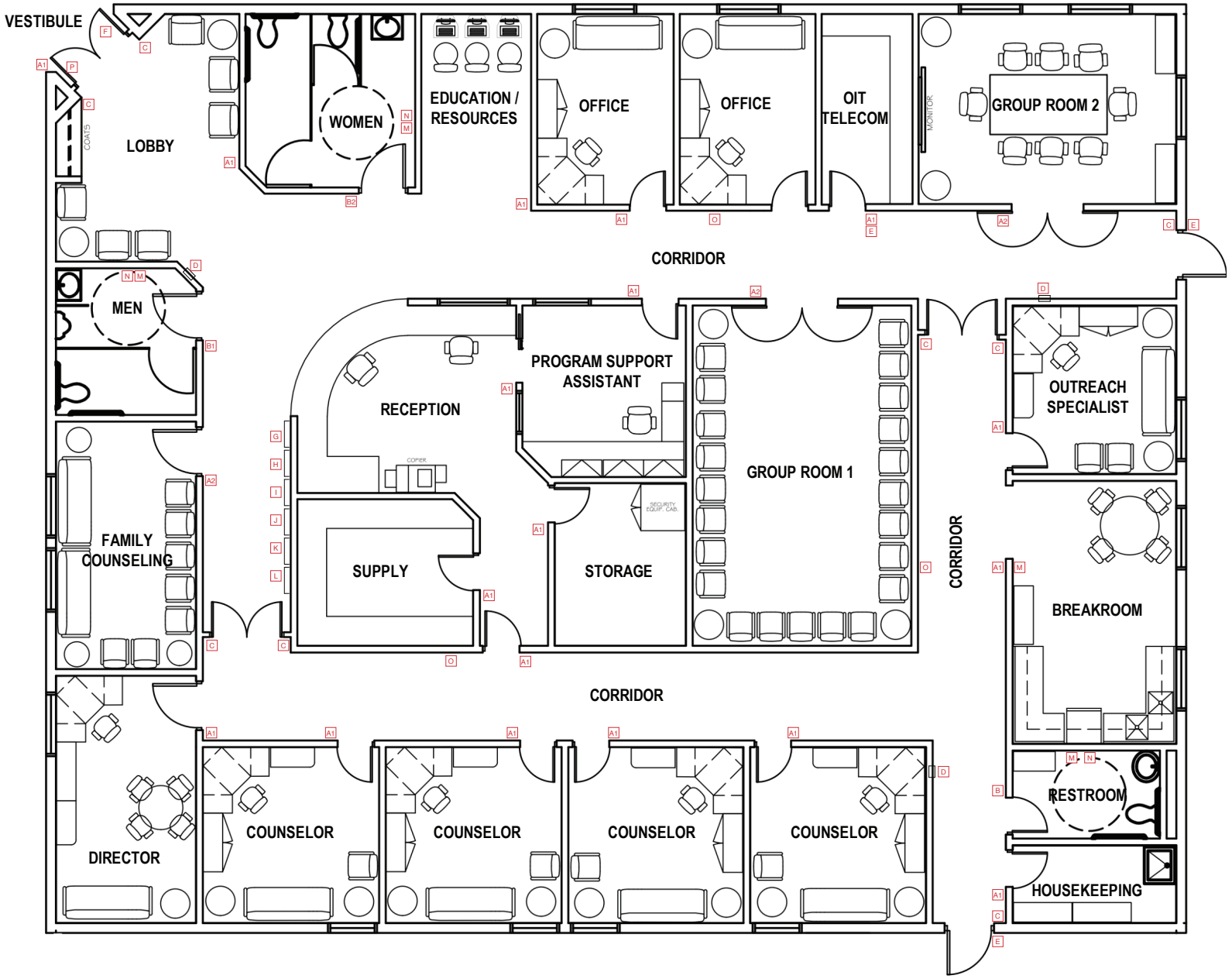

VETCENTER EST. 1979

[X] INDICATES SIGN TYPE TO USED AT A GIVEN LOCATION

LESSOR SHALL VERIFY ALL SIGN TYPES AND LOCATIONS WITH VA DIRECTOR AT DESIGN INTENT DRAWINGS STAGE.

Sheet Title:

SIGNAGE - GENERIC PLAN

Sheet No.:

VC - 00.01

VET CENTER - INTERIOR SIGN SCHEDULE

ROOM NUMBER	ROOM NAME	SIGN TYPE	SIGN TEXT	NOTES
100	VESTIBULE	TYPE A1	100 / VESTIBULE	
100	VESTIBULE	TYPE C	EXIT	
100	VESTIBULE	TYPE F	GROUPED POLICIES	
100	VESTIBULE	TYPE P	VINYL PUBLIC ENTRANCE	
101	HOUSEKEEPING	TYPE I	NOTICE OF PRIVACY PRACTICES	
101	LOBBY	TYPE F	101 / WAITING	
101	LOBBY	TYPE G	RIGHTS & RESPONSIBILITIES OF VA PATIENTS	
101	LOBBY	TYPE H	RIGHTS & RESPONSIBILITIES OF FAMILY MEMBERS OF VA PATIENTS	
101	LOBBY	TYPE J	POLICIES AND DIRECTIVES	
101	LOBBY	TYPE K	RCS VALUES	
101	LOBBY	TYPE L	VET CENTER PRIORITIES	
102	RECEPTION	TYPE A1	102 / RECEPTION	
103	EDUCATION / RESOURCES	TYPE A1	103 / EDUCATION / RESOURCES	
104	MENS	TYPE B	104 / MENS	
104	MENS	TYPE M	ANTI-SEXUAL HARASSMENT	
104	MENS	TYPE N	HELP AND HAND SIGNAL SIGN	
104	RESTROOM	TYPE B	104 / RESTROOM	
104	RESTROOM	TYPE M	ANTI-SEXUAL HARASSMENT	
104	RESTROOM	TYPE N	HELP AND HAND SIGNAL SIGN	
105	WOMENS	TYPE B	105 / WOMENS	
105	WOMENS	TYPE M	ANTI-SEXUAL HARASSMENT	
105	WOMENS	TYPE N	HELP AND HAND SIGNAL SIGN	
106	GROUP ROOM 1	TYPE A2	106 / GROUP ROOM 1	
107	GROUP ROOM 2	TYPE A2	107 / GROUP ROOM 2	
108	FAMILY COUNSELING	TYPE A2	108 / FAMILY COUNSELING	
109	PROGRAM SUPPORT ASSISTANT	TYPE A1	109/ PROGRAM SUPPORT ASSISTANT	
110	MAIL / COPY	TYPE A1	110 / MAIL / COPY	
111	SUPPLY	TYPE A1	111 / SUPPLY	
112	STORAGE	TYPE A1	112 / STORAGE	
113	TELECOM	TYPE A1	113 / TELECOM	
113	TELECOM	TYPE E	113/ DO NOT ENTER	
114	DIRECTOR	TYPE A1	114 / DIRECTOR	
115	OUTREACH SPECIALIST	TYPE A1	115 / OUTREACH SPECIALIST	
116	COUNSELOR	TYPE A1	116 / COUNSELOR	
117	COUNSELOR	TYPE A1	117 / COUNSELOR	
118	COUNSELOR	TYPE A1	118 / COUNSELOR	
119	COUNSELOR	TYPE A1	119 / COUNSELOR	
120	OFFICE	TYPE A1	120 / OFFICE	
121	OFFICE	TYPE A1	121 / OFFICE	
122	BREAKROOM	TYPE A1	122 / BREAKROOM	
122	BREAKROOM	TYPE M	ANTI-SEXUAL HARASSMENT	
123	HOUSEKEEPING	TYPE A1	123 / HOUSEKEEPING	
124	MECH / ELEC	TYPE A1	124 / MECH / ELEC	
C101	CORRIDOR	TYPE C	EXIT	(2) AT EXIT DOORS
C101	CORRIDOR	TYPE D	FIRE EQUIPMENT	ABOVE EACH FIRE EXTINGUISHER CABINET
C101	CORRIDOR	TYPE E	DO NOT ENTER	OUTSIDE ON SIDE OR BACK ENTRANCES
C101	CORRIDOR	TYPE O	EVACUATION PLAN	(1) IN EACH CORRIDOR

VETCENTER EST. 1979

SCHEDULE NOTE:

ALL SIGNAGE TO BE FIRST REVIEWED AND APPROVED BY THE VA. SUBMIT SHOP DRAWINGS, COLORS AND FINISH SCHEMES, VA PROVIDED ROOM NAMES & NUMBERS, ETC. FOR REVIEW PRIOR TO ORDERING. ALL SIGNS INDICATED MAY BE SELECTED BY VA. ADDITIONAL SIGNAGE TYPES AND OR STYLES MAY BE REQUIRED BY THE GOVERNMENT, AUTHORITY HAVING JURISDICTION OR VA AND SHALL BE CLARIFIED DURING THE SHOP DRAWING REVIEW PHASE. EXACT QUANTITIES AND LOCATIONS TO BE COORDINATED DURING THE SHOP DRAWING PHASE. LESSOR TO PROVIDE ALL CONCEALED BLOCKING AT LOCATIONS FINALIZED BY THE VA.

Sheet Title:

SIGNAGE - SCHEDULE

Sheet No.:

VC - 00.02

VET CENTER EST. 1979

VA U.S. Department of Veterans Affairs