Cleaver Brooks

BOILER #1
Cleaver Brooks
Performance Proven Worldwide


L.F.
Hold


JOHN DEERE
Product Identification Number
1M04X2XDALM151216
MODEL
TX GATOR
DOM
060220
DEERE & COMPANY
MOLINE, ILLINOIS, U.S.A.
ASSEMBLED IN U.S.A.
CONFORMS TO SAE J2258–2016 OW 507.0 kg GVW 987 kg
EMISSION CONTROL INFORMATION
THIS EQUIPMENT MEETS U.S. EPA EVAP STANDARDS.
EMISSION FAMILY: LJDXPNHEQE01
CAN ICES–2/NMB–2

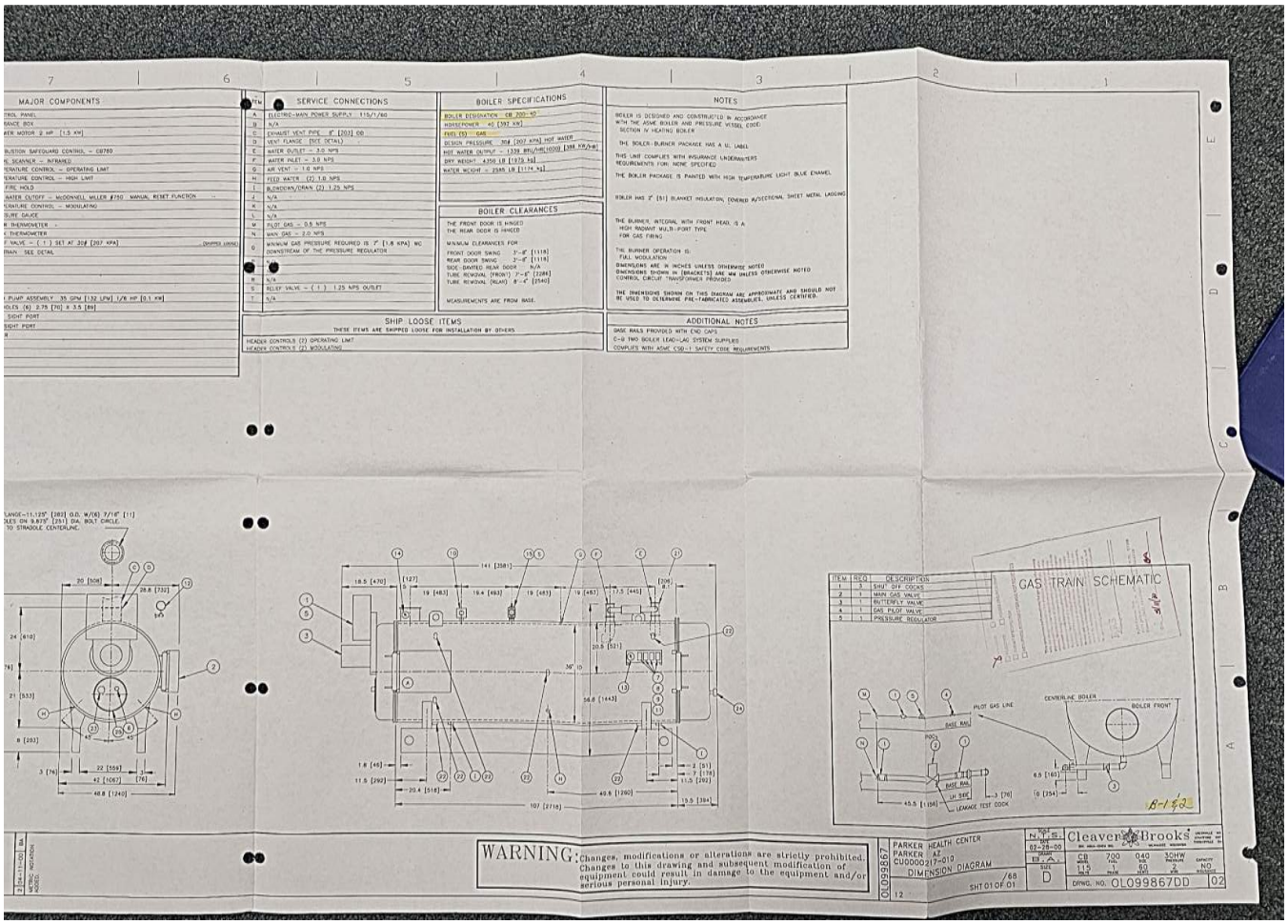
MAJOR COMPONENTS
SERVICE CONNECTIONS
BOILER SPECIFICATIONS
NOTES
BOILER CLEARANCES
SHIP LOOSE ITEMS
ADDITIONAL NOTES
GAS TRAIN SCHEMATIC
WARNING: Changes, modifications or alterations are strictly prohibited. Changes to this drawing and subsequent modification of equipment could result in damage to the equipment and/or serious personal injury.
PARKER HEALTH CENTER
PARKER, AZ
CU0000217-010
DIMENSION DIAGRAM
SHT 01 OF 01
Cleaver-Brooks
DRWG. NO. OL099867DD

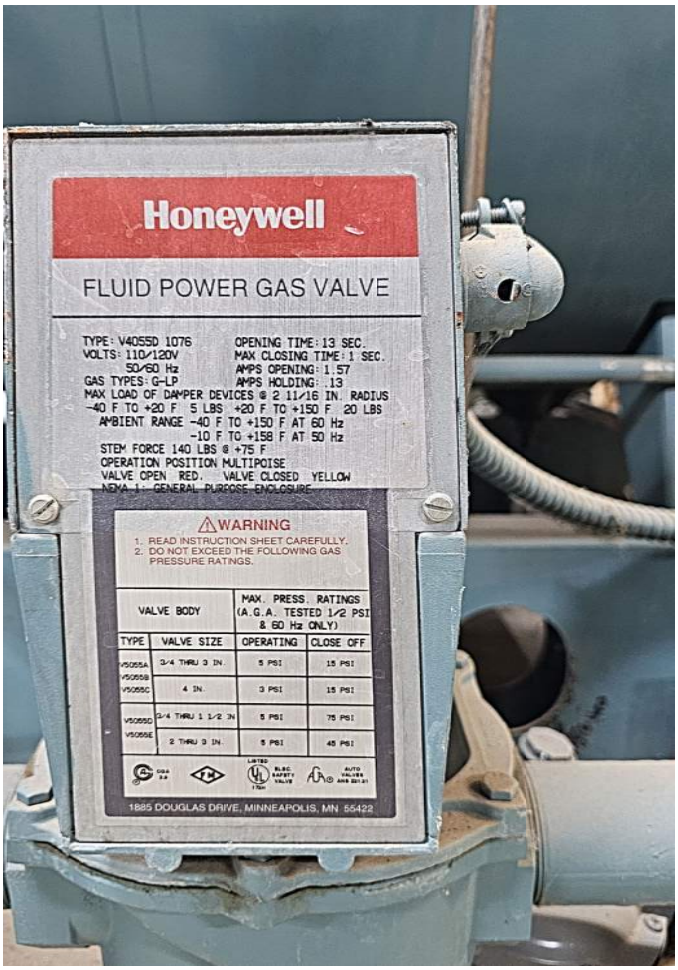
Honeywell
FLUID POWER GAS VALVE
TYPE: V4055D 1076
VOLTS: 110/120V
50/60 Hz
GAS TYPES: G-LP
OPENING TIME: 13 SEC.
MAX CLOSING TIME: 1 SEC.
AMPS OPENING: 1.57
AMPS HOLDING: .13
MAX LOAD OF DAMPER DEVICES @ 2 11/16 IN. RADIUS
-40 F TO +20 F 5 LBS +20 F TO +150 F 20 LBS
AMBIENT RANGE -40 F TO +150 F AT 60 Hz
-10 F TO +158 F AT 50 Hz
STEM FORCE 140 LBS @ +75 F
OPERATION POSITION MULTIPOISE
VALVE OPEN RED. VALVE CLOSED YELLOW
NEMA 1: GENERAL PURPOSE ENCLOSURE
WARNING
1. READ INSTRUCTION SHEET CAREFULLY.
2. DO NOT EXCEED THE FOLLOWING GAS PRESSURE RATINGS.
VALVE BODY
MAX. PRESS. RATINGS (A.G.A. TESTED 1/2 PSI & 60 Hz ONLY)
TYPE
VALVE SIZE
OPERATING
CLOSE OFF
V5055A
V5055B
V5055C
3/4 THRU 3 IN.
5 PSI
15 PSI
4 IN.
3 PSI
15 PSI
V5055D
V5055E
3/4 THRU 1 1/2 IN
5 PSI
75 PSI
2 THRU 3 IN.
5 PSI
45 PSI
1885 DOUGLAS DRIVE, MINNEAPOLIS, MN 55422

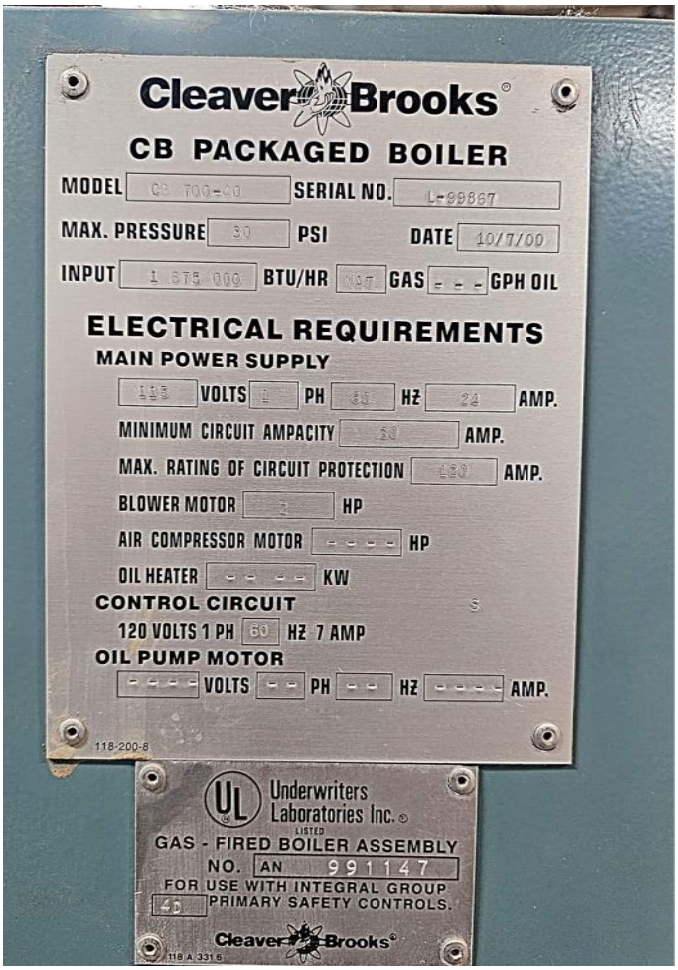
Cleaver-Brooks
CB PACKAGED BOILER
MODEL CB 700-40
SERIAL NO. L-99867
MAX. PRESSURE 30 PSI
DATE 10/7/00
INPUT 1 675 000 BTU/HR NAT GAS - - - GPH OIL
ELECTRICAL REQUIREMENTS
MAIN POWER SUPPLY
115 VOLTS 1 PH 60 HZ 24 AMP.
MINIMUM CIRCUIT AMPACITY 30 AMP.
MAX. RATING OF CIRCUIT PROTECTION 120 AMP.
BLOWER MOTOR 2 HP
AIR COMPRESSOR MOTOR - - - - - HP
OIL HEATER - - - - KW
CONTROL CIRCUIT
120 VOLTS 1 PH 60 HZ 7 AMP
OIL PUMP MOTOR
- - - - - VOLTS - - PH - - HZ - - - - - AMP.
118-200-8
Underwriters Laboratories Inc.
LISTED
GAS - FIRED BOILER ASSEMBLY
NO. AN 991147
FOR USE WITH INTEGRAL GROUP
4D PRIMARY SAFETY CONTROLS.
Cleaver-Brooks
118 A 3316

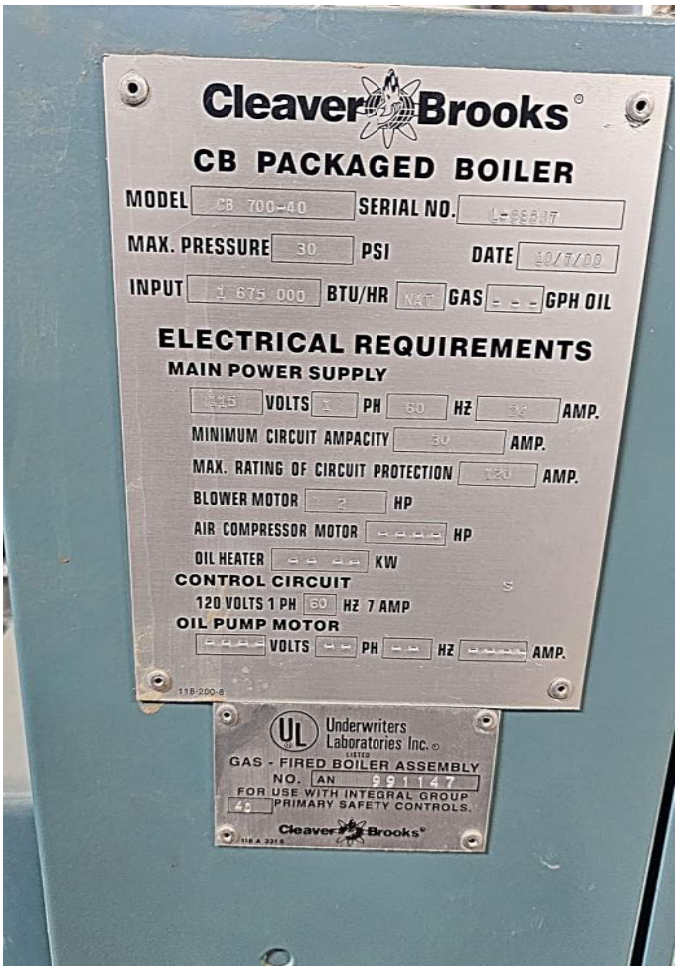
Cleaver-Brooks
CB PACKAGED BOILER
MODEL CB 700-40
SERIAL NO. L-99867
MAX. PRESSURE 30 PSI
DATE 10/7/00
INPUT 1 675 000 BTU/HR NAT GAS - - - GPH OIL
ELECTRICAL REQUIREMENTS
MAIN POWER SUPPLY
115 VOLTS 1 PH 60 HZ 24 AMP.
MINIMUM CIRCUIT AMPACITY 30 AMP.
MAX. RATING OF CIRCUIT PROTECTION 120 AMP.
BLOWER MOTOR 2 HP
AIR COMPRESSOR MOTOR - - - - - HP
OIL HEATER - - - - KW
CONTROL CIRCUIT
120 VOLTS 1 PH 60 HZ 7 AMP
OIL PUMP MOTOR
- - - - - VOLTS - - PH - - HZ - - - - - AMP.
118-200-8
Underwriters Laboratories Inc.
LISTED
GAS - FIRED BOILER ASSEMBLY
NO. AN 991147
FOR USE WITH INTEGRAL GROUP
4D PRIMARY SAFETY CONTROLS.
Cleaver-Brooks
118 A 3316



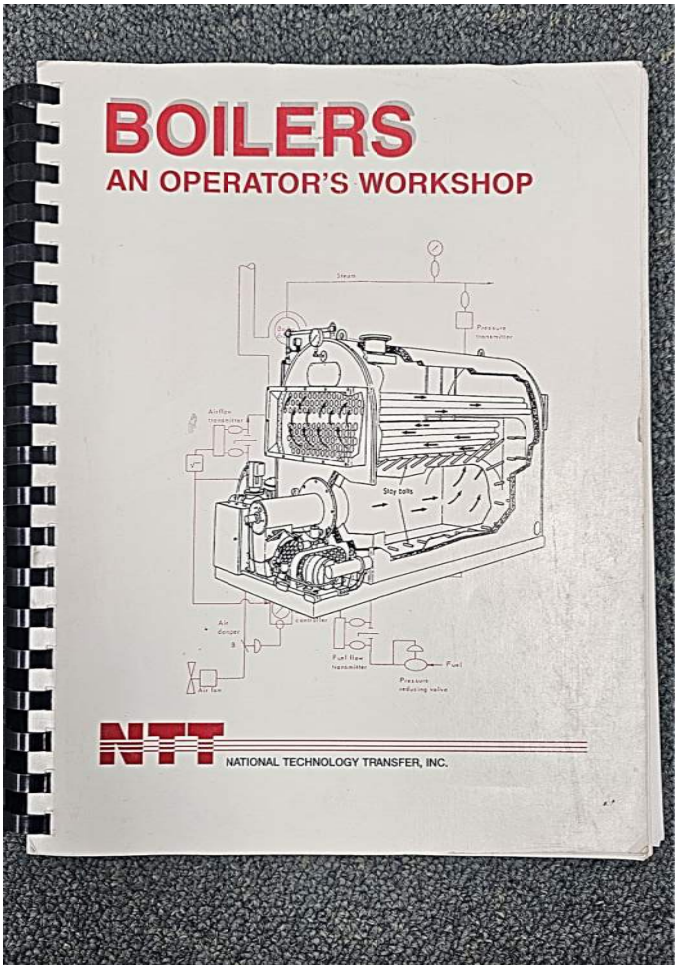

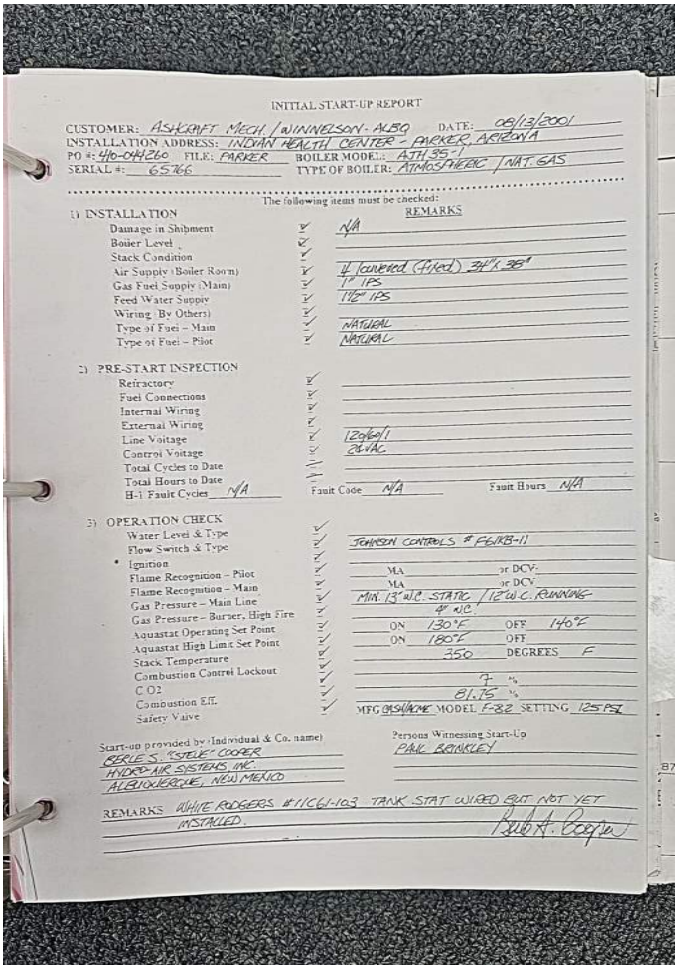

INITIAL START-UP REPORT

CUSTOMER: ASHCRAFT MECH / WINNELSON - ALBQ DATE: 08/13/2001
INSTALLATION ADDRESS: INDIAN HEALTH CENTER - PARKER, ARIZONA
PO #: 40-044266 FILE: PARKER BOILER MODEL: ATH 35 /
SERIAL #: 65766 TYPE OF BOILER: ATMOSPHERIC / NAT. GAS

The following items must be checked:

		REMARKS
1) INSTALLATION		
Damage in Shipment	✓	N/A
Boiler Level	✓	
Stack Condition	✓	
Air Supply (Boiler Room)	✓	4 louvered (fixed) 314" 388"
Gas Fuel Supply (Main)	✓	1" IPS
Feed Water Supply	✓	1 1/2" IPS
Wiring (By Others)	✓	
Type of Fuel – Main	✓	NATURAL
Type of Fuel – Pilot	✓	NATURAL
2) PRE-START INSPECTION		
Refractory	✓	
Fuel Connections	✓	
Internal Wiring	✓	
External Wiring	✓	
Line Voltage	✓	120/60/1
Control Voltage	✓	24 VAC
Total Cycles to Date	✓	
Total Hours to Date	✓	
H-1 Fault Cycles N/A		Fault Code N/A Fault Hours N/A
3) OPERATION CHECK		
Water Level & Type	✓	
Flow Switch & Type	✓	JOHNSON CONTROLS # F61RB-11
Ignition	✓	
Flame Recognition – Pilot	✓	MA or DCV
Flame Recognition – Main	✓	MA or DCV
Gas Pressure – Main Line	✓	MIN. 13" W.C. STATIC / 12" W.C. RUNNING
Gas Pressure – Burner, High Fire	✓	4" W.C.
Aquastat Operating Set Point	✓	ON 130°F OFF 140°F
Aquastat High Limit Set Point	✓	ON 180°F OFF
Stack Temperature	✓	350 DEGREES F
Combustion Control Lockout	✓	
C O2	✓	8 %
Combustion Eff.	✓	81.75 %
Safety Valve	✓	MFG CASH/ACME MODEL F-82 SETTING 125 PSI

Start-up provided by (Individual & Co. name)
BERLE "STEVE" COOPER
HYDRO-AIR SYSTEMS, INC.
ALBUQUERQUE, NEW MEXICO

Persons Witnessing Start-Up
PAUL BRINKLEY

REMARKS WHITE RODGERS #1166-103 TANK STAT WIRED BUT NOT YET INSTALLED.

Berle A. Cooper

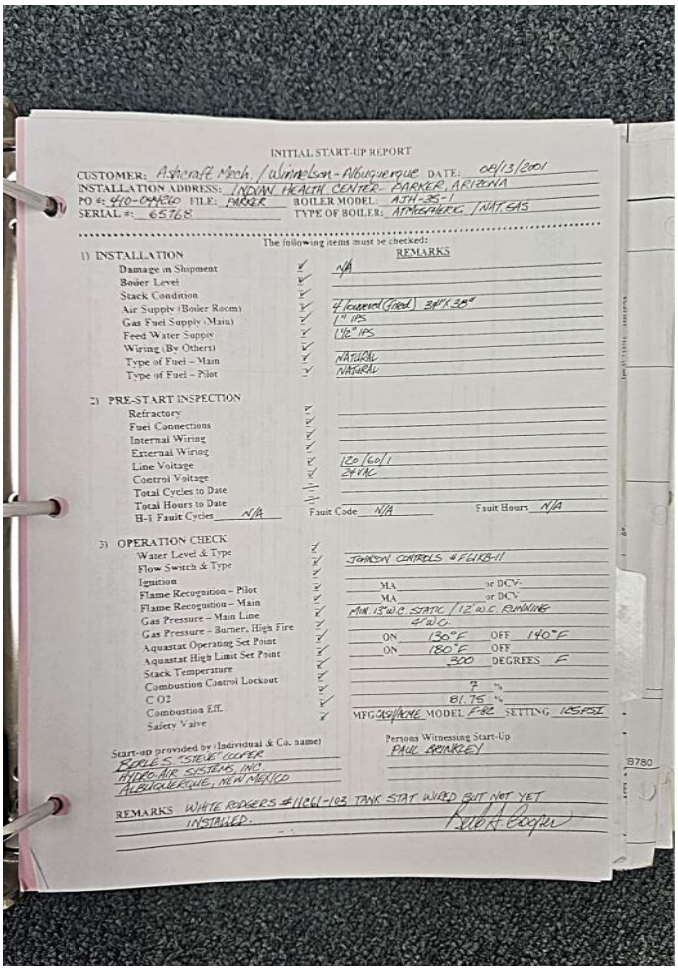

INITIAL START-UP REPORT

CUSTOMER: Ashcraft Mech. / Winnelson - Albuquerque DATE: 08/13/2001
INSTALLATION ADDRESS: INDIAN HEALTH CENTER - PARKER, ARIZONA
PO #: 410-044260 FILE: PARKER BOILER MODEL: ATH-35-1
SERIAL #: 65768 TYPE OF BOILER: ATMOSPHERIC / NAT. GAS

The following items must be checked:

		REMARKS
1) INSTALLATION		
Damage in Shipment	✓	N/A
Boiler Level	✓	
Stack Condition	✓	
Air Supply (Boiler Room)	✓	4 louvered (fired) 34"X 38"
Gas Fuel Supply (Main)	✓	1" IPS
Feed Water Supply	✓	1½" IPS
Wiring (By Others)	✓	
Type of Fuel – Main	✓	NATURAL
Type of Fuel – Pilot	✓	NATURAL
2) PRE-START INSPECTION		
Refractory	✓	
Fuel Connections	✓	
Internal Wiring	✓	
External Wiring	✓	
Line Voltage	✓	120/60/1
Control Voltage	✓	24VAC
Total Cycles to Date	✓	
Total Hours to Date	✓	
H-1 Fault Cycles N/A		Fault Code N/A Fault Hours N/A
3) OPERATION CHECK		
Water Level & Type	✓	
Flow Switch & Type	✓	JOHNSON CONTROLS #F61KB-11
Ignition	✓	
Flame Recognition – Pilot	✓	MA or DCV-
Flame Recognition – Main	✓	MA or DCV-
Gas Pressure – Main Line	✓	MIN. 13" W.C. STATIC / 12" W.C. RUNNING
Gas Pressure – Burner, High Fire	✓	4" W.C.
Aquastat Operating Set Point	✓	ON 130°F OFF 140°F
Aquastat High Limit Set Point	✓	ON 180°F OFF
Stack Temperature	✓	300 DEGREES F
Combustion Control Lockout	✓	
C O2	✓	7 %
Combustion Eff.	✓	81.75 %
Safety Valve	✓	MFG CASH/ACME MODEL F82 SETTING 125PSI

Start-up provided by (Individual & Co. name)
BERLE S. "STEVE" COOPER
HYDRO-AIR SYSTEMS, INC.
ALBUQUERQUE, NEW MEXICO

Persons Witnessing Start-Up
PAUL BRINKLEY

REMARKS WHITE RODGERS #11C61-103 TANK STAT WIRED BUT NOT YET INSTALLED.

Berle A. Cooper

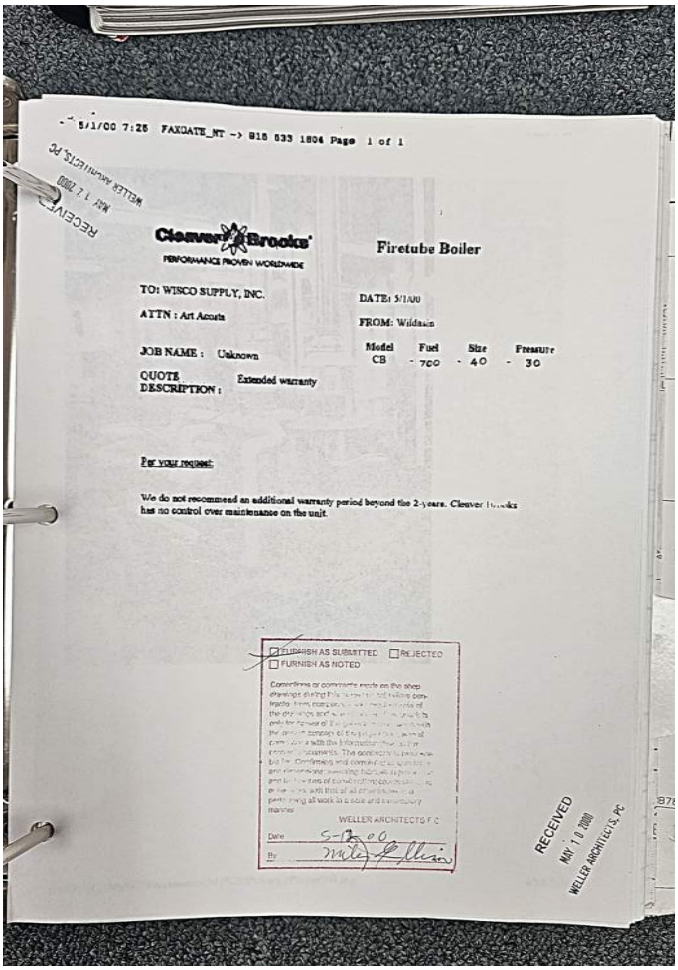

5/1/00 7:25 FAXDATE_NT -> 915 533 1804 Page 1 of 1

RECEIVED MAY 1 7 2000 WELLER ARCHITECTS, PC

Cleaver Brooks
PERFORMANCE PROVEN WORLDWIDE

Firetube Boiler

TO: WISCO SUPPLY, INC.
ATTN : Art Acosta
JOB NAME : Unknown
QUOTE DESCRIPTION : Extended warranty

DATE: 5/1/00
FROM: Wildasin

Model	Fuel	Size	Pressure
CB	- 700	- 40	- 30

Per your request:

We do not recommend an additional warranty period beyond the 2-years. Cleaver Brooks has no control over maintenance on the unit.

☑ FURNISH AS SUBMITTED ☐ REJECTED
☐ FURNISH AS NOTED

Corrections or comments made on the shop drawings during this review do not relieve contractor from compliance with the provisions of the drawings and specifications. This check is only for review of the general concept and with the design concept of the project. Approval of a particular item is not a certification of the information shown on the contract documents. The contractor is responsible for confirming and correlating all quantities and dimensions, selecting fabrication processes and techniques of construction, coordinating the work with that of all other trades and performing all work in a safe and satisfactory manner.

WELLER ARCHITECTS P.C.
Date 5-12-00
By [signature]

RECEIVED MAY 1 0 2000 WELLER ARCHITECTS, PC

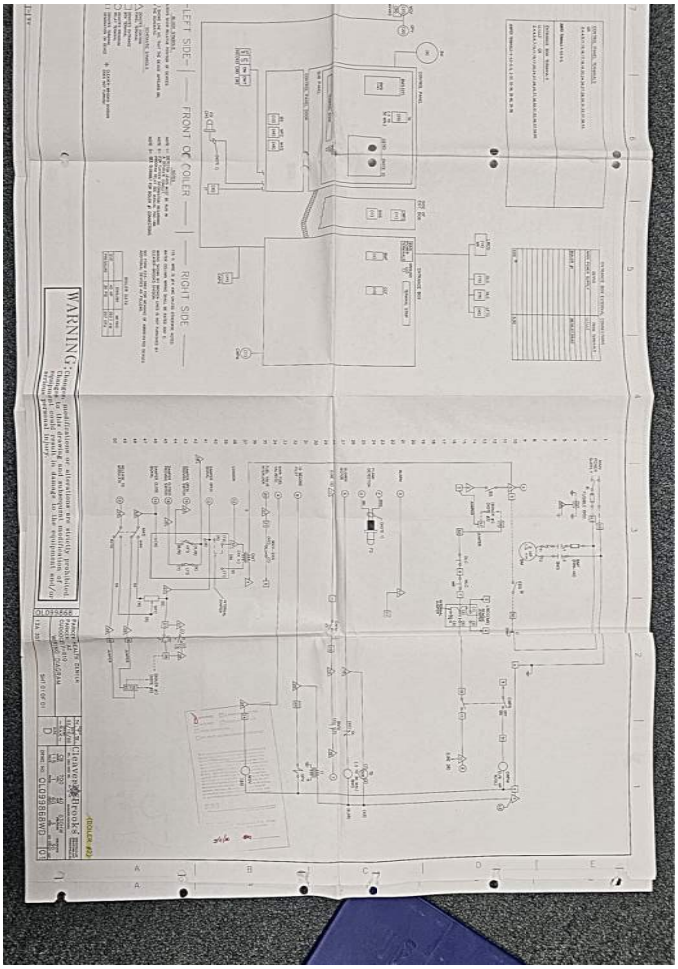

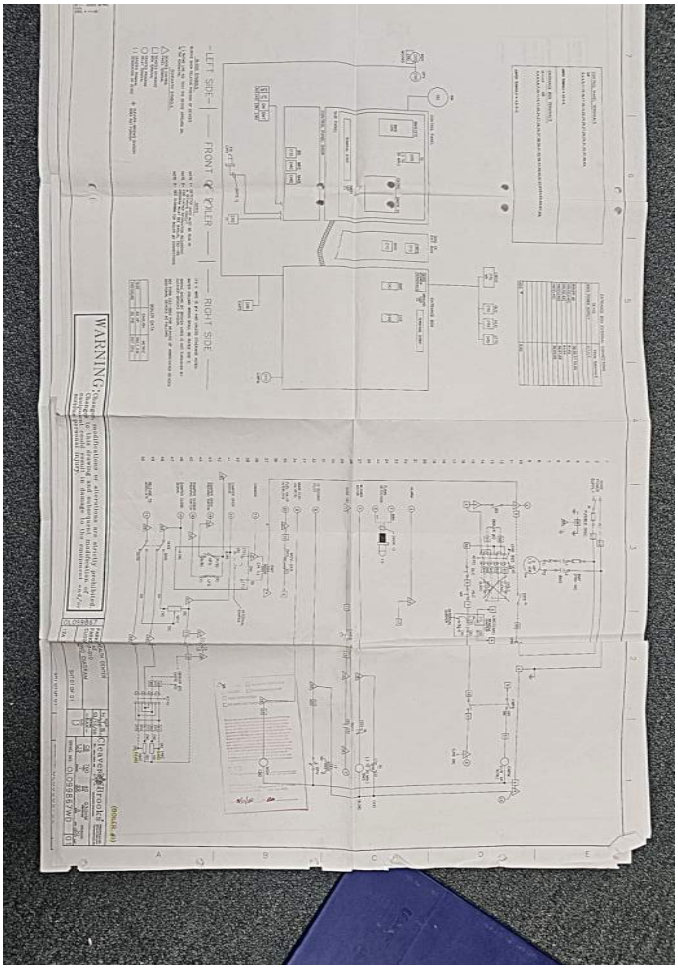

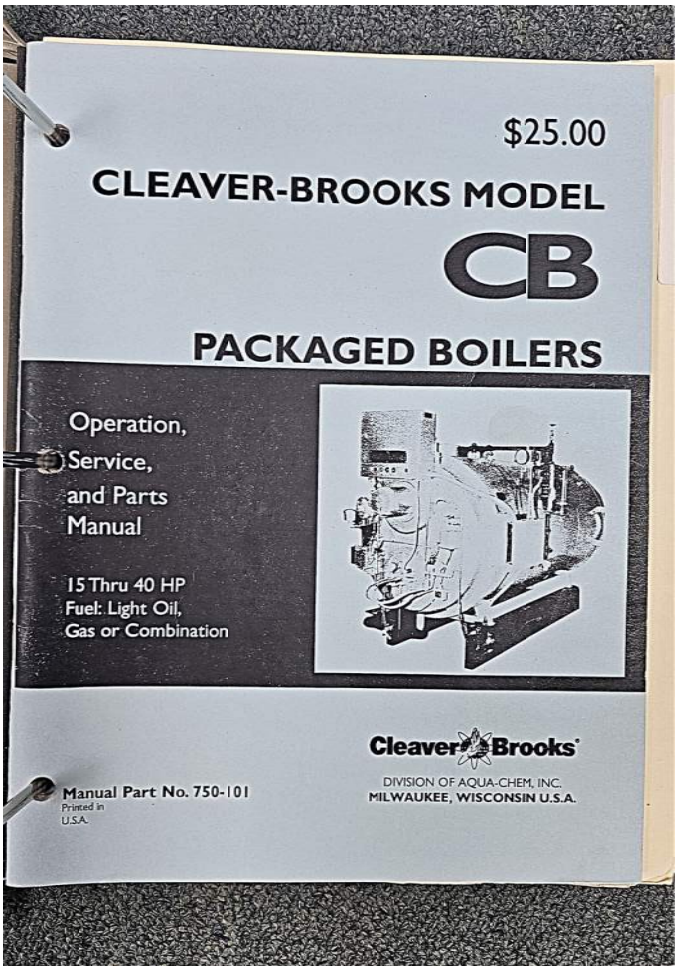
$25.00
CLEAVER-BROOKS MODEL
CB
PACKAGED BOILERS
Operation,
Service,
and Parts
Manual
15 Thru 40 HP
Fuel: Light Oil,
Gas or Combination
Cleaver Brooks
DIVISION OF AQUA-CHEM, INC.
MILWAUKEE, WISCONSIN U.S.A.
Manual Part No. 750-101
Printed in
U.S.A.