United States Department of Interior, National Park Service
Historic Preservation Training Center

MASONRY BARRIER WALL

Southeast Corner of 6th and Market Street
CONSTRUCTION DOCUMENTS

Independence National Historical Park
Philadelphia, PA
June 10, 2026

The President's House, Liberty Bell Center (Photo: NPS)

SUB SHEET	TITLE OF SHEET
A1.1	TITLE SHEET
A1.2	GENERAL NOTES
A1.3	SITE PLAN
A1.4	WALL ELEVATIONS & DETAILS

DRAWING INDEX

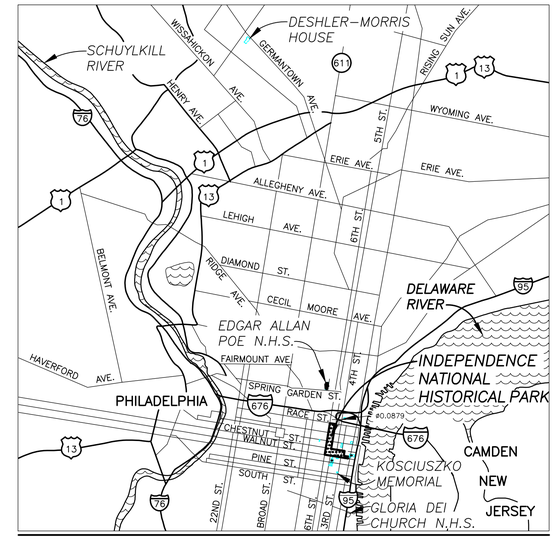

Park Map (Image:)

VICINITY MAP

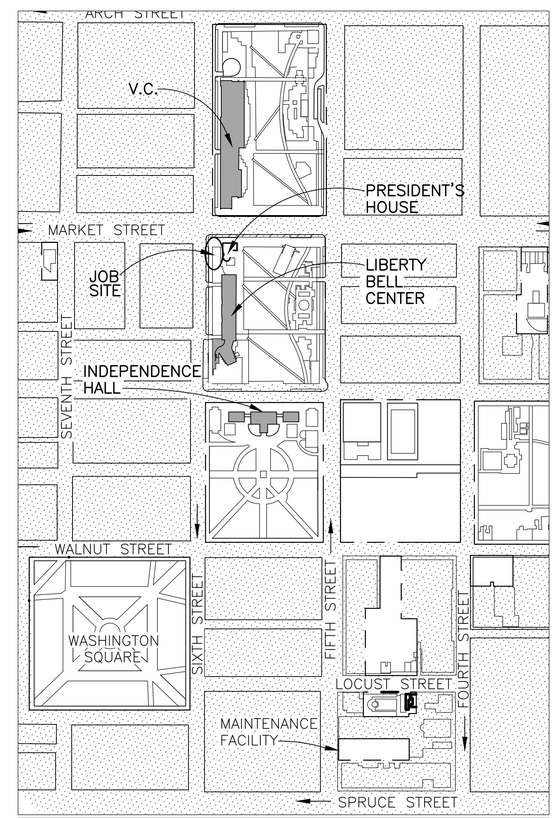

Park Map (Image:)

VICINITY MAP

DESIGNER/S: CC, CG

DRAWING NO. 391 199526
PMIS/PKG. NO. 351014

PHILADELPHIA, PA

MASONRY BARRIER WALL
Southeast Corner of 6th and Market Street
Independence National Historical Park

NORTHEAST REGION

TRUE NORTH

DATE: 06.10.26
TECH REVIEW: XX.XX.XX

A1.1

GENERAL NOTES

1. PER POLICY MEMORRADIUM 23-01 (APPROVED MAY 09, 2023), the ICC's FAMILY OF CODES AND THEIR APPENDICES HAVE BEEN ADOPTED AS THE NATIONALLY RECOGNIZED BUILDING CODES FOR THE NATIONAL PARK SERVICE (NPS). ADDITIONALLY, THE NATIONAL ELECTRICAL CODE (NFPA 70 PUBLISHED BY THE NATIONAL FIRE PROTECTION ASSOCIATION) IS ADOPTED AS THE NATIONALLY RECOGNIZED CODE FOR ELECTRICAL.

2. DO NOT SCALE DRAWINGS.

3. FIELD VERIFY ALL DIMENSIONS & CONDITIONS. NOTIFY THE COR OF ANY CONDITIONS NOT ADDRESSED IN THESE DOCUMENTS PRIOR TO SUBMITTING A BID.

4. ALL DIMENSIONS NOTED AS "±", "EXIST.", AND/OR "V.I.F" ARE EXISTING & SHALL BE VERIFIED IN FIELD.

5. ALL DIMENSIONS ARE TO CENTERLINE OF COLUMN, FACE OF STUD OR MASONRY UNLESS OTHERWISE NOTED.

4. ALL FIXTURES & ACCESSORIES ARE DIMENSIONED CLEAR OF FINISH (C.O.F.).

5. ALL ITEMS INDICATED, NOTED OR SPECIFIED IN THESE CONTRACT DOCUMENTS SHALL BE NEW, FURNISHED & INSTALLED BY THE GENERAL CONTRACTOR AS PART OF THIS CONTRACT UNLESS OTHERWISE NOTED.

8. LAYOUT ALL SITE WORK IN THE FIELD W/COR PRIOR TO BEGINNING SITE WORK.

9. ALL ITEMS NOTED TO BE "SALVAGED" SHALL BE REMOVED USING GENTLE METHODS AND EQUIPMENT "HISTORIC TREATMENT TO PREVENT DAMAGE TO THESE ITEMS AND THE ADJACENT SURFACES. STORE ITEMS IN A PROTECTED IN SECURE AREA FOR REINSTALLATION.

10. ALL ITEMS NOTED AS EXISTING, EXIST., OR (E) SHALL REMAIN AND BE PROTECTED BY THE GENERAL CONTRACTOR FOR THE DURATION OF THE PROJECT. DAMAGE TO THESE ITEMS SHALL BE REPAIRED OR REPLACED BY THE GENERAL CONTRACTOR AT NO ADDITIONAL EXPENSE TO THE GOVERNMENT.

ABBREVIATIONS:

±	PLUS/MINUS
ADJ.	ADJACENT
A.F.F.	ABOVE FINISHED FLOOR
A.H.	AIR HANDLER
ALUM.	ALUMINUM
BD.	BOARD
BLDG.	BUILDING
cj	CONTROL JOINT
CLO.	CLOSET
C.O.F.	CLEAR OF FINISH
COM.	COMMUNICATIONS DEVICE(S)
CONT.	CONTINUOUS
C.U.	CONDENSING UNIT
CW	COLD WATER
DIA.	DIAMETER
DBL.	DOUBLE
(E)/EXIST.	EXISTING
ej	EXPANSION JOINT
ENG.	ENGINEERED
EXP.	EXPANSION
EXP.	EXPOSURE/EXPOSED
FCU	FAN COIL UNIT
GALV.	GALVANIZED
G. BAR	GRAB BAR
GYP. BD.	GYPSUM BOARD
LAV.	LAVATORY
H.P.	HEAT PUMP
HPTC	HISTORIC PRESERVATION TRAINING CENTER
HT.	HEIGHT
HW	HOT WATER
HSS	HOLLOW STRUCTURAL SECTION
HVAC	HEATING, VENTING & AIR CONDITIONING
MAX.	MAXIMUM
MIN.	MINIMUM
M.R.	MOISTURE RESISTANT
NS/FS	NEAR SIDE/FAR SIDE
o.c.	ON CENTER
O.H.	OPPOSITE HAND
OSB	ORIENTED STRAND BOARD
PLAM.	PLASTIC LAMINATE
psi	POUNDS PER SQUARE INCH
PTD.	PANTED
PVC	POLY VINYL CLORIDE
PWRT	PACIFIC WEST REGIONAL TEAM
R	RADIUS
REBAR	REINFORCEMENT BAR
REQ'D.	REQUIRED
SAN	SANITARY SEWER
S.S.	STAINLESS STEEL
P.	STORAGE
SIM.	SIMILAR
TLT.	TOILET
TRD.	TREATED (PRESSURE)
TYP.	TYPICAL
V.I.F.	VERIFY IN FIELD
W/	WITH
W/O	WITHOUT
WC	WATER CLOSET
W.H.	WATER HEATER
WWF	WELDED WIRE FABRIC

HISTORIC TREATMENT TERMS

Consolidate: To strengthen loose or deteriorated materials in place.

Dismantle: To disassemble or detach a historic item from a surface, or a non-historic item from a historic surface, using gentle methods and equipment to prevent damage to historic items and surfaces; disposing of items unless indicated to be salvaged or reinstalled.

Existing to Remain: Existing items that are not to be removed or dismantled, except to the degree indicated for performing required scope of work.

Historic: Spaces, areas, rooms, surfaces, materials, finishes, and overall appearance that are important to the successful **preservation**, **rehabilitation**, **restoration**, **and reconstruction** as determined by the Architect.

Match: To blend with adjacent construction and manifest no apparent difference in material type, species, cut, form, detail, color, grain, texture, or finish; as approved by Architect.

Remove: To take down or detach a non-historic item located within a historic space, area, or room, using gentle methods and equipment to prevent damage to historic items and surfaces; disposing of items unless indicated to be salvaged or reinstalled.

Repair: To correct damage and defects, retaining existing materials, features, and finishes while employing as little new material as possible. This includes patching, piecing-in, splicing, consolidating, or otherwise reinforcing or upgrading materials.

Replace: To remove, duplicate, and reinstall entire item with new material. The original item is the pattern for creating duplicates unless otherwise indicated.

Replicate: To reproduce in exact detail, materials, and finish unless otherwise indicated.

Reproduce: To fabricate a new item, accurate in detail to the original, and from either the same or a similar material as the original, unless otherwise indicated.

Restore: To consolidate, replicate, reproduce, repair, and refinish as required to achieve the indicated results.

Retain: To keep existing items that are not to be removed or dismantled.

Reversible: New construction work, treatments, or processes that can be removed or undone in the future without damaging historic materials unless otherwise indicated.

Salvage: To label and protect removed or dismantled items for later reinstallation.

Stabilize: To provide structural reinforcement of unsafe or deteriorated items while maintaining the essential form as it exists at present; also, to reestablish a weather-resistant enclosure.

Strip: To remove existing finish down to base material unless otherwise indicated.

DESIGNER/S: CC & CG

NATIONAL PARK SERVICE

HPTC

DRAWING NO. 391 199526

PMIS/PKG. NO. 351014

PHILADELPHIA, PA

MASONRY BARRIER WALL

Southeast Corner of 6th and Market Street

Independence National Historical Park

NORTHEAST REGION

DATE: 06.10.26

TECH REVIEW: XX.XX.XX

A1.2

LEGEND:

- EXTENT OF EXCAVATION
- MASONRY BARRIER WALL
- TEMPORARY CONSTRUCTION PERIMETER FENCING
- (E) HEAD — EXISTING IRRIGATION SYSTEM SPRINKLER HEAD

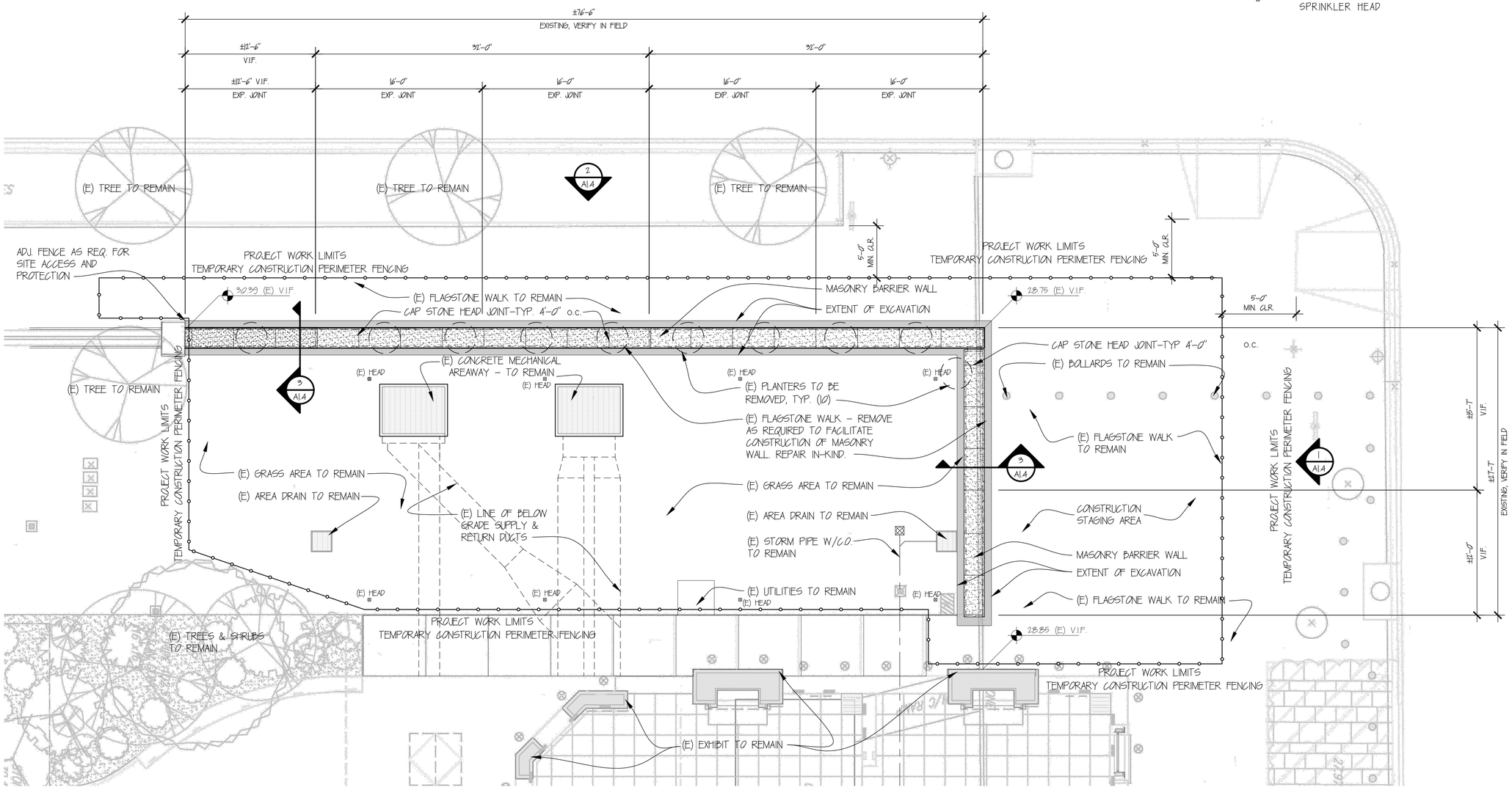

1 SITE PLAN

0 1 2 3 4 5 10 20
FEET
3/16"=1'-0"

DESIGNER/S: CG

NATIONAL PARK SERVICE

HPTC

DRAWING NO. 391 / 199526

PMIS/PKG. NO. 351014

PHILADELPHIA, PA

MASONRY BARRIER WALL
Southeast Corner of 6th and Market Street
Independence National Historical Park

NORTHEAST REGION

N

DATE: 06.10.26

TECH REVIEW: XX.XX.XX

A1.3

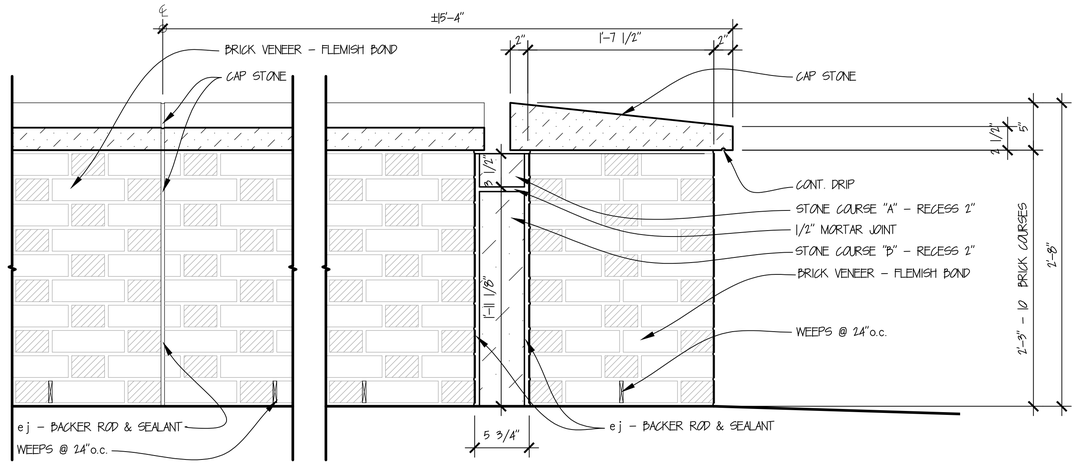

4 ENLARGED PARTIAL ELEVATION

0 1 2
FEET 1-1/2"=1'-0"

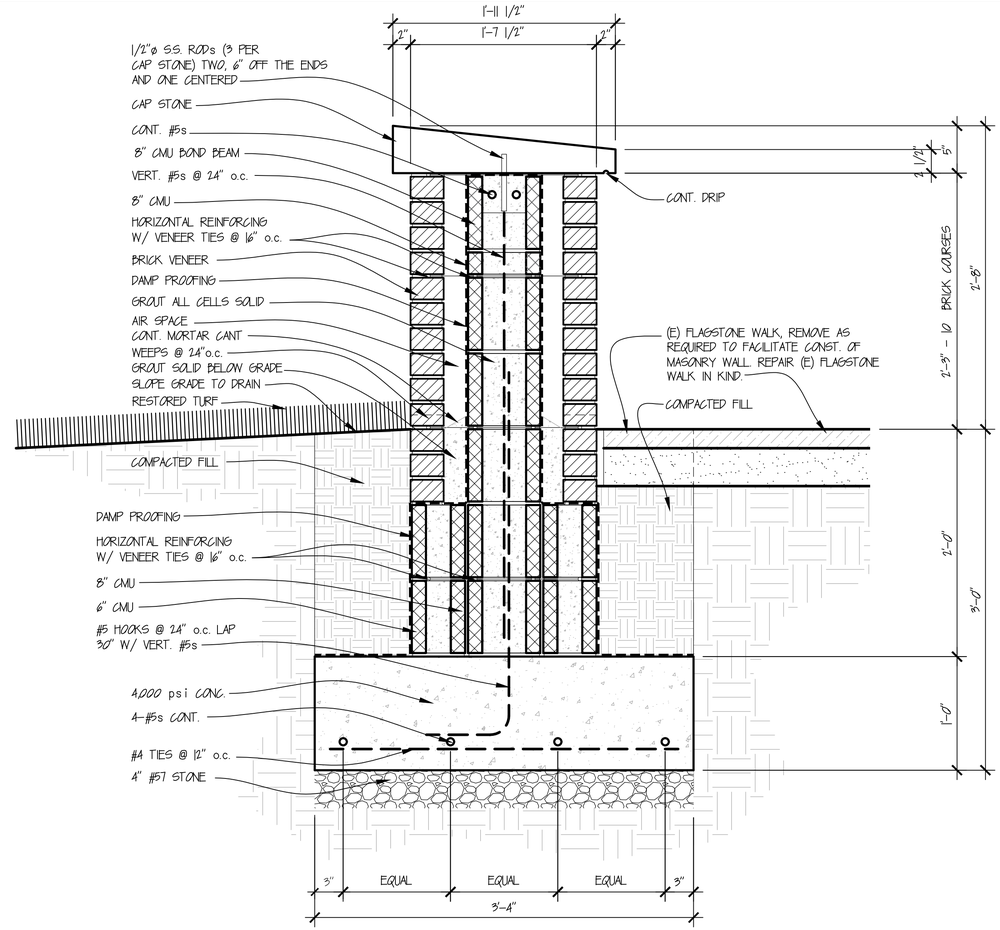

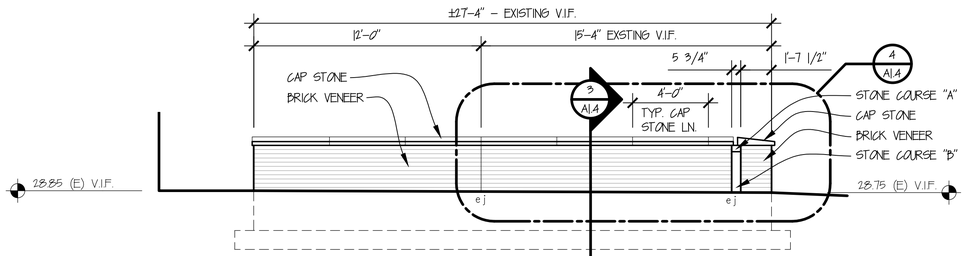

1 MARKET STREET ELEVATION

0 1 2 3 4 5 10 15
FEET 1/4"=1'-0"

3 WALL SECTION

0 1 2
FEET 1-1/2"=1'-0"

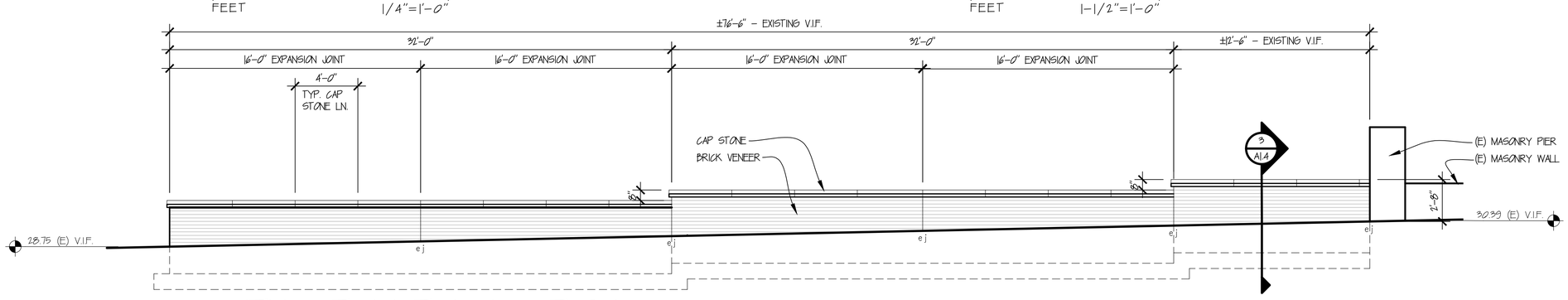

2 SIXTH STREET ELEVATION

0 1 2 3 4 5 10 15
FEET 1/4"=1'-0"

DESIGNER/S: XXX

DRAWING NO. 391 199526
PMIS/PKG. NO. 351014

PHILADELPHIA, PA

MASONRY BARRIER WALL
Southeast Corner of 6th and Market Street
Independence National Historical Park

NORTHEAST REGION

DATE: 06.10.26
TECH REVIEW: XX.XX.XX

A1.4