STATEMENT OF WORK
FOR
REPLACE AIRFIELD TRANSFORMERS

BASE CAPE COD
JULY 23, 2025

SECTION 01010

GENERAL REQUIREMENTS

PART 1 – GENERAL

1.1 SCOPE: The Contractor shall provide all personnel, equipment, tools, materials, supervision, and other items and services necessary to remove and dispose of existing airfield lighting transformers and replace with refurbished, certified, and warrantied transformers (Fig. 1-11) at the U.S. Coast Guard, Base Cape Cod, on Joint Base Cape Cod, Buzzards Bay, MA, 02542.

1.1.1 Existing transformers: Contractors shall verify transformer specifications.

1) Transformer 413 (Fig. 1-3), adjacent to building 614 and runway 23. MANUFACTURER - McGraw Edison, Power System Division, Canonsburg, PA, 15317, single phase, 60 hertz, KVA 37 ½, 65° RISE, serial number 74ZD743004, voltage rating 4160GRD.Y/2400x12470GRD.Y/7200x13800GRD.Y/7970 240/120, cat nc. AAVL 115079A-37-K1, class OA, % IMP. 1.9 - 1.8, WDG MAT L.V. AL HV CU, wt.lb. 855, H.V. CONNECTION: VOLTAGE 2400 – SWITCH POSITION 2.4, VOLTAGE 7200 – SWITCH POSITION 7.2, VOLTAGE 7970 – SWITCH POSITION 7.9. Replace transformers in kind, or equal.

2) Transformer 523 (Fig. 4-6), adjacent to building 614 and runway 14, MANUFACTURER - McGraw Edison, Power System Division, Canonsburg, PA, 15317, single phase, 60 hertz, KVA 37 ½, 65° rise, serial number 73ZE858030, voltage rating 4160GRD.Y/2400x12470GRD.Y/7200x13800GRD.Y/7970 240/120, cat nc. AAVL 115079A-37-K1, class OA, % imp. 1.9 - 1.8, WDG MAT L.V. AL HV CU, wt.lb. 855, H.V. CONNECTION: VOLTAGE 2400 – SWITCH POSITION 2.4, VOLTAGE 7200 – SWITCH POSITION 7.2, VOLTAGE 7970 – SWITCH POSITION 7.9. Replace transformers in kind, or equal.

3) Transformer 138613 (Fig. 7-9), adjacent to hangar 3181 and taxiway Delta, Manufacturer ABB Jefferson City, MO, Style F25E017L67, Serial # 11JC573270001, KVA 1000/1120, AT CONTINUOUS RISE °C 55/65, MFG DATE JULY-2011, HIGH VOLTAGE 4160GRDY/2400, HV BIL KV 60, HV MTL AL, 5 IMPEDANCE 5.80, LOW VOLTAGE 480Y/277, LV BIL KV 30, LV MTL AL, GALLONS OIL 329, TOTAL WEIGHT IN POUNDS 7466. Replace transformers in kind, or equal.

1) Transformer 575 (Fig. 10-12), adjacent to building 195 and runway 5, Manufacturer Southeastern Transformer Co, Dunn, NC, single phase, 60 hertz, KVA 15, % imp. 3.6, serial number 1019102, volts 12470GRDY/7200-240/120. Replace transformers in kind, or equal.

1.1.2 REQUIRED WORK: This list should not be considered complete. It represents the general items needed to complete the contract requirements.

1. The Contractor will be working on an active military airfield under the control of U.S. Coast Guard airfield management.
2. The Contractor shall work with Local and Joint Base Cape Cod utilities to secure power to the existing transformers.
3. The Contractor shall remove and dispose of the existing transformers at Contractor's expense off the Joint Base Cape Cod.
4. The Contractor shall install and make all necessary modifications needed to provide complete working systems per manufacturer's instructions.
5. The installation shall be in accordance with all local, State, and Federal regulations
6. The installation shall comply with NFPA 70 National Electrical Code and FAA regulations.
7. The Contractor shall place new transformers into service restore power to airfield equipment.
8. The Contractor shall perform operational tests upon completion.
9. Under Federal Acquisition Regulation (FAR) rules a contractor/vendor supplying a refurbished transformer must meet:
    a. Vendor Disclosure: The vendor must explicitly state that the unit is reconditioned, or remanufactured.
    b. Testing Compliance: Refurbished units must be thoroughly oil-tested, leak-checked, and electrically verified to meet the same strict IEEE and ANSI standards as brand-new units.
    c. Warranties: Government require reconditioned/rewound transformers to carry a 3-year warranty.

1.2 SITE VISITS: Bidders are strongly recommended to inspect the site where work is to be performed to satisfy them regarding all general and local conditions that may affect the cost of contract performance, to the extent that the information is reasonably obtainable. In no event shall failure to inspect the site constitute grounds for a claim after contract award. Arrangements for such visits shall be made by contacting the COR, Albert J. Pulsifer, at albert.j.pulsifer@uscg.mil, any questions regarding this specification or the work shall be addressed in writing and directed to the Contracting Officer.

1.3 LOCATION: Work will be performed on an active military airfield at U.S. Coast Guard Base Cape Cod, Buzzards Bay, MA, 02542.

1.4 HOURS OF WORK: Normal working hours for the contract are 7:00 A.M. to 4:00 P.M., Monday through Friday (excluding Federal Holidays). If the Contractor desires to /work other than normal duty hours, on weekends or on federal holidays, he/she must request written permission from the Contracting Officer at least 36 hours in advance of such work and approval must be received prior to the requested work time. The Contractor shall coordinate the work schedule and all work with the COR. The Contractor shall not make any attempt to access any work areas without prior arrangements with the COR.

1.5 PRECONSTRUCTION CONFERENCE: Upon award of the contract and prior to starting the project, the Contractor shall attend a pre-construction conference with the Contracting Officer to ensure a complete understanding of the project. The Contractor shall pay for all expenses incurred by him in this regard. All questions shall be resolved and confirmed in writing if required.

1.6 SECURITY REQUIREMENTS: All Contractor personnel scheduled to work on JBCC shall be subject to a National Crime Information Center (NCIC) background check to gain access through the Base security gates. To process the NCIC background check, all Contractors shall provide the following information: name, citizenship, driver's real license state and number, (or passport) and date of birth. The NCIC form shall be filled out by the Contractor, listing all personnel that require access to JBCC; form shall be submitted to the COR for processing at least 7 calendar days prior to the date of access.

1.6.1 Contractor's vehicles shall have a valid and current proof of insurance and vehicle registration. The drivers and passengers shall have valid real licenses. All Contractor vehicles must enter the Base through the main gate on the Bourne side of the Base property.

1.7 REMOVAL OF CONTRACTOR EMPLOYEES: All employees of the Contractor in the performance of this contract, or any representative of the Contractor entering the worksite, shall abide by all applicable regulations and shall submit to security checks as may be deemed necessary. The Government reserves the right to direct the Contractor to remove from the performance under this contract, any employee, for misconduct or security reasons. This shall not relieve or constitute an excuse from the contract performance. Upon dismissal the employee shall render all identification for entry to the worksite.

1.8 SCHEDULE OF WORK: After receiving the notice to proceed, the Contractor shall submit a Schedule of Work on the Government furnished form or other form approved by the Contracting Officer. The Contractor shall not commence work under this contract without receiving a copy of the signed, approved schedule.

1.9 LABOR & DAILY LOGS: All personnel shall be skilled and have sufficient knowledge and experience necessary to perform work assigned to them. The Contractor shall complete the Base Cape Cod daily log form at the end of each working day and deliver weekly to the COR. The Government will attest to its accuracy by initialing the form and providing a copy back to the Contractor.

1.10 SAFETY: The Contractor shall take all necessary precautions to meet proper safety standards and regulations of the State and Federal Codes. OSHA regulations apply to all work performed on site. In addition, the Contractor shall conform to any restrictions as may be outlined by the Base Safety Officer and Fire Department during the contract. Prior to doing any welding or burning with a torch the Contractor shall obtain a "hot work" permit from the USCG FED Safety Office.

1.10.1 FIRE SAFETY: All requirements per Joint Base Cape Cod Fire Prevention Standard 911-1 shall be followed. A copy of the instructions will be provided.

1.11 ON SITE SUPERVISION: The Contractor shall always provide qualified supervision when work is being conducted by Contractor employees or Sub-Contractor employees.

Prior to commencing work, the Contractor shall submit a letter to the Contracting Officer designating an employee from his/her company as the foreman or supervisor. The supervisor shall be on site any time work is being performed. The supervisor shall be able to read, write, speak English, and have the authority to approve and accept delivery orders and minor (under $2000.00) modifications to delivery orders.

1.12 PROTECTION OF PROPERTY: The Contractor shall comply with the requirements of Paragraph 52.236-9 and 52.236-10 of the Federal Acquisition Regulation and the following: All existing grounds, fences, utilities, equipment, building components and adjacent property, including vehicles, shall be protected from any damage resulting from contract operations. Contractors will be responsible for any damage to Government property. Damaged property (done by the Contractor) shall be repaired by the Contractor, at Contractor's expense, to meet previous existing conditions.

1.13 HAZARDOUS MATERIAL: The Contractor shall be solely responsible for all Contractor generated or owned hazardous materials. While performing work Specific herein, if potentially hazardous materials are utilized a SD will be submitted to the COR prior to its use. If the hazardous materials are encountered, the Contractor shall notify the COR immediately. The Contractor's responsibility for handling hazardous material is incidental to work performed, i.e., the Contractor shall handle, remove, and properly dispose of only those hazardous materials necessary to complete the contract work.

1.13.1 Any commercial adhesives, sealants, adhesive primers, sealant primers, and associated surface preparation and cleanup solvents in containers greater than a net volume of 16 fluid ounces, or a net weight of one pound shall not exceed volatile organic compounds (VOC) limits as established in the Massachusetts Department of Environmental Protection promulgated Adhesives and Sealants regulations, 310 CMR 7.18(30)."

1.14 DISPOSAL OF REMOVED MATERIALS: Dumpsters placed on site require a permit. Permits are obtained from the USCG FED Safety Office. All material removed by the Contractor that is not indicated to be salvaged by the Government shall become the property of the Contractor. This material shall be disposed of legally off Joint Base Cape Cod property. The Contractor shall not cause, suffer, or permit the handling, transportation, or storage of any material in a manner which results, or may result in emissions that cause or contribute to a condition of air pollution, any debris which could create air-borne dust must be shipped in a closed container or wet down and securely tarped over. The Contractor is responsible to comply with all applicable federal, state, and local environmental and disposal regulations. The Contractor shall submit to the COR the following:

1.14.1 Bill of lading for all disposed materials.

1.14.2 Copy of landfill receipts.

1.14.3 Recyclers operating permit.

1.15 SUBMITTAL DESCRIPTION: Samples, catalog cuts, shop drawings, and other information shall be submitted by the Contractor as required by the list of submittals on the Submittal Register Form(s) which is included in this specification. No other forms shall be used or will be accepted by the COR

1.15.1 The Contractor shall submit a list of all hazardous materials with Safety Data Sheets (SDS) to the COR for approval prior to work commencement on this project. Storage of hazardous materials will not be permitted on Joint Base Cape Cod property.

1.15.2 All materials used by the Contractor shall comply with VOC Emission limits for use in the Commonwealth of Massachusetts (310 CMR 7.00). Cleaning and maintenance of the Contractor's and Sub-Contractor's equipment shall not be conducted on Joint Base Cape Cod property.

1.15.3 The Contractor shall ensure that adequate protective measures are taken to minimize personnel exposure to harmful substances. If protective measures are required, the Contractor shall include them in a Safety Plan, and they shall be reviewed by the Contracting Officer prior to the start of any contract work involving use of the harmful substance.

1.16 RESTORATION AND CLEAN-UP: All areas disturbed by construction shall be restored to match the condition and material that existed prior to the start of work. The Contractor shall always keep the work areas clean of trash and debris. The Contractor shall not allow trash or debris to blow from the work area.

1.17 GOVERNMENT INSPECTION: The Contractor shall keep the COR informed of contract operations and plans so that they may arrange to be present at the various times that work is being performed.

1.18 PERFORMANCE PERIOD: All work under this contract including site cleanup, punch list, acceptance by the COR and required submittals shall be completed within (45) calendar days of issuance of the Notice to Proceed (NTP) by the Contracting Officer unless stated otherwise.

1.19 WARRANTY: The provisions of the entire warranty clause from paragraph 52.246-21 (April 84) and Federal Acquisition Regulation are incorporated into this contract. The clause is written, in part, as follows:

“In addition to any other warranties set out elsewhere in this contract, the Contractor shall warrant that work performed under this contract conforms to the contract requirements and is free of any defect of equipment, material, or design furnished or workmanship performed by the Contractor or any of his Sub-Contractors or suppliers at any tier. Such warranty shall continue for a period of one year from the date of final acceptance of the work.”

END OF GENERAL SECTION

Figure 1. Transformer 413, Serial #74ZD743004.

Figure 2. Transformer 413, Serial #74ZD743004 interior.

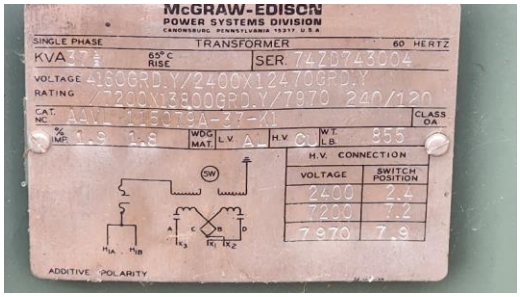

Figure 3. Transformer 413, Serial #74ZD743004 data tag.

Figure 4. Transformer 523, Serial #73ZE858030.

Figure 5. Transformer 523, Serial #73ZE858030 interior.

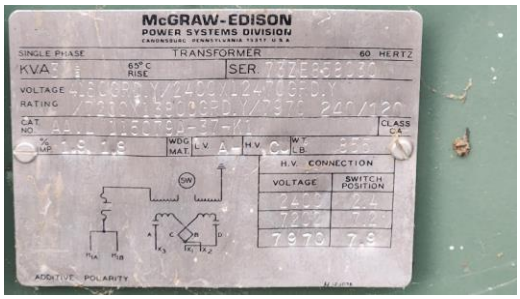

Figure 6. Transformer 523, Serial #73ZE858030 data tag.

Figure 7. Transformer 138613, Serial # 11JC573270001

Figure 8. Transformer 138613, Serial # 11JC573270001 interior



Figure 9. Transformer 138613, Serial # 11JC573270001 Data Tag

Figure 10. Transformer 575, Serial #1019102.

Figure 11. Transformer 575, Serial #1019102 interior.



Figure 12. Transformer 575, Serial #1019102 data tag.