Solicitation:

140R6026Q0102 – Amendment 0001 - Attachment A

MTE Mobile Crane Support Service

FOR OFFICIAL USE ONLY

U.S. Department of the Interior
Bureau of Reclamation
Missouri Basin Region
Billings, MT

Aug 2026

MTE Mobile Crane Support Service
Amendment 0001 – 140R6026Q0102
Attachment A
Questions and Answers

Q1. For the crane test blocks being moved from the outdoor storage yard to the powerhouse, will the existing powerhouse overhead crane unload the blocks from the transport trucks?

A1. The Government will use the powerhouse crane to unload the weights in the power plant prior to testing and load the weights in the power plant after testing. The mobile crane is only required to handle the weights in the yard.

Q2. If the powerhouse overhead crane will not unload the blocks, is there sufficient access and approved floor space for an all-terrain crane to enter or set up inside the powerhouse?

A2. See answer to Q1 above.

Q3. Are additional site plans or photographs available showing the access door, unloading location, staging area, overhead clearances, and route the test blocks will follow into the powerhouse?

A3. Figure 1 shows the location of the test weights in the bone yard and the entrance to the plant. The unloading location will be with the center of gravity of a block approximately 14-feet inside the vertical lift door. The weights will be staged over the rotor erection plate. There are no overhead obstacles outside the power house. The vertical lift door is 21-feet wide by 22-feet high.

Q4. Are drawings or photographs available showing the lifting points, lift lugs, or designed lifting method for each concrete test block?

A4. See provided photographs. (382-D-972; 382-D-976; 382-D-978; IMG_1117; IMG_1118)

Q5. Is any Government-furnished lifting device available for the concrete test blocks, or must the contractor provide all rigging and lifting devices for those blocks?

A5. The contractor shall provide rigging to lift the load test blocks in the yard.

Q6. Approximately how long does Government personnel expect to need to open, connect, guide, and disconnect each of the six bulkhead segments during removal?

A6. The Government estimates it will take about 1-hour to lift a bulkhead segment from the bulkhead slot.

Q7. Please confirm that the six bulkhead segments are removed and transported to the storage yard one time only, with no requirement under this contract to return or reinstall them.

A7. The bulkhead segment requirement is for removal and transportation to the yard only.

Q8. Please confirm that the test-block transportation is one operation consisting of moving the blocks to the powerhouse, supporting the anticipated one-day load test, and returning the blocks to storage afterward, rather than a recurring operation.

A8. The test-block requirement is for handling the test blocks in the yard and transporting them to and from the power plant.

Q9. Is a site visit currently scheduled? If not, may interested vendors coordinate a site visit before quotations are due?

A9. A site visit may be coordinated on August 11, 2026, through prior communication with the Point of Contact(s) listed in A10.

Q10. If a site visit may be arranged, please provide the appropriate onsite point of contact and any required access procedures.

A10. Chris Longaker, 719-486-2325 ext 200, or Tom Moritz, 970-646-2492. No special access procedures are required.

Q11. The solicitation includes the Service Contract Labor Standards clause and references Department of Labor Wage Determination 2015-5439. Will certified payroll reporting be required for this contract?

A11. Refer to FAR 52.222-41 (RFO Deviation May 2026)

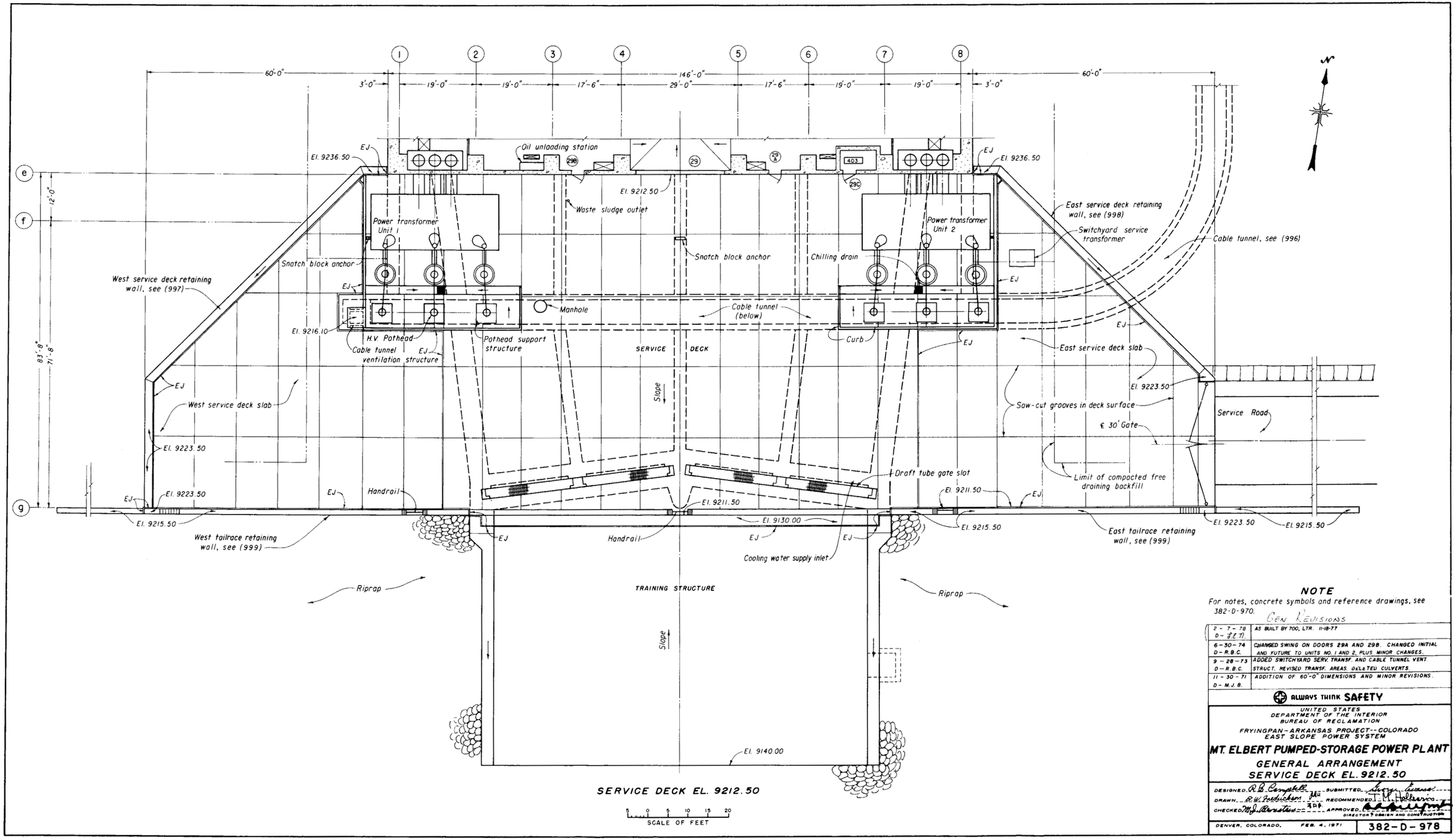

NOTE

For notes, concrete symbols and reference drawings, see 382-D-970.

GEN. REVISIONS

2-7-78 D-J.E.T.	AS BUILT BY 700, LTR. 11-18-77
6-30-74 D-R.B.C.	CHANGED SWING ON DOORS 29A AND 29B. CHANGED INITIAL AND FUTURE TO UNITS NO. 1 AND 2, PLUS MINOR CHANGES.
9-28-73 D-R.B.C.	ADDED SWITCHYARD SERV. TRANSF. AND CABLE TUNNEL VENT. STRUCT. REVISED TRANSF. AREAS. DELETED CULVERTS.
11-30-71 D-M.J.B.	ADDITION OF 60'-0" DIMENSIONS AND MINOR REVISIONS.

ALWAYS THINK SAFETY

UNITED STATES
DEPARTMENT OF THE INTERIOR
BUREAU OF RECLAMATION

FRYINGPAN-ARKANSAS PROJECT--COLORADO
EAST SLOPE POWER SYSTEM

MT. ELBERT PUMPED-STORAGE POWER PLANT

GENERAL ARRANGEMENT
SERVICE DECK EL. 9212.50

DESIGNED R.B. Campbell — SUBMITTED Surg. Evans
DRAWN R.W. Fredrickson — RECOMMENDED M. Halvorson
CHECKED M.J. Barstes — APPROVED
DIRECTOR, DESIGN AND CONSTRUCTION

DENVER, COLORADO, FEB. 4, 1971 — 382-D-978

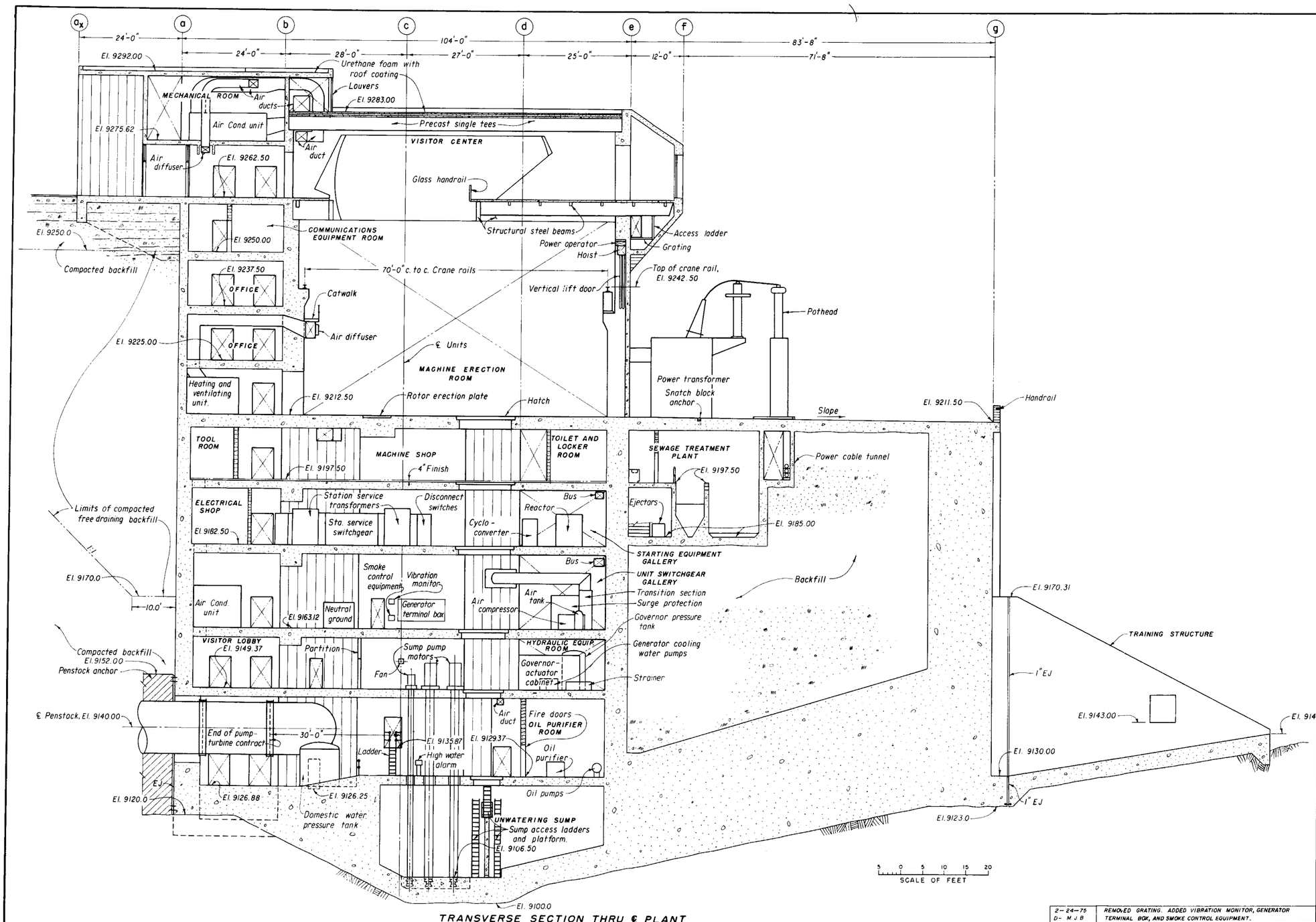

TRANSVERSE SECTION THRU ℄ PLANT

NOTE

For notes, concrete symbols and reference drawings, see 382-D-970.

9-28-73 D-W.D.B.	ADDED TRAINING STRUCTURE. REARRANGED VISITOR CENTER, SUMP PUMPS AND SERV. TRANS. REVISED STARTING EQUIPT.
11-30-71 D.-M.J.B.	REVISED BOTTOM ELEV. OF EXCAVATION.
1-13-71 D-M.J.B.	REVISED AND TRACED.
2-24-75 D-M.J.B.	REMOLED GRATING. ADDED VIBRATION MONITOR, GENERATOR TERMINAL BOX, AND SMOKE CONTROL EQUIPMENT.
6-30-74 D-R.B.C.	REVISED LADDERS AND PLATFORMS, ADDED STATION SERVICE TRANF. AND SWITCH PLUS OTHER MINOR REVISIONS.

ALWAYS THINK SAFETY

UNITED STATES
DEPARTMENT OF THE INTERIOR
BUREAU OF RECLAMATION
FRYINGPAN-ARKANSAS PROJECT--COLORADO
EAST SLOPE POWER SYSTEM

MT. ELBERT PUMPED-STORAGE POWER PLANT

GENERAL ARRANGEMENT
TRANSVERSE SECTION THRU ℄ PLANT

DESIGNED R.B. Ringel FC SUBMITTED George Evans
DRAWN G.R. Planck RW RECOMMENDED Jack W. Hilf
CHECKED M.J. Bernstein MJB APPROVED B.P. Bellport
DIRECTOR, DESIGN AND CONSTRUCTION

DENVER, COLORADO OCT. 30, 1970 382-D-976

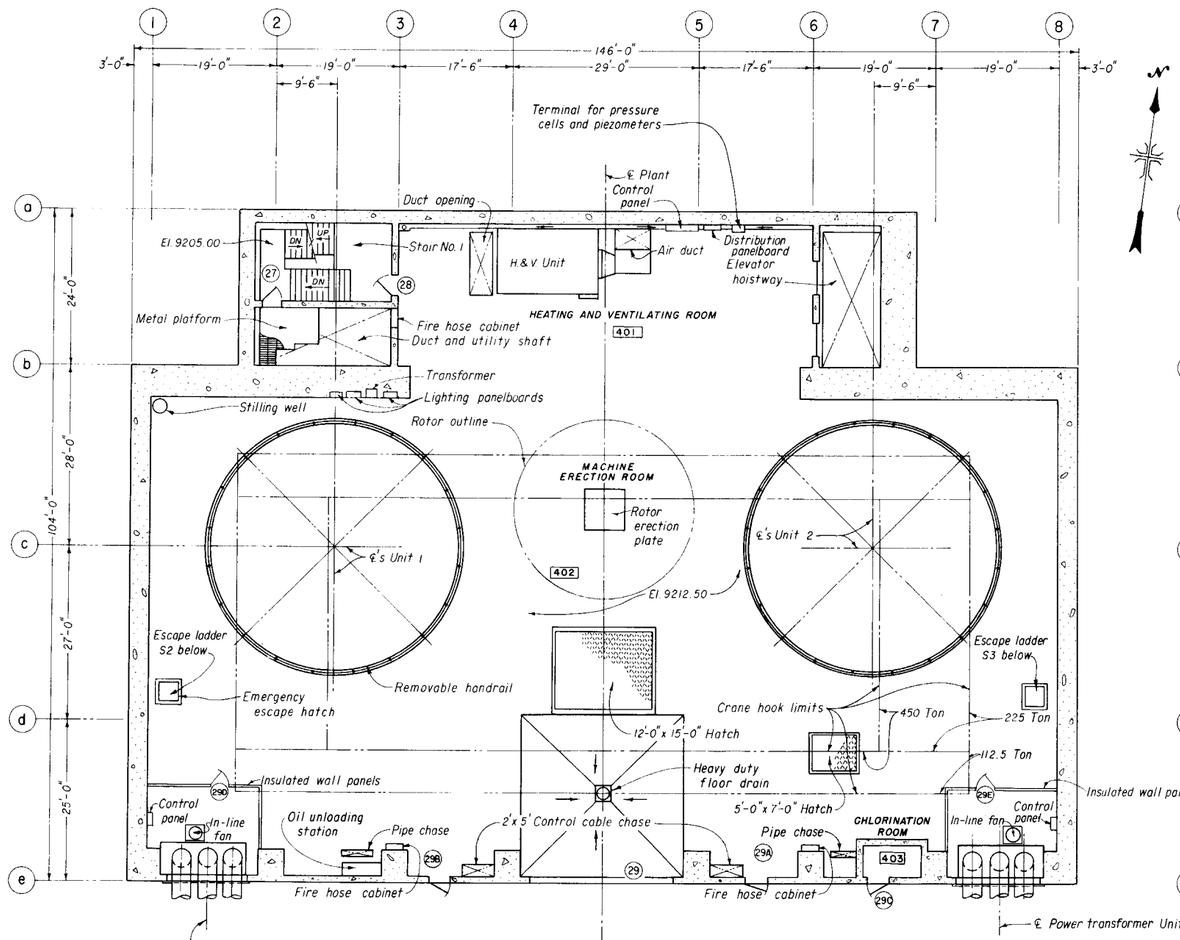

FLOOR EL. 9212.50

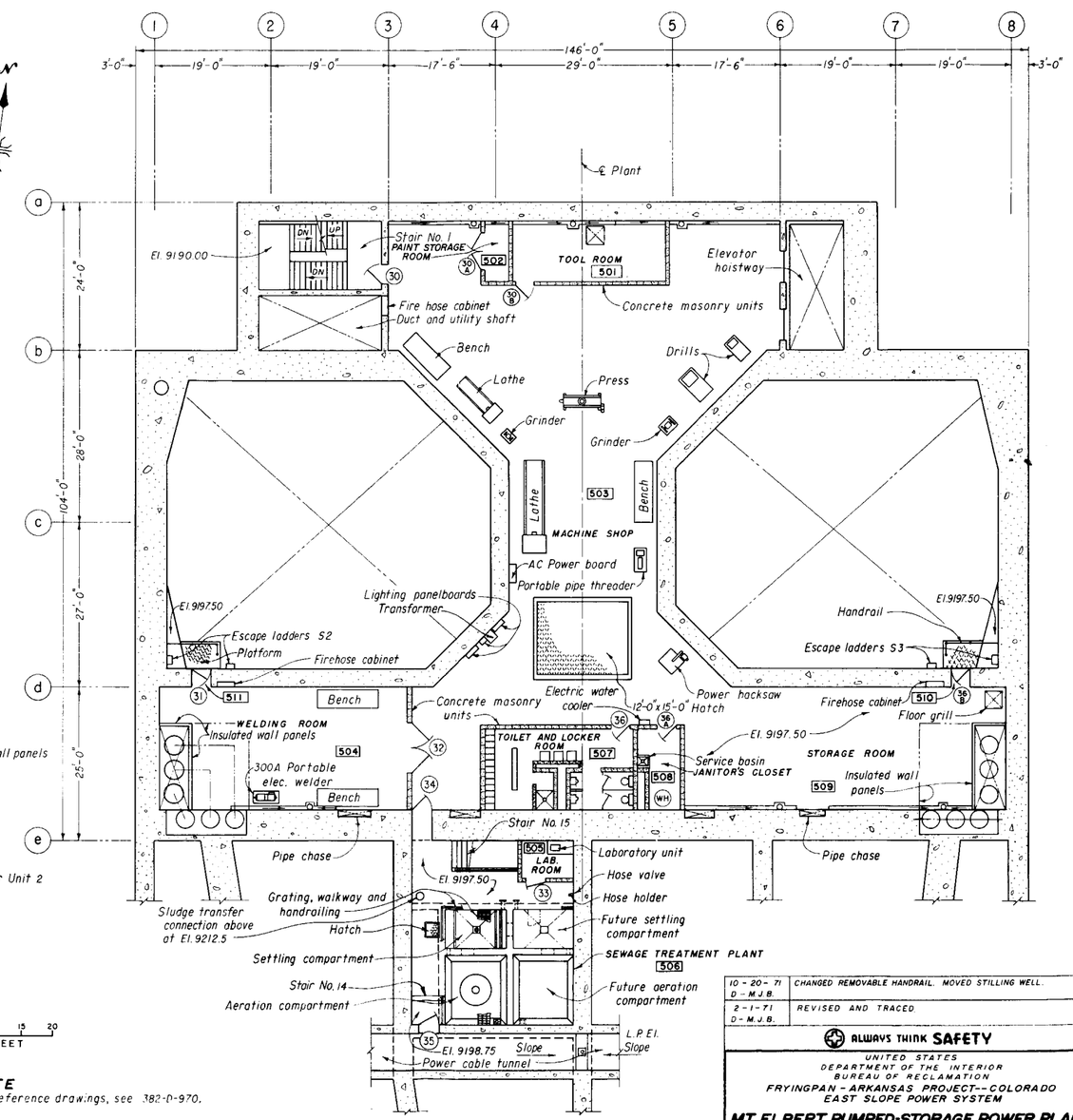

FLOOR EL. 9197.50

SCALE OF FEET

NOTE

For notes, concrete symbols and reference drawings, see 382-D-970.

10-20-71 D-M.J.B.	CHANGED REMOVABLE HANDRAIL. MOVED STILLING WELL.
2-1-71 D-M.J.B.	REVISED AND TRACED.
6-30-77 D-J.B.H.	CHANGED INITIAL AND FUTURE POWER TRANSFORMERS TO UNIT 1 AND UNIT 2.
5-16-75 D-M.J.B.	ADDED INDICATOR FOR STAIR NO. 14.
6-15-74 D-R.B.C.	ADDED SLUDGE TRANSFER CONNECTION, CHANGED METAL PANELS TO WALL PANELS, PLUS OTHER MINOR REVISIONS. MOVED BUS ENCLOSURE ADDED CONTROL PANELS.
9-28-73 D-W.D.B.	ADDED VARIOUS PANELBOARDS, TRANSFORMERS, FIRE HOSE CABINETS, AND INSULATED WALL PANELS. REVISED STAIR ARRANGEMENT.
5-26-78 D-J.B.H.	CHANGED NAME OF ROOM 502 FROM "PAINT LOCKER" TO "PAINT STORAGE ROOM"

ALWAYS THINK SAFETY

UNITED STATES
DEPARTMENT OF THE INTERIOR
BUREAU OF RECLAMATION
FRYINGPAN-ARKANSAS PROJECT--COLORADO
EAST SLOPE POWER SYSTEM

MT. ELBERT PUMPED-STORAGE POWER PLANT

GENERAL ARRANGEMENT
FLOOR EL. 9212.50 AND EL. 9197.50

DESIGNED R.B. Campbell E.C. SUBMITTED George Evans
DRAWN L.E. Nielson J.R.V. RECOMMENDED Jack W. Hilf
CHECKED W.J. Beckstrom SEP. APPROVED B.P. Bellport
DIRECTOR, DESIGN AND CONSTRUCTION

DENVER, COLORADO, OCT. 30, 1970

382-D-972

Image 1117

Image 1118