

PLAN

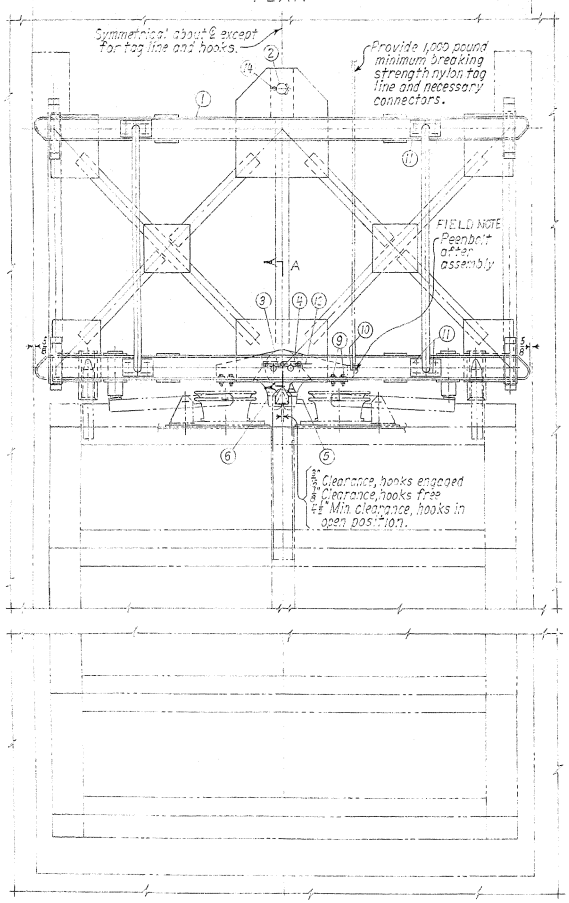

ELEVATION
ASSEMBLY

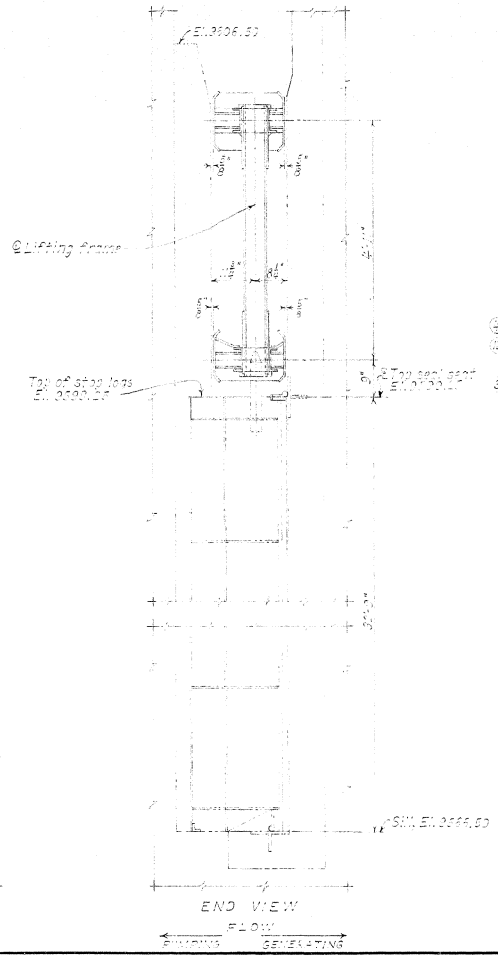

END VIEW

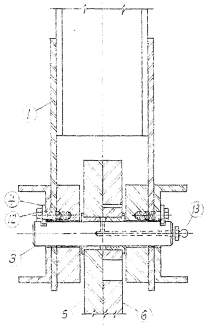

SECTION A-A

LIST OF PARTS FOR ONE STOPLOG LIFTING FRAME

DRAWING NUMBER	PART NO.	No. REQ'D	DESCRIPTION	MATERIAL	MATERIAL
382-D-1196	1	1	Frame	Structural steel	See Specification
"	2	1	Lifting pin	Steel	
"	3	2	Pin	Cold finish steel	
"	4	2	Keeper	Steel	
382-D-1197	5	1	Hook	Steel and bronze	
"	6	1	Hook	Steel and bronze	

UNDETAILED PARTS

PART No.	No. REQ'D	DESCRIPTION	USED WITH PARTS	MATERIAL	MATERIAL
9	8 ± 1	5/8"-11 UNC-2A x 2" Hex. head bolt with hex. nut and beveled washer.	1	Steel	See Specification
10	1 ± 1	5/8"-11 UNC-2A x 2" Hex. head bolt with nylon insert lock nut.	5	Steel and nylon	
11	15 ± 1	1/2"-13 UNC-2A x 2" Hex. head bolt with hex. nut.	1	Steel	
12	6 ± 1	1/2"-13 UNC-2A x 1 1/4" Hex. head cap screw	1 and 2	Steel	
13	2 ± 1	1/8" P.F. Std. button head grease fitting	3	Steel or malleable iron	
14	1 ± 1	3/8" x 4" Std. cotter pin.	2	Steel	

Estimated weight of parts 1 thru 14 ..... 3600 Lbs.

LIST OF DRAWINGS

ASSEMBLY - LIST OF PARTS 382-D-1195
FRAME 382-D-1196
HOOKS 382-D-1197

REFERENCE DRAWINGS

STOPLOGS SEATS AND GUIDES
ANCHOR BOLTS AND SETTING 382-D-1188
INSTALLATION - LIST OF PARTS 382-D-1189
STOPLOGS
ASSEMBLY - INSTALLATION - LIST OF PARTS 382-D-1191

ALWAYS THINK SAFETY

UNITED STATES
DEPARTMENT OF THE INTERIOR
BUREAU OF RECLAMATION
FRYINGPAN-ARKANSAS PROJECT, COLORADO
EAST SLOPE POWER SYSTEM

MT. ELBERT PUMPED-STORAGE POWER PLANT
FOREBAY RESERVOIR INLET-OUTLET STRUCTURE
STOPLOG LIFTING FRAME
ASSEMBLY - LIST OF PARTS

DESIGNED ..... SUBMITTED .....
DRAWN ..... RECOMMENDED .....
CHECKED ..... APPROVED .....
DENVER, COLORADO ..... SHEET 1 OF 3 ..... 382-D-1195