**RLB Facility Salient Characteristics**

RLB Salient Characteristics: Each RLB shall be a complete installed facility suitable for the stated use. Facility-specific plans and BOMs identify room configuration, minimum systems, and material expectations. The Contractor shall provide all incidental work required to deliver the awarded facility as a complete, usable, and code-compliant installation.

| Facility Type | Minimum Deliverable Features |
|---|---|
| Office/Admin RLB | Open office, administrative space, workstations, conference/support rooms where shown, passive IT pathways, HVAC, interior finishes, electrical, life safety, and entry systems. |
| HQ / Larger Office RLB | Administrative or command/control layout with conference, office, IT/telecom, support spaces, HVAC zoning, passive pathways, life safety, and interior systems. |
| Open-Bay Billeting RLB | Open-bay sleeping or troop billeting configuration with lighting, receptacles, HVAC, egress, life safety, and durable finishes. |
| Cadre Billeting RLB | Room-based cadre billeting with corridor, privacy partitions, sound-rated walls where required, HVAC zoning, electrical, life safety, and interior finishes. |
| Medical / Aid Station RLB | Medical/admin layout with washable surfaces where required, handwashing/plumbing where indicated, passive IT pathway, HVAC, life safety, and connection-ready utilities. |
| Conditioned Storage RLB | Conditioned and humidity-controlled storage; concrete SOG; vapor barrier; roll-up door provisions where shown; interior caging where required; rated exterior envelope. |
| Covered Canopy | Covered assembly/protection area with SOG, structural canopy, grounding and lightning protection where required, lighting where indicated, and corrosion-resistant exterior assemblies. |

# UNIFORM BILL OF MATERIALS / QUANTITY REFERENCE APPENDIX

The following BOM tables provide uniform material/system references for offeror scope validation and unit price development. Quantities are approximate planning references and do not relieve the Contractor from providing complete, code-compliant, manufacturer-compliant, Government-accepted systems. Written PWS requirements, TE-45, TE-4A, Attachment J-X/J-Y, and the pricing workbook govern if conflicts exist.

**Each CLIN price shall be fully burdened and independently executable. Where fire-rated exterior assemblies are required by the PWS or technical exhibits, the applicable RLB CLIN includes the complete rated assembly, protected openings, firestopping, rated penetrations, rated sealants/caulking, joint protection, flashing, weatherproofing, and system coordination necessary to maintain the required rating.**

## BOM Crosswalk

| BOM Ref | Prototype / Facility | CLIN Reference | Dimension / Basis |
|---|---|---|---|
| BOM-1 | Office / Admin RLB | 0001 Base | 40x50, 2,000 SF |
| BOM-2 | Large Office / HQ / OCT Office RLB | 0002 Unfunded Option | 50x50, 2,500 SF |
| BOM-3 | Open-Bay Student Barracks RLB | 0003 Unfunded Option | 40x50, 2,000 SF |
| BOM-4 | Cadre / Transient / OCT Barracks RLB | 0004 Unfunded Option | 50x50, 2,500 SF |
| BOM-5 | Conditioned Storage Facility | 0006 Unfunded Option | 40x50, 2,000 SF; 6-inch SOG with vapor barrier |
| BOM-6 | Covered Canopy / Lightning Shelter | 0007 Unfunded Option | 40x50, 2,000 SF; 4-inch SOG |
| BOM-7 | Medical / Troop Clinic RLB | 0005 Unfunded Option | 1,200-1,600 SF |

# BOM-2. Office / Admin RLB - 40x50, 2,000 SF

| | |
|---|---|
| **CLIN Reference** | **Base CLIN 0001; rated exterior wall assemblies included where required by the PWS/technical exhibits** |
| **Planning Basis** | 40x50 office/admin prototype with conference room, offices, open work area, data/IDF closet, electrical closet, storage, vestibule, cable tray, surface-mounted data conveyance, split systems, fire alarm/detection/life safety, and generator-ready building interface. |

*Approximate material/quantity reference. Offeror shall verify final design, dimensions, code compliance, manufacturer requirements, site conditions, and installed scope before fabrication or installation.*

| Material / System | Qty | Unit | Notes / Minimum Technical Criteria |
|---|---|---|---|
| Relocatable modular building shell | 2,000 | SF | Complete installed, connection-ready RLB building system. |
| Pier foundation / RLB support package | 1 | LS | ISO/elevated pier support system, anchorage, load path, corrosion protection, and drainage clearance. |
| Perimeter wall assembly | 180 | LF | Exterior envelope suitable for tropical/marine conditions; rated assembly only where fire-rated option is selected. |
| Fire-rated exterior envelope option | 1 | LS | Turnkey rated envelope where selected; includes rated assemblies, openings, penetrations, firestopping, sealants, flashing, weatherproofing, and exterior equipment coordination. |
| Interior wall framing / partitions | 112 | LF | Approx. 100-120 LF interior framing; verify final layout. |
| Interior and perimeter wall blocking | 60 | LF | Include blocking/backing for wall-mounted equipment, displays, and specialties. |
| Interior doors / frames / hardware | 8 | EA | Commercial-grade hardware; rated where required by assembly/room. |
| Exterior double doors | 3 | EA | Exterior-rated, lockable assemblies with closers, thresholds, sweeps, weatherstripping, and weather shrouds/hoods. |
| Entry platform / stair assemblies | 3 | EA | Weather-resistant, slip-resistant assemblies sized for doors and egress. |
| Office rooms | 2-6 | EA | Final quantity per approved layout. |
| Conference room | 1 | EA | Include wall blocking for conference AV. |
| Data / IDF closet | 1 | EA | Conditioned; FRT plywood backboard; grounding/bonding; 4 duplex receptacles and 1 quad receptacle on dedicated circuit. |
| Electrical closet | 1 | EA | Conditioned or ventilated as required; no general storage. |
| Storage closet | 1 | EA | Building support storage only. |
| Interior LED fixtures | 37 | EA | LED fixtures suitable for space function and humid/tropical conditions. |
| Exterior wall pack lights | 6 | EA | At entries/exits and exterior service points; exterior-rated, corrosion-resistant. |
| Exit signs | 4 | EA | Illuminated with battery backup or approved emergency source. |
| Emergency lights, battery backup | 8 | EA | Minimum 90-minute operation unless more stringent requirement applies. |
| Smoke / heat detectors | 8-12 | EA | Quantity per final fire/life-safety design. |
| Horn/strobes | 4-6 | EA | Quantity per occupancy, layout, and fire alarm design. |
| Fire extinguisher cabinets/mounts | 4 | EA | Include blocking and accessible placement. |
| Fire alarm control panel / FA interface | 1 | EA | Provide local FA panel/interface as required. |
| Split-system AC units | 11 | EA | Final quantity and BTU sizing per design loads and climate assumptions. |
| Split-system BTU basis | Sized | EA | Contractor to size properly for occupancy, envelope, and room layout. |
| Dedicated data/server room cooling | 1 | EA | Provide where data/IDF heat load requires independent conditioning. |
| Duplex receptacles, 20A | 64 | EA | AFCI/GFCI protection where required; distribute per final layout. |
| Exterior GFCI receptacles | 6 | EA | Weather-resistant, extra-duty in-use covers, corrosion-resistant boxes. |
| Light switches / controls | 11 | EA | Switching by room/zone and exterior lighting control. |
| Electrical panelboard | 1 | LS | Mounted on FRT plywood/backboard or approved support; typed schedule; 25% spare space/ampacity; grounding/bonding included. |
| Generator-ready connection cabinet | 1 | LS | Exterior-rated and grounded; protected penetrations where applicable; generator source/fuel excluded. |
| Cable tray | 110 | LF | Passive data infrastructure with spare capacity. |
| Surface-mounted raceway / Panduit | 540 | LF | Pathways with boxes, straps, blank covers, and pull strings where applicable. |
| Dual data boxes / blank covers | 42 | EA | Passive infrastructure only; active IT and cabling by others unless specifically included. |
| Patch panel / wall rack allowance | 1 | LS | Backboard/rack allowance only unless active equipment is separately included. |
| Conference AV blocking | 20 | LF | AV blocking only; active AV equipment excluded unless included by CLIN. |
| Conference AV receptacle/data rough-in | 1 | LS | Power/data rough-in to AV locations; active devices excluded. |
| Grounding electrode / bonding system | 1 | LS | Complete building grounding/bonding; include panel, generator interface, cable tray, metallic raceways, HVAC, and telecom bonding. |
| Lightning protection system | 1 | LS | Where required by design; air terminals, down conductors, bonding, and continuity. |

# BOM-1. Large Office / HQ / OCT Office RLB - 50x50, 2,500 SF

| | |
|---|---|
| **CLIN Reference** | **Option CLIN 0002; rated exterior wall assemblies included where required by the PWS/technical exhibits** |
| **Planning Basis** | 50x50 office/admin/OCT support prototype with office rooms, conference room, open work area, data/IDF closet, electrical closet, storage, vestibule, cable tray, surface-mounted data conveyance, split systems, fire alarm/detection/life safety, and generator-ready building interface. |

*Approximate material/quantity reference. Offeror shall verify final design, dimensions, code compliance, manufacturer requirements, site conditions, and installed scope before fabrication or installation.*

| Material / System | Qty | Unit | Notes / Minimum Technical Criteria |
|---|---|---|---|
| Relocatable modular building shell | 2,500 | SF | Complete installed, connection-ready RLB building system. |
| Pier foundation / RLB support package | 1 | LS | ISO/elevated pier support system, anchorage, load path, corrosion protection, and drainage clearance. |
| Perimeter wall assembly | 200 | LF | Exterior envelope suitable for tropical/marine conditions; rated assembly only where fire-rated option is selected. |
| Fire-rated exterior envelope option | 1 | LS | Turnkey 1-hour rated envelope where selected; includes rated assemblies, openings, penetrations, firestopping, sealants, flashing, weatherproofing, and exterior equipment coordination. |
| Interior wall framing / partitions | 194 | LF | Include allowance for approx. 200 LF interior wall framing. |
| Interior and perimeter wall blocking | 100 | LF | Blocking/backing for wall-mounted equipment, displays, and specialties. |
| Interior doors / frames / hardware | 10 | EA | Commercial-grade hardware; rated where required. |
| Exterior double doors | 3 | EA | Exterior-rated assemblies with weather shrouds/hoods and egress hardware where required. |
| Entry platform / stair assemblies | 3 | EA | Weather-resistant, slip-resistant assemblies sized for doors and egress. |
| Office rooms | 5 | EA | Final layout per approved prototype plan. |
| Conference room | 1 | EA | Include wall blocking for conference AV partition/display. |
| Data / IDF closet | 1 | EA | Conditioned; FRT plywood backboard; grounding/bonding; 4 duplex receptacles and 1 quad receptacle on dedicated circuit. |
| Electrical closet | 1 | EA | Conditioned or ventilated as required; no general storage. |
| Storage closet | 1 | EA | Building support storage only. |
| Entry vestibule | 1 | EA | Weather separation and entry control. |
| Interior LED fixtures | 45 | EA | LED fixtures suitable for space function and humid/tropical conditions. |
| Exterior wall pack lights | 8 | EA | At entries/exits and exterior service points. |
| Exit signs | 4 | EA | Illuminated with battery backup or approved emergency source. |
| Emergency lights, battery backup | 10 | EA | Minimum 90-minute operation unless more stringent requirement applies. |
| Smoke / heat detectors | 8-12 | EA | Quantity per final fire/life-safety design. |
| Horn/strobes | 4-6 | EA | Quantity per occupancy, layout, and fire alarm design. |
| Fire extinguisher cabinets/mounts | 4 | EA | Include blocking and accessible placement. |
| Fire alarm control panel / FA interface | 1 | EA | Provide local FA panel/interface as required. |
| Split-system AC units | 12 | EA | Final quantity and BTU sizing per design loads and climate assumptions. |
| Split-system BTU basis | Sized | EA | Contractor to size properly for occupancy, envelope, and room layout. |
| Dedicated data/server room cooling | 1 | EA | Provide where data/IDF heat load requires independent conditioning. |
| Duplex receptacles, 20A | 64 | EA | AFCI/GFCI protection where required; distribute per final layout. |
| Exterior GFCI receptacles | 6 | EA | Weather-resistant, extra-duty in-use covers, corrosion-resistant boxes. |
| Light switches / controls | 13 | EA | Switching by room/zone and exterior lighting control. |
| Electrical panelboard | 1 | LS | Mounted on FRT plywood/backboard or approved support; typed schedule; 25% spare space/ampacity; grounding/bonding included. |
| Generator-ready connection cabinet | 1 | LS | Exterior-rated and grounded; protected penetrations where applicable; generator source/fuel excluded. |
| Cable tray | 140 | LF | Passive data infrastructure with spare capacity. |
| Surface-mounted raceway / Panduit | 600 | LF | Pathways with boxes, straps, blank covers, and pull strings where applicable. |
| Dual data boxes / blank covers | 42 | EA | Passive infrastructure only; active IT and cabling by others unless specifically included. |
| Patch panel / wall rack allowance | 1 | LS | Backboard/rack allowance only unless active equipment is separately included. |
| Conference AV blocking | 20 | LF | AV blocking only; active AV equipment excluded unless included by CLIN. |
| Conference AV receptacle/data rough-in | 1 | LS | Power/data rough-in to AV locations; active devices excluded. |
| Grounding electrode / bonding system | 1 | LS | Complete building grounding/bonding system. |
| Lightning protection system | 1 | LS | Where required by design; air terminals, down conductors, bonding, and continuity. |

# BOM-3. Open-Bay Student Barracks RLB - 40x50, 2,000 SF

| CLIN Reference | Option CLIN 0003; rated exterior wall assemblies included where required by the PWS/technical exhibits |
|---|---|
| **Planning Basis** | 40x50 open-bay sleeping prototype with 40-50 PAX maximum planning occupancy, RLB on piers, open bay, support closets, exterior doors, split systems, power/data rough-in, fire alarm/detection/life safety, and generator-ready building interface. Furniture, bunks, and wall lockers are excluded unless separately included. |

*Approximate material/quantity reference. Offeror shall verify final design, dimensions, code compliance, manufacturer requirements, site conditions, and installed scope before fabrication or installation.*

| Material / System | Qty | Unit | Notes / Minimum Technical Criteria |
|---|---|---|---|
| Relocatable modular building shell | 2,000 | SF | Complete installed, connection-ready RLB building system. |
| Pier foundation / RLB support package | 1 | LS | ISO/elevated pier support system, anchorage, load path, corrosion protection, and drainage clearance. |
| Fire-rated exterior envelope option | 1 | LS | Turnkey 1-hour rated envelope where selected; includes rated assemblies, openings, penetrations, firestopping, sealants, flashing, weatherproofing, and exterior equipment coordination. |
| Exterior single doors | 2 | EA | Exterior-rated, lockable assemblies with closers, thresholds, sweeps, weatherstripping, and weather shrouds/hoods. |
| Exterior double doors | 2 | EA | Exterior-rated, egress-compliant assemblies with weather shrouds/hoods. |
| Interior closet doors | 2 | EA | Commercial-grade hardware. |
| Entry platform / stair assemblies | 4 | EA | Sized for single/double egress doors; include handrails and slip-resistant surfaces. |
| Exterior wall framing / assembly | 180 | LF | Exterior wall assembly; rated where fire-rated option is selected. |
| Interior wall framing / partitions | 40 | LF | Include allowance for support closets and interior partitions. |
| Interior and perimeter wall blocking | 60 | LF | Blocking/backing for equipment, data, extinguishers, and accessories. |
| Electrical closet | 1 | EA | Approx. 4x4; conditioned or ventilated; light, switch, and clear working space. |
| Storage closet | 1 | EA | Approx. 4x4; light and switch. |
| Interior LED fixtures | 27 | EA | LED fixtures suitable for open-bay sleeping area. |
| Exterior wall pack lights | 6 | EA | At entries and exterior service points. |
| Exit signs | 4 | EA | Illuminated with battery backup or approved emergency source. |
| Emergency lights, battery backup | 8 | EA | Minimum 90-minute operation unless more stringent requirement applies. |
| Smoke / heat detectors | 6 | EA | Quantity per final fire/life-safety design. |
| Horn/strobe notification appliances | 6 | EA | Quantity per occupancy, layout, and fire alarm design. |
| Fire alarm control panel or local FA interface | 1 | EA | Provide local FA panel/interface as required. |
| Fire extinguisher cabinets/mounts | 4 | EA | Include blocking and accessible placement. |
| Split-system AC units | 7 | EA | Final quantity and BTU sizing per design loads and climate assumptions. |
| Split-system BTU basis | 18K-24K | BTU/EA | Final capacity by load calculation. |
| Industrial / ceiling fans | 6 | EA | Include switches and mounting coordination. |
| Duplex receptacles, 20A | 40-50 | EA | AFCI/GFCI protection where required; approx. 6-7 receptacles per 20A breaker basis. |
| Exterior GFCI receptacles | 6 | EA | Weather-resistant, extra-duty in-use covers, corrosion-resistant boxes. |
| Light switches / controls | 6 | EA | At entries and zones; include exterior/interior switching. |
| Electrical panelboard | 1 | EA | Mounted on FRT plywood/backboard or approved support; typed schedule; 25% spare space/ampacity; grounding/bonding included. |
| Generator-ready connection cabinet | 1 | LS | Exterior-rated and grounded; protected penetrations where applicable; generator source/fuel excluded. |
| Grounding electrode / bonding system | 1 | LS | Complete building grounding/bonding system. |
| Lightning protection system | 1 | LS | Where required by design; air terminals, down conductors, bonding, and continuity. |
| Wall lockers, if contractor-furnished | 40-50 | EA | Not in contract unless separately included. |
| Bunk beds, if contractor-furnished | 20-25 | EA | Not in contract unless separately included. |
| Wireless interior internet / WAP devices | N/A | NIC | Active IT, WAPs, and wireless service are excluded unless separately included. Provide rough-in only where directed. |

# Billeting- 40X Open Bay (40x50, 2000 SF)

## STANDARD 40 PAX OPEN BAY BARRACKS – 40'-0" x 50'-0" (2,000 SF GROSS)

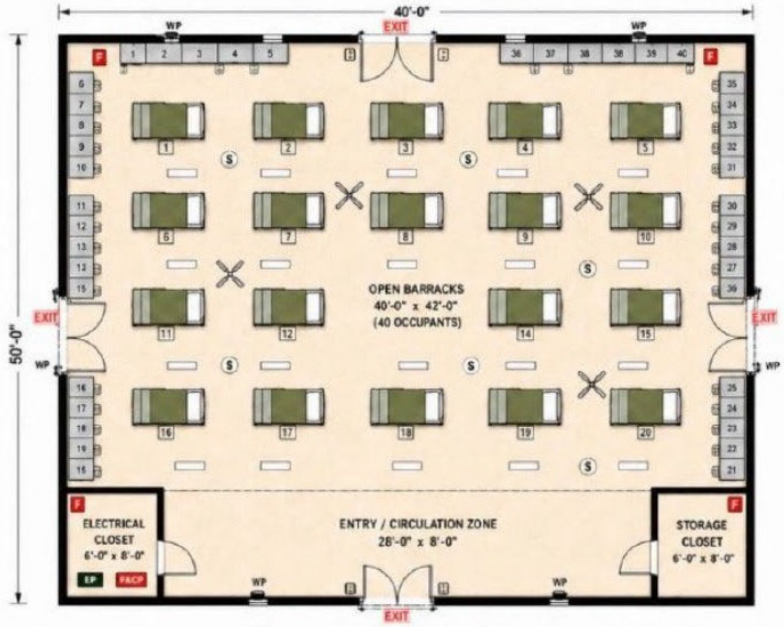


| ROOM SCHEDULE | | | |
|---|---|---|---|
| # | ROOM / SPACE | SIZE (W x L) | SF |
| 1 | Open Barracks | 40'-0" x 42'-0" | 1,680 SF |
| 2 | Electrical Closet | 6'-0" x 8'-0" | 48 SF |
| 3 | Storage Closet | 6'-0" x 8'-0" | 48 SF |
| 4 | Entry / Circulation Zone | 28'-0" x 8'-0" | 224 SF |
| TOTAL GROSS SF | | | 2,000 SF |

### LEGEND (TOTALS)

- BUNK BED (TWIN XL) 42" W x 84" L (20 TOTAL / 40 OCC.)
- WALL LOCKER 18" D x 36" W x 72" H (40 TOTAL)
- LED LIGHT FIXTURE
- CEILING FAN
- SMOKE DETECTOR
- DUPLEX RECEPTACLE
- EXTERIOR WALL PACK LIGHT
- FIRE EXTINGUISHER (ABC)
- FACP FIRE ALARM CONTROL PANEL
- EP ELECTRICAL PANEL
- EXIT EXIT SIGN / EMERGENCY LIGHT (BATTERY BACKUP)
- FIRE ALARM HORN / STROBE

### BUNK & LOCKER DETAILS

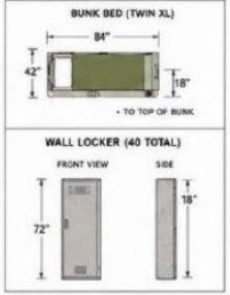


### GENERAL NOTES

- 20 Bunk Beds (Twin XL) = 40 Occupants
- 40 Wall Lockers (20 per side)
- All bunks and lockers wall mounted or secured
- Clear egress paths maintained per code
- All exits marked and illuminated
- Emergency lights are battery backed

### DOOR SCHEDULE

| MARK | LOCATION | SIZE (W x H) | TYPE | NOTES |
|---|---|---|---|---|
| A | Top Center (N) | 6'-0" x 7'-0" | Insulated HM | Double Doors |
| B | Bottom Center (S) | 6'-0" x 7'-0" | Insulated HM | Double Doors |
| C | Left Side (West) | 6'-0" x 7'-0" | Insulated HM | Double Doors |
| D | Right Side (East) | 6'-0" x 7'-0" | Insulated HM | Double Doors |

### ELECTRICAL / POWER SUMMARY

- Power provided for 40 occupants
- Duplex Receptacles: (120V) ~ 40 Total (2 per bunk / one each side) = 40
- General Use Receptacles: (120V) ~ 16 Total
- Electrical Panel located in Electrical Closet
- All receptacles 120V, 20A, GFCI as required
- Receptacles may be surface-mounted power strips style or on structural supports for occupant use.

### FIRE ALARM SYSTEM

- FACP Fire Alarm Control Panel
- S Smoke Detector (8 Total)
- F Strobe / Horn (6 Total)

System wired and monitored

### HVAC SYSTEM (TYPICAL)

Wall Mounted Split System
6 Units Total
Each Serves ~600 SF
(Includes 1 Extra Unit for Redundancy / Load Coverage)

### FIRE EXTINGUISHER

ABC Type
2A:10BC
(6 Total)
(See Plan)

### RELOCATABLE BUILDING LEGEND

RLB ELEVATED PIER DETAIL (TYPICAL)

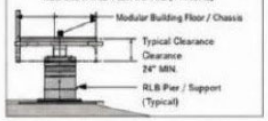


### LIGHTING & FAN PLAN (TYPICAL)

- LED Light Fixture (12 Total)
- Ceiling Fan (4 Total)

### EXTERIOR LIGHTING

WP
Wall Pack Light
(6 Total)
(N Each Door and Mid Sides)

### SPLIT SYSTEM AC (TYPICAL)

Wall Mounted Unit
(5 Total)
Provide Power (208/220V)

### STRUCTURAL SUPPORT / PIER LAYOUT (TYPICAL)

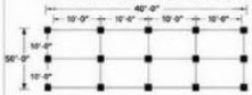


### FIRE ALARM DEVICES

- S Smoke Detector
- F Strobe / Horn

### LIFE SAFETY / EGRESS DEVICES

- EXIT Exit Sign / Emergency Light (Battery Backup)
- Emergency Light (Battery Backup)

NOTE: All emergency / exit lighting and exit signs are battery backed and shall comply with NFPA 101 and IBC requirements.

# BOM-4. Cadre / Transient / OCT Barracks RLB - 50x50, 2,500 SF

| | |
|---|---|
| **CLIN Reference** | **Option CLIN 0004; rated exterior wall assemblies included where required by the PWS/technical exhibits** |
| **Planning Basis** | 50x50 room-based barracks prototype on piers with single/double/triple rooms, corridors, support room, dedicated or zoned split systems, fire alarm/detection/life safety, exterior access points, and generator-ready building interface. Furniture, bunks, and wall lockers are excluded unless separately included. |

*Approximate material/quantity reference. Offeror shall verify final design, dimensions, code compliance, manufacturer requirements, site conditions, and installed scope before fabrication or installation.*

| Material / System | Qty | Unit | Notes / Minimum Technical Criteria |
|---|---|---|---|
| Relocatable modular building shell | 2,500 | SF | Complete installed, connection-ready RLB building system. |
| Pier foundation / RLB support package | 1 | LS | ISO/elevated pier support system, anchorage, load path, corrosion protection, and drainage clearance. |
| Fire-rated exterior envelope option | 1 | LS | Turnkey 1-hour rated envelope where selected; includes rated assemblies, openings, penetrations, firestopping, sealants, flashing, weatherproofing, and exterior equipment coordination. |
| Sleeping rooms | 14 | RM | Planning basis: 5 single, 5 double, 4 triple rooms. |
| Electrical / communications closet | 1 | EA | Conditioned; FRT plywood backboard; grounding/bonding; 4 duplex receptacles and 1 quad receptacle on dedicated circuit. |
| Storage/support closet | 1 | EA | 4 duplex receptacles; verify final layout. |
| Corridor partitions | 1 | LS | Two-corridor planning basis. |
| Interior wall framing / partitions | 302 | LF | Approximate interior framing; include blocking/backing. |
| Exterior wall framing / assembly | 200 | LF | Exterior wall assembly; rated where fire-rated option is selected. |
| Interior doors / frames / hardware | 16-18 | EA | Commercial-grade hardware; rated where required. |
| Exterior single doors | 2 | EA | Exterior-rated assemblies with weather shrouds/hoods. |
| Exterior double doors | 2 | EA | Exterior-rated assemblies with weather shrouds/hoods. |
| Entry platform / stair assemblies | 4 | EA | Sized for two double and two single doors; slip-resistant and corrosion-resistant. |
| Interior LED fixtures | 41 | EA | LED fixtures suitable for room/corridor layout. |
| Exterior wall pack lights | 6 | EA | At entries/exits and exterior service points. |
| Exit signs | 6 | EA | Illuminated with battery backup or approved emergency source. |
| Emergency lights, battery backup | 21 | EA | Minimum 90-minute operation unless more stringent requirement applies. |
| Smoke / heat detectors | 19 | EA | Quantity per final fire/life-safety design. |
| Horn/strobes | 6-8 | EA | Quantity per occupancy, layout, and fire alarm design. |
| Fire extinguisher cabinets/mounts | 6 | EA | Include blocking and accessible placement. |
| Fire alarm control panel / FA interface | 1 | EA | Provide local FA panel/interface as required. |
| Split-system AC units | 20 | EA | Final quantity and BTU sizing per design loads and climate assumptions. |
| Split-system BTU basis | 9K-12K | BTU/EA | Final capacity by load calculation and zoning. |
| Duplex receptacles, 20A | 86 | EA | AFCI/GFCI protection where required; distribute per room layout. |
| Interior GFCI receptacles | 53 | EA | GFCI/AFCI protected where required. |
| Exterior GFCI receptacles | 6 | EA | Weather-resistant, extra-duty in-use covers, corrosion-resistant boxes. |
| Light switches / controls | 20 | EA | Room/zone switching; exterior/interior controls. |
| Electrical panelboard | 1 | EA | Mounted on FRT plywood/backboard or approved support; typed schedule; 25% spare space/ampacity; grounding/bonding included. |
| Generator-ready connection cabinet | 1 | LS | Exterior-rated and grounded; protected penetrations where applicable; generator source/fuel excluded. |
| Grounding electrode / bonding system | 1 | LS | Complete building grounding/bonding system. |
| Lightning protection system | 1 | LS | Where required by design; air terminals, down conductors, bonding, and continuity. |

# Cadre Barracks Single and Double Rooms (2500 sf 50x50')

| ROOM SCHEDULE | | | | |
|---|---|---|---|---|
| # | ROOM / SPACE | SIZE (W x L) | SF | OCC. |
| 1 | Single Rooms (5) | 10'-0" x 12'-0" | 600 | 5 |
| 2 | Double Rooms (10) | 10'-0" x 13'-0" | 1,300 | 20 |
| 3 | Support Room (Elec/Comm/Storage) | 10'-0" x 12'-0" | 120 | - |
| 4 | Corridors (5' Wide) | 5'-0" x 50'-0" | 250 | - |
| 5 | Corridors (7' Wide) | 7'-0" x 50'-0" | 350 | - |
| TOTAL NET SF | | | 2,620 SF | 25 |

| WALL / DOOR STC RATINGS | | | |
|---|---|---|---|
| SPACE / ROOM | WALL STC | DOOR STC | NOTES |
| Sleeping Rooms | 50 | 45 | Solid Core Door |
| Support / Utility Spaces | 45 | 45 | Solid Core Door |
| Corridors (5' Wide) | 45 | - | - |
| Corridors (7' Wide) | 45 | - | - |
| Exterior Walls | 40 | - | Insulated |
| Note: All exterior walls insulated for thermal and acoustic performance. | | | |

**LEGEND**

- SLEEPING ROOMS
- CORRIDORS / COMMON AREA
- UTILITY / CLOSETS
- STORAGE

| ACCESS CONTROL & LIFE SAFETY | |
|---|---|
| SYMBOL | DESCRIPTION |
| EXIT | Exit Sign w/ Emergency Light |
| WP | Exterior Wall Pack Light |
| | Interior LED Light Fixture |
| - - - - | Controlled Access Zone (Building Perimeter) |
| S | Smoke Detector |
| | Fire Extinguisher (ABC Type) |
| FACP | Fire Alarm Control Panel (In Elec. Closet) |
| | Wireless Access Point (Ceiling) |

| DOOR SCHEDULE | | | | | |
|---|---|---|---|---|---|
| MARK | LOCATION | SIZE (W x H) | TYPE | STC RATING | NOTES |
| A | Exterior Doors (Top) | 3'-0" x 7'-0" | Insulated HM | 45 | Self-closing, Panic |
| B | Exterior Doors (Bottom) | 3'-0" x 7'-0" | Insulated HM | 45 | Self-closing, Panic |
| C | Single Room Doors (5) | 4'-0" x 7'-0" | Solid Core | 45 | Self-closing |
| D | Double Room Doors (10) | 4'-0" x 7'-0" | Solid Core | 45 | Self-closing |
| E | Support Room Doors (2) | 4'-0" x 7'-0" | Solid Core | 45 | Self-closing |

**ELECTRICAL / POWER PLAN SUMMARY**

- Power provided for 25 occupants.
- Duplex Receptacles (120V):
  - (2) per Single Room = 10 Total
  - (4) per Double Room = 40 Total
  - Support Room = 4 Total
  - Corridor / Common = 10 Total
- Dedicated Receptacles:
  - (1) for Fire Alarm Control Panel
  - (1) for Electrical Closet
- Electrical Panel located in Support Room.
- All receptacles 120V, 20A, GFCI as required.
- Circuits for lighting, receptacles, HVAC (split system) separated for reliability.

**RECEPTACLE PLAN (TYPICAL)**




**COMMUNICATION / DATA PLAN**

- (1) Data Outlet in each room for network / structured cabling.
- Wireless Access Point (WAP) ceiling mounted in corridor for optimal coverage.
- Data outlets for future use in all common areas.
- Conduit pathway from Comm Closet to ceiling space.

**BUILDING NOTES**

- Relocatable modular building on steel frame or modular chassis.
- All exterior walls insulated and finished.
- Durable sheet flooring throughout.
- Split system AC unit in each room.
- Egress windows not required in sleeping rooms (two exits provided).
- Doors self-closing and lockable.
- Split system AC units (typical locations shown).

**GENERAL NOTES**

- Verify all egress travel distances per IBC.
- Provide fire extinguishers per code.
- All dimensions are clear unless noted.
- Furniture shown for layout only.
- Building to comply with all applicable codes and standards.

**LIGHTING & FAN PLAN (TYPICAL)**

LED Light Fixture (16 Total)

Ceiling Fan (10 Total)

**EXTERIOR LIGHTING**

WP — Wall Pack Light (10 Total) (At Each Corner and Above Exits)

**SPLIT SYSTEM AC (TYPICAL)**

Wall Mounted Split System (1 Unit Per Room) Provide Power (208/230V)

**FIRE ALARM SYSTEM**

FACP — Fire Alarm Control Panel (In Support Room)

S — Smoke Detector (Corridor + Rooms)

F — Strobe / Horn (Located at Exits)

**FIRE EXTINGUISHERS**

ABC Type 2A:10B:C (4 Total) (At Exits + Mid Corridors)

Cadre/VIP Barracks

**Figure A-6.1 Cadre Barracks Prototype - 50x50, 2,500 SF, Review BOM Quantities**

# BOM-5. Conditioned Storage Facility - 40x50, 2,000 SF

| CLIN Reference | Option CLIN 0006; 100% rated exterior envelope as required by the PWS/technical exhibits |
|---|---|
| **Planning Basis** | 40x50 conditioned/humidity-controlled storage facility with slab-on-grade, vapor barrier/vapor retarder, caged storage, office/support spaces, insulated roll-up doors, split systems, life safety, grounding, and lightning protection. Storage is the current SOG facility in the RLB package. |

*Approximate material/quantity reference. Offeror shall verify final design, dimensions, code compliance, manufacturer requirements, site conditions, and installed scope before fabrication or installation.*

| Material / System | Qty | Unit | Notes / Minimum Technical Criteria |
|---|---|---|---|
| Relocatable modular building shell | 2,000 | SF | Complete conditioned storage building system; site-specific placement and fire-rated requirements apply. |
| Slab-on-grade | 2,000 | SF | 6-inch planning depth, thickened edge, reinforcing basis #4 at 12 inches each way, verify final design. |
| Underslab vapor barrier / vapor retarder | 2,000 | SF | Required; include compacted base/capillary break, lapped/taped/sealed joints, protected penetrations, and placement documentation. |
| Fire-rated exterior envelope option | 1 | LS | Turnkey 2-hour rated storage envelope where selected; includes rated assemblies, openings, penetrations, firestopping, sealants, flashing, weatherproofing, and exterior equipment coordination. |
| Insulated roll-up doors | 4 | EA | 10 ft / 12 ft width planning basis; unit price per roll-up door as applicable. |
| Entry apron to roll-up doors | 4 | EA | Contractor to clarify dimensions and typical details. |
| Bollards | 6 | EA | Include bollard unit price/reference where directed. |
| Interior wall framing / partitions | 60 | LF | Interior wall assemblies for offices/support/caging. |
| Perimeter wall assembly | 180 | LF | Rated accordingly with fire-rated assembly options where selected. |
| Interior doors / frames / hardware | 4 | EA | Commercial-grade hardware; rated where required. |
| Interior caging entries | 3 | EA | Man-door size entries; unit price per caging entry. |
| Interior caging | 36 | LF | Caging panels/posts; verify final caging plan. |
| Exterior double doors | 1 | EA | Exterior-rated assembly with weather shroud/hood. |
| Exterior single doors | 2 | EA | Exterior-rated assemblies with weather shrouds/hoods. |
| Entry concrete stoops | 3 | EA | Concrete stoops at single/double doors. |
| Office rooms | 2 | EA | Office/support spaces per plan. |
| Electrical closet | 1 | EA | Conditioned/ventilated as required; clearances maintained. |
| Storage closet | 1 | EA | Support closet. |
| Interior LED fixtures | 22 | EA | LED fixtures suitable for storage/office functions. |
| Exterior wall pack lights | 9 | EA | At entries, roll-up doors, and each elevation. |
| Exit signs | 3-4 | EA | Illuminated with battery backup or approved emergency source. |
| Emergency lights, battery backup | 6 | EA | Minimum 90-minute operation unless more stringent requirement applies. |
| Smoke / heat detectors | 8 | EA | Quantity per final fire/life-safety design. |
| Horn/strobes | 6 | EA | Quantity per occupancy and fire alarm design. |
| Fire extinguisher cabinets/mounts | 4 | EA | Include blocking and accessible placement. |
| Fire alarm control panel / FA interface | 1 | EA | Provide local FA panel/interface as required. |
| Split-system AC units | 8 | EA | Final quantity and BTU sizing per design loads and storage conditions. |
| Split-system BTU basis | Sized | EA | Contractor to size properly for conditioned/humidity-controlled storage. |
| Dedicated data/server room cooling | 0 | EA | Not applicable unless directed. |
| Duplex receptacles, 20A | 25 | EA | AFCI/GFCI protection where required; distribute per final layout. |
| Exterior GFCI receptacles | 6 | EA | Weather-resistant, extra-duty in-use covers, corrosion-resistant boxes. |
| Light switches / controls | 8 | EA | Zone lighting, rooms, interior/exterior controls. |
| Electrical panelboard | 1 | EA | Mounted on FRT plywood/backboard or approved support; weather-resistant where required; 25% spare space/ampacity; grounding/bonding included. |
| Generator-ready connection cabinet | 1 | LS | Exterior-rated and grounded; protected penetrations where applicable; generator source/fuel excluded. |
| Office wall blocking | 20 | LF | For displays, shelves, or wall-mounted items. |
| Grounding electrode / bonding system | 1 | LS | Complete building grounding/bonding system. |
| Lightning protection system | 1 | LS | Air terminals, down conductors, bonding, and continuity to grounding system where required. |

# CONDITIONED STORAGE UNIT 40x50, 2,000 SF

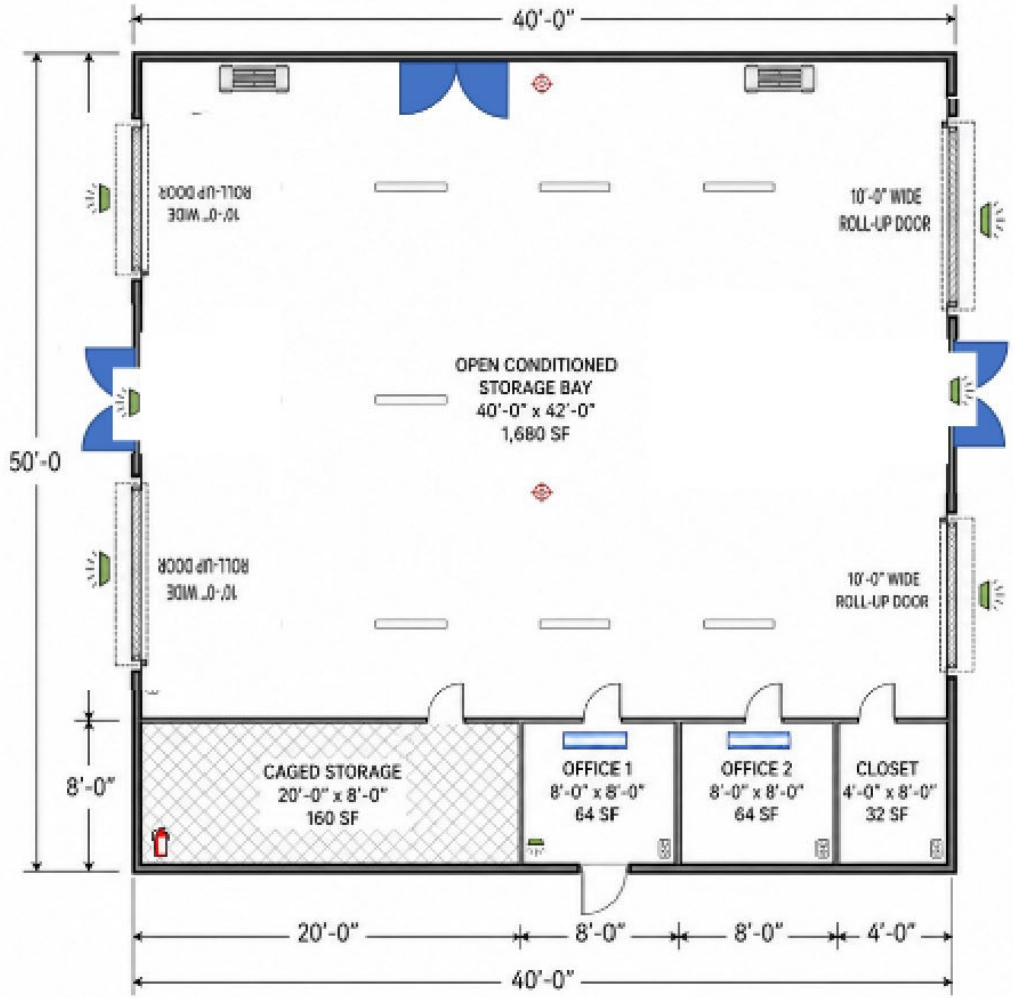


## ROOM SCHEDULE

| ROOM NAME | DIMENSIONS | AREA (SF) |
|---|---|---|
| OPEN CONDITIONED STORAGE BAY | 40'-0" x 42'-0" | 1,680 SF |
| CAGED STORAGE | 20'-0" x 8'-0" | 160 SF |
| OFFICE 1 | 8'-0" x 8'-0" | 64 SF |
| OFFICE 2 | 8'-0" x 8'-0" | 64 SF |
| CLOSET | 4'-0" x 8'-0" | 32 SF |
| **TOTAL GROSS AREA** | | **2,000 SF** |

## LEGEND

- ROLL-UP DOOR (10'-0" WIDE)
- MAN DOOR
- WALL-MOUNTED SPLIT-SYSTEM AC (OFFICES)
- PERIMETER HVAC / HUMIDITY-CONTROL UNIT (STORAGE BAY)
- LED LIGHT FIXTURE
- EXTERIOR LED WALL PACK LIGHT
- SMOKE / HEAT DETECTOR
- FIRE EXTINGUISHER
- DUPLEX RECEPTACLE

## NOTES

- Building is fully conditioned and humidity-controlled.
- Open storage bay served by perimeter HVAC / humidity-control units for uniform temperature and humidity.
- Offices (1 & 2) served by dedicated wall-mounted split-system AC units.
- Caged storage provides secure, ventilated storage.
- Three (3) roll-up doors provide equipment access to the conditioned storage bay.
- Slab-on-grade construction assumed.
- All areas are interior, under roof, and included in gross SF.
- Electrical, lighting, life-safety, and HVAC shown are representative for planning purposes.

**Figure A-9. Conditioned Storage Prototype - 40x50, 2,000 SF, Include 4 Roll Up Doors (Insulated Panels), Review BOM Quantities**

# BOM-6. Covered Canopy / Lightning Shelter - 40x50, 2,000 SF

| | |
|---|---|
| **CLIN Reference** | **Option CLIN 0007; 4-inch SOG with thickened edge and vapor barrier/vapor retarder where required** |
| **Planning Basis** | Open-air canopy / lightning shelter with covered dining/assembly space, steel canopy structure, lighting, fans, GFCI power, grounding, lightning protection, and either gravel base with geotextile or SOG option. If SOG is selected, include capillary break and vapor barrier/vapor retarder. |

*Approximate material/quantity reference. Offeror shall verify final design, dimensions, code compliance, manufacturer requirements, site conditions, and installed scope before fabrication or installation.*

| Material / System | Qty | Unit | Notes / Minimum Technical Criteria |
|---|---|---|---|
| Steel canopy structure | 2,000 | SF | Pre-engineered metal building or engineered steel canopy structure. |
| Roof panels / trim / gutters | 2,000 | SF | PEMB/engineered roof system with drainage. |
| Columns | PEB | LS | Engineered column layout and support. |
| Column foundations | PEB | LS | Engineered foundation system for canopy loads. |
| X-bracing bays | PEB | LS | Where required by structural design. |
| Gravel base with geotextile | 2,000 | SF | Gravel fill planning basis: 6 inches with non-woven geotextile fabric. |
| Optional SOG | 2,000 | SF | 4-6 inch slab-on-grade with reinforcing, thickened edges, and entry apron where SOG option is selected. |
| Vapor barrier / vapor retarder for canopy SOG | 2,000 | SF | Include with SOG option unless deleted by Government; coordinate with capillary break, joints, columns, and lightning/grounding. |
| Optional perimeter concrete curb | 180 | LF | Containment for interior gravel where selected. |
| Industrial outdoor ceiling fans | 4-6 | EA | Exterior-rated; include switches. |
| High-bay / canopy LED fixtures | 8 | EA | Exterior/wet-location rated as applicable; include switches/controls. |
| Exterior GFCI receptacles | 12-14 | EA | Weather-resistant, extra-duty in-use covers; charging/power basis with GFCI protection. |
| Electrical panelboard | 1 | EA | Mounted on FRT plywood/backboard or approved support; weather-resistant enclosure where required; generator connection and grounding/bonding included. |
| Light switches / controls | 2 | EA | Zones for lighting and fans. |
| Fire extinguisher cabinets/mounts | 4 | EA | Accessible placement. |
| Lightning protection air terminals | 6-10 | EA | Engineered lightning protection and grounding system. |
| Down conductors | 4 | EA | Engineered lightning protection and grounding system. |
| Ground rods / ground ring | 1 | LS | Engineered grounding system. |
| Bonding to steel columns | 12-16 | EA | Bond steel columns to grounding/lightning system. |
| Generator-ready connection cabinet | 1 | LS | Exterior-rated and grounded; generator source/fuel excluded. |

# BOM-7. Medical / Troop Clinic RLB - 1,200 to 1,600 SF

| CLIN Reference | Option CLIN 0005; rated exterior wall assemblies included where required by the PWS/technical exhibits |
|---|---|
| **Planning Basis** | Medical aid station / troop clinic RLB with exam/admin rooms, washable finishes, handwashing, privacy/acoustics, utilities interface, fire alarm/detection/life safety, and generator-ready building interface. Medical equipment and supplies are excluded unless separately included. |

*Approximate material/quantity reference. Offeror shall verify final design, dimensions, code compliance, manufacturer requirements, site conditions, and installed scope before fabrication or installation.*

| Material / System | Qty | Unit | Notes / Minimum Technical Criteria |
|---|---|---|---|
| Modular medical building shell | 1,200-1,600 | SF | Complete installed, connection-ready medical support RLB. |
| Pier or SOG foundation package | 1 | LS | Default to piers unless SOG is specifically selected/required. |
| Fire-rated exterior envelope option | 1 | LS | Turnkey rated envelope where selected or required by life-safety analysis. |
| Interior partitions / full-height rooms | 1 | LS | Reference final plan and room requirements. |
| Washable wall/ceiling finish allowance | 1 | LS | FRP panels or equal cleanable finish where required. |
| Interior doors / frames / hardware | 4 | EA | Commercial-grade hardware; privacy where required. |
| Interior wall assembly with blocking | 60 | LF | Include blocking/backing for wall-mounted equipment/accessories. |
| Exterior double doors | 2 | EA | Exterior-rated assemblies with weather shrouds/hoods. |
| Entry platform / ramp assemblies | 2 | EA | Weather-resistant, slip-resistant access assemblies. |
| Handwashing sinks | 4 | EA | Within-building plumbing; source water/sanitary by others unless included. |
| Utility sink | 1 | EA | Include within-building plumbing and utility interface. |
| Water heater | 1 | EA | Dedicated circuit as required; source utilities by others unless included. |
| Exhaust fans | 4 | EA | Ventilation for rooms requiring exhaust. |
| Split-system AC units | 8 | EA | Final quantity and BTU sizing per design loads and clinical support use. |
| Interior LED fixtures | 16 | EA | Switches per room area and open lobby/support spaces. |
| Exterior wall packs | 6 | EA | At entries/exits and exterior service points. |
| Duplex receptacles, 20A | 16 | EA | AFCI/GFCI protection where required. |
| GFCI receptacles | 6 | EA | Wet/clinical support locations as required. |
| Data drops / dual data boxes | 4 | EA | Passive infrastructure only; active IT excluded. |
| Surface raceway / Panduit | 120 | LF | Passive data/electrical pathways where required. |
| Electrical panelboard | 1 | EA | Mounted on FRT plywood/backboard or approved support; typed schedule; 25% spare space/ampacity; grounding/bonding included. |
| Generator-ready connection cabinet | 1 | LS | Exterior-rated and grounded; generator source/fuel excluded. |
| Fire alarm / smoke / horn-strobe system | 1 | LS | Provide required FA/detection/notification package. |
| Exit signs | 4 | EA | Illuminated with battery backup or approved emergency source. |
| Emergency lights | 8 | EA | Minimum 90-minute operation unless more stringent requirement applies. |
| Fire extinguisher cabinets/mounts | 4 | EA | Accessible placement and blocking. |
| Grounding / bonding system | 1 | LS | Complete building grounding/bonding system. |

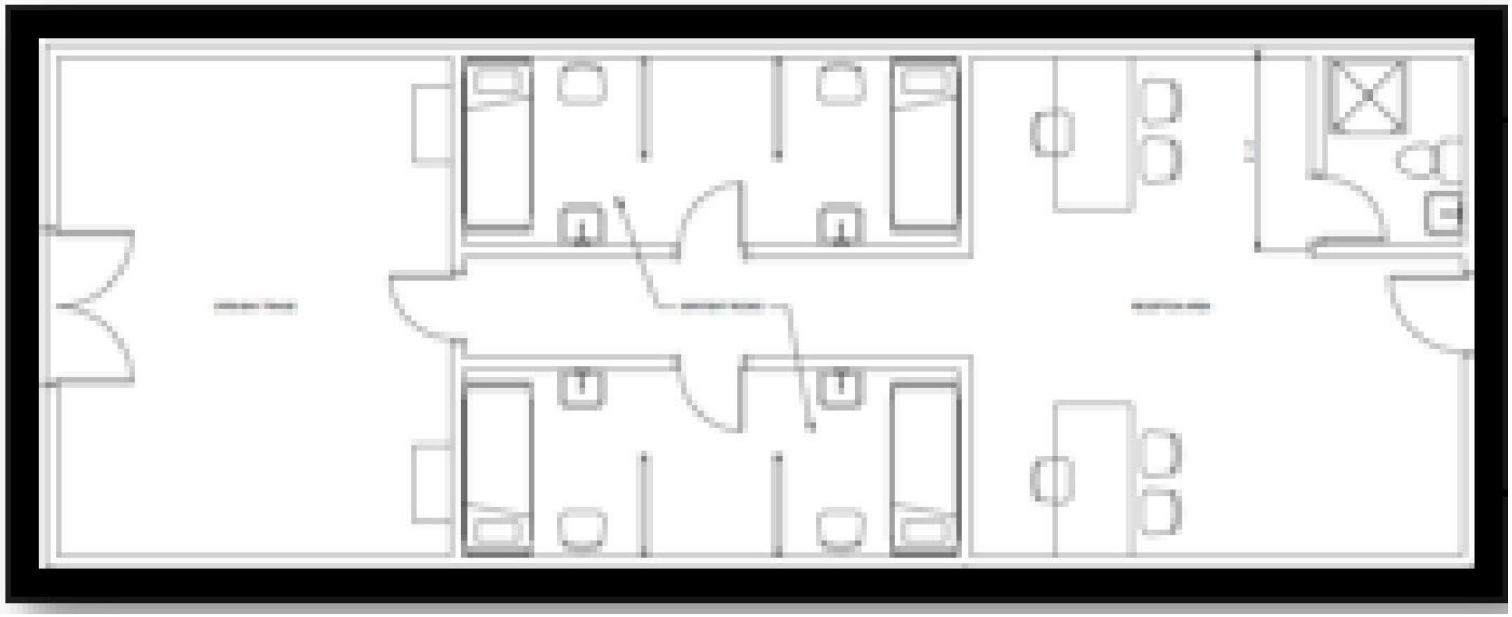

**Figure A-XX. Medical Aide Station Prototype – 1200-1600 SF**

# Facility Prototypes: 2000 SF (40x50'), 2500 SF (50x50')

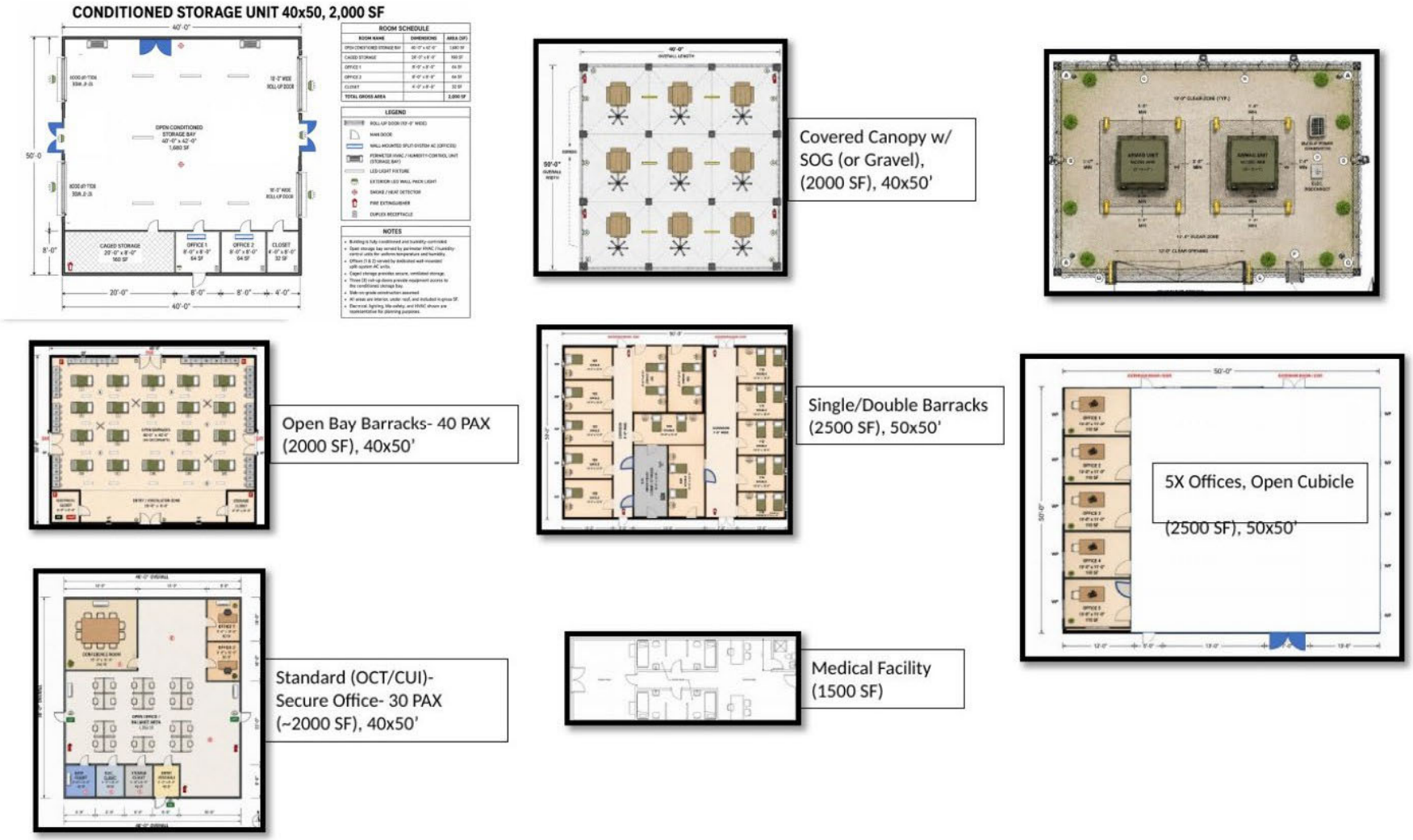


**Figure A-5. Facility Prototype Reference - 40x50 and 50x50 Modular Facilities, Review BOM Quantities**