WWYK240052
RENOVATE HALLWAY, B3001
POSTS 1AB1 103C - 1AB1 108B

KEY PLAN:

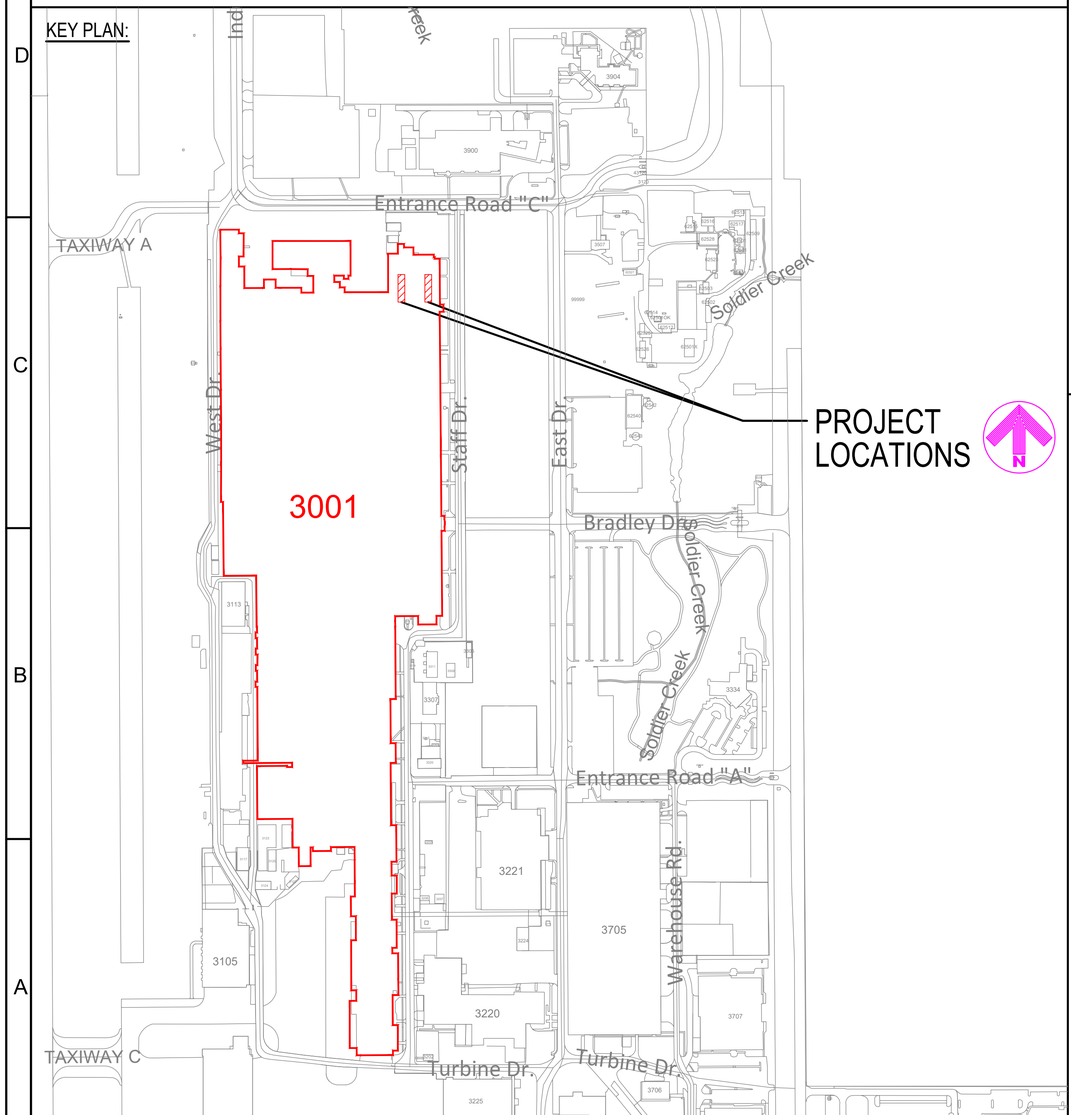

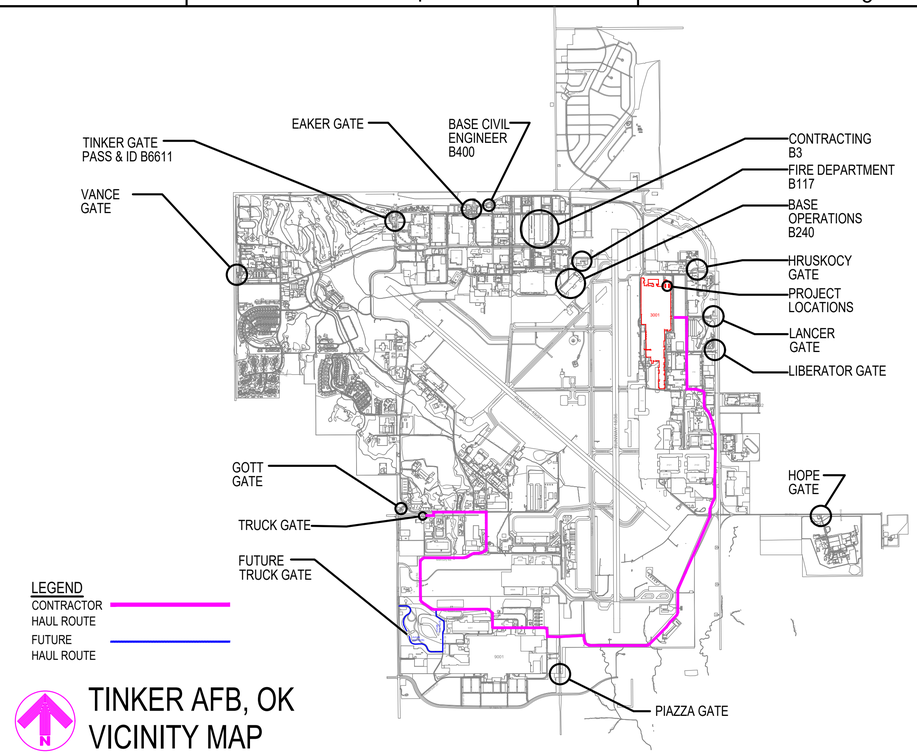

TINKER AFB, OK
VICINITY MAP

GENERAL NOTES:

1. BRAND NAMES: REFERENCE TO SPECIFIC BRAND NAMES OR COMPANIES IS FOR THE PURPOSE OF ESTABLISHING MINIMUM QUALITY STANDARDS, IDENTIFICATION AND GUIDANCE AND IS NOT INTENDED TO LIMIT SELECTION OF OTHER MANUFACTURERS THAT ARE EQUAL OR EXCEED THE SPECIFIED ITEMS IN TERMS OF PHYSICAL PROPERTIES, INCLUDING, COLOR RANGE, FINISH, DURABILITY, APPEARANCE, PERFORMANCE CHARACTERISTICS, AND OTHER FACTORS. OTHER PRODUCTS, MATERIALS, COLORS AND SYSTEMS, MAY BE SUBMITTED FOR EVALUATION AND APPROVAL/DISAPPROVAL BY THE CONTRACTING OFFICER.
2. THIS SET OF CONSTRUCTION DOCUMENTS SHALL BE CONSIDERED AS A WHOLE IN THAT THE GENERAL CONTRACTOR AND ALL THE SUB-CONTRACTORS ARE RESPONSIBLE FOR THE INFORMATION PRESENTED ON ALL SHEETS ON THE SET OF DRAWINGS AND ALL SECTIONS OF THE SPECIFICATIONS.
3. THE CONTRACTOR IS RESPONSIBLE FOR ERECTING ALL CONSTRUCTION FENCING AND BARRICADES AS REQUIRED TO PROTECT CONSTRUCTION MATERIAL AND TO PREVENT ANY UNAUTHORIZED PERSONNEL FROM ENTERING THE CONSTRUCTION SITE.
4. ANY DAMAGE TO THE EXISTING GROUNDS OR FACILITIES CAUSED BY CONSTRUCTION TRAFFIC OR ANY CONSTRUCTION OPERATION SHALL BE REPAIRED OR REPLACED BY THE CONTRACTOR TO MATCH OR EXCEED EXISTING CONDITIONS AT NO ADDITIONAL COST TO THE GOVERNMENT.
5. ALL WORK NOTED & LOCATED IN THESE DOCS SHALL BE UNDERSTOOD BY THE CONTRACTOR TO REQUIRE ALL NEW LABOR & MATERIALS UNLESS SPECIFICALLY NOTED TO BE "EXISTING" OR "BY OTHERS".

PROJECT DRAWING INDEX

SEQ.	SHT.	SHEET TITLE
		GENERAL
1	G-101	GENERAL NOTES & VICINITY MAP
		DISCIPLINE
2	A-101	PROJECT LOCATIONS FOR HALLWAY RENOVATION

SIGNATURES

CORROSION ENGINEER: (CECE)	DATE:
CE OPERATIONS: (CECO)	DATE:
ZONE MANAGER:	DATE:
CONSTRUCTION MANAGEMENT: (CECE)	DATE:
FIRE DEPARTMENT	DATE:
SAFETY:	DATE:
INDUSTRIAL HYGIENE:	DATE:
ENVIRONMENTAL:	DATE:
ASBESTOS EVALUATION:	DATE:
COMMUNICATIONS: (COMM)	DATE:
USING AGENCY:	DATE:
REVIEWED BY:	DATE:
REVIEWED BY:	DATE:
DESIGN MANAGER: (CECE)	DATE:
CHIEF DESIGN BRANCH: (CECE)	DATE:
CHIEF ENGINEER DIR: (CECE)	DATE:
BASE CIVIL ENGINEER: (CE)	DATE:

AFMC
AIR FORCE MATERIEL COMMAND
72 ABW CIVIL ENGINEER DIRECTORATE
TINKER AFB, OK

WRC

PROJECT INFORMATION
WWYK240052
RENOVATE HALLWAY, B3001
POSTS 1AB1 103C - 1AB1 108B
TINKER AIR FORCE BASE, OKLAHOMA

REVISIONS
MARK	DATE	DESCRIPTION

MANAGEMENT INFORMATION
ISSUE DATE:02 MAR 2026
DESIGN GROUP:TEPA-SRM
DESIGNED BY:
DRAWN BY:P GOUCHER
CHECKED BY:M NOEL
DESIGN FILE LOCATION:
Engr\Design\2020s\2024\20240052\0_Support\0_3_Drawings

SHEET TITLE
GENERAL NOTES AND VICINITY MAP

SHEET NUMBER
G-101
SHEET 01 OF 02

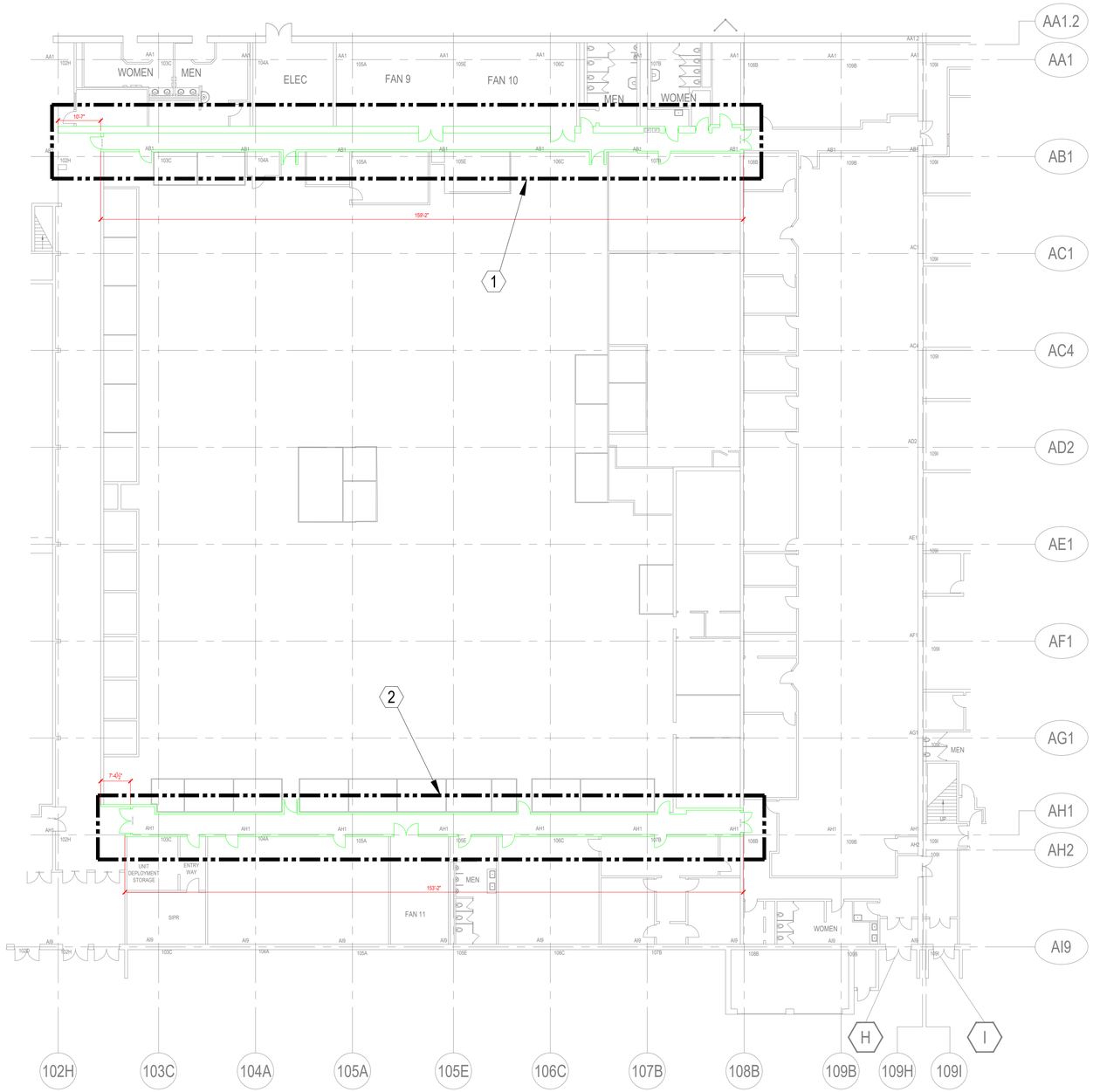

1
A-101

PROJECT LOCATIONS FOR HALLWAY RENOVATION

SCALE: 1/16" = 1'-0"

N

GENERAL NOTES

1. THE DRAWING WAS PREPARED FROM EXISTING DRAWINGS AND LIMITED ACCESS FOR FIELD OBSERVATIONS. CONTRACTOR SHALL FIELD VERIFY EXISTING CONDITIONS FOR ACCURACY.

KEYED NOTES

1. WEST HALLWAY RENOVATION FROM POST 1AB1-103C TO 1AB1-108B SEE SOW FOR INSTRUCTONS
2. EAST HALLWAY RENOVATION FROM POST 1AH1-103C TO 1AH1-108B SEE SOW FOR INSTRUCTONS

DENOTES AREA OF RENOVATION

AIR FORCE MATERIEL COMMAND
72 ABW CIVIL ENGINEER DIRECTORATE
TINKER AFB, OK

WRC

PROJECT INFORMATION:
WWYK240052
RENOVATE HALLWAY, B3001
POSTS 1AB1 103C - 1AB1 108B
TINKER AIR FORCE BASE, OKLAHOMA

REVISIONS

MARK	DATE	DESCRIPTION

MANAGEMENT INFORMATION:

ISSUE DATE:02 MAR 2026
DESIGN GROUP:TEPA-SRM
DESIGNED BY:
DRAWN BY:P.GOUCHER
CHECKED BY:M.NOEL
DESIGN FILE LOCATION:
Engr\Design\2020s\2024\202400520\0_Support\0_3_Drawings

SHEET TITLE
PROJECT LOCATIONS FOR HALLWAY RENOVATION

SHEET NUMBER
A-101

SHEET 02 OF 02