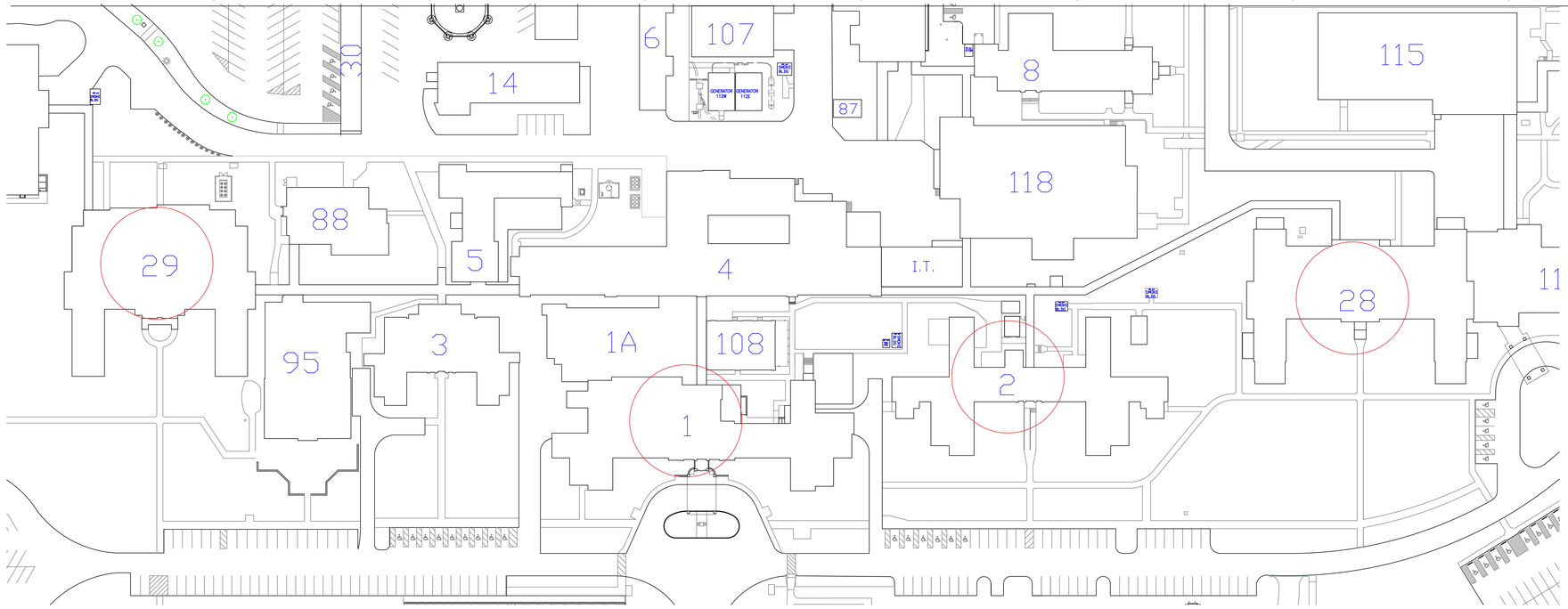

U.S. Department of Veterans Affairs
Veterans Health Administration
St. Cloud VA Health Care System

REPLACE CARPET, B1-1, B2, B28, B29
VA PROJECT NO. 656-26-201

PROJECT ADMINISTRATIVE NOTES

GENERAL
Perform all work in accordance with the Contract Documents, approved phasing plans, Statement of Work (SOW), technical specifications, applicable VA standards, and project Infection Control Risk Assessment (ICRA).
Coordinate all work with the Contracting Officer's Representative (COR). Work affecting hospital operations shall not proceed without prior coordination and approval.
Contractor shall field verify all existing conditions prior to construction. Notify the COR of discrepancies before proceeding.

SECURITY
All contractor personnel shall obtain VA identification badges prior to working on site.
Contractor personnel shall comply with all VA security requirements and remain within authorized construction and staging areas.
Temporary construction barriers, staging areas, and construction access points shall remain secured at all times when unattended.

CONTRACTOR PARKING
Contractor vehicles shall park only within the designated Contractor Parking Area shown on the Logistics Plan.
Contractor parking within patient, visitor, employee, or service parking areas is prohibited.
Overnight parking of contractor vehicles on VA property is prohibited unless specifically authorized by the COR.

MATERIAL STAGING
Material staging, equipment storage, dumpsters, and waste containers shall be located only within the designated Contractor Staging Area.
Long-term material storage outside the designated staging area is prohibited.
Contractor shall utilize just-in-time material deliveries whenever practical.
Contractor shall secure all tools, materials, and equipment at the end of each work shift.

LOADING AND UNLOADING
Use only the designated loading and unloading locations identified on the Logistics Plan for each building.
Contractor is allotted two (2) thirty-minute loading/unloading periods each workday; one morning window and one evening window.
Deliveries shall not block fire lanes, sidewalks, building entrances, ambulance routes, or emergency access.

CONSTRUCTION ACCESS
Use only designated contractor access routes shown on the construction drawings.
Maintain continuous access for patients, staff, emergency responders, and facility operations throughout construction.
Do not obstruct exits, fire protection equipment, or required means of egress.

HOUSEKEEPING
Maintain work areas in a clean and orderly condition throughout construction.
Remove construction debris daily using designated debris routes only.
Transport debris only in covered, nonporous, hard-sided containers.
Contractor shall leave occupied areas safe and clean at the conclusion of each work shift.

WORK HOURS
Perform work only during the work hours identified within the approved phasing plans and Statement of Work.
Coordinate all off-hour work with the COR a minimum of fifteen (15) calendar days in advance.

TEMPORARY UTILITIES
Contractor shall provide temporary utilities required for construction operations.
Temporary utility installations shall not interrupt existing hospital operations without prior written approval.
Utility shutdown requests shall be submitted to the COR a minimum of fifteen (15) calendar days in advance.

INFECTION CONTROL
Maintain all infection prevention and control measures required by the project-specific ICRA and VHA ICRA Version 1.4.
Construction containment, negative pressure, housekeeping, and barrier requirements shall remain in effect until final cleaning and Owner acceptance.

NOISE AND VIBRATION
Coordinate noisy operations with the COR prior to commencement.
Noise-producing activities affecting occupied patient care areas shall be performed only during approved work periods.

PROTECTION
Protect existing buildings, utilities, landscaping, sidewalks, roadways, and adjacent finishes from damage.
Repair damage resulting from construction operations at no additional cost to the Government.

CLOSEOUT
Restore all staging areas, loading areas, parking areas, sidewalks, and disturbed site features to preconstruction condition or better upon completion of the Work.

No	REVISION	DATE

CONSULTANT

ARCHITECT/ENGINEER OF RECORD

-RECORD DOCUMENT-
July 1, 2026
This Construction Document has been prepared based on Designer of Record drawings with Contractor provided markups through the construction phase of a project at the direction of the VA.
While the construction information is believed to be reliable, Architect/Engineer cannot assure its accuracy, and is not responsible for the accuracy of this Record Document. Those relying on this construction Document are advised to independently verify its accuracy before applying it for any purpose.

DRAWING TITLE: Cover Page - Campus Locations

PROJECT TITLE: REPLACE CARPET, B1-1, B2, B28, B29

DATE: 6/23/2026
PLOT SCALE: 1 / 8 " = 1 ' - 0 "
PROJECT NO: 656-26-201
BUILDING No: Campus
CHECKED BY: BcH
DRAWN: BcH
DRAWING NO: G-100
LOCATION: VA MEDICAL CENTER ST CLOUD, MN 56303
FULLY SPRINKLERED
1 DWG. OF 7

U.S. Department of Veterans Affairs
Veterans Health Administration
St. Cloud VA Health Care System

Construction Documents 6/29/2026

LEGEND

DEBRIS ROUTE

- Phase 1
- Phase 2
- Phase 3
- Phase 4
- Phase 5

GENERAL

1. Perform all work in accordance with the Contract Documents, approved phasing plan, project-specific Infection Control Risk Assessment (ICRA).
2. Contractor shall field verify existing conditions prior to construction and notify the Contracting Officer's Representative (COR) of discrepancies before proceeding.
3. Coordinate all work with the COR and affected VA departments to maintain continuous patient care operations.

PHASING

4. Complete each construction phase within the maximum duration indicated on the phasing plan.
5. Allow a minimum of three (3) business days between phases for VA housekeeping, environmental services, inspections, and Owner turnover.
6. Do not proceed to the next phase until the current phase has been accepted by the COR.

FLOORING

7. Remove existing carpet, carpet tile, adhesives, cove base, transition strips, and accessories within each phase.
8. Prior to carpet removal, HEPA vacuum existing carpet. Roll and completely enclose removed carpet in 6-mil polyethylene before removal from the contained work area.
9. Prepare substrate in accordance with Section 09 05 16, including moisture, relative humidity, and pH testing.
12. 6" VCT BORDER: Provide 6-inch Armstrong Smokey Brown VCT (No. 51868) border in corridors.
13. Install Armstrong Fortress White VCT (No. 51839) as field tile. Maintain uniform width and alignment throughout
14. Install Shaw Contract Ground Spaces Collection carpet tile beneath nurse stations and reception workstations where indicated.
15. Install Tarkett Johnsonite Style 80, 6-inch resilient wall base, Color Fawn CB.
16. Install transition strips at all flooring material transitions.

NURSE STATIONS / RECEPTION

17. Existing nurse stations shall remain in service except during active construction within the designated phase.
18. Contractor shall temporarily remove, store, and reinstall removable workstation panels and components as required for flooring installation.
19. Contractor shall provide a licensed electrician for disconnecting and reconnecting workstation electrical systems.
20. Support existing utilities throughout construction. Existing utilities shall remain operational unless otherwise approved by the COR.

INFECTION PREVENTION AND CONTROL

21. Construct temporary dust-tight barriers as indicated. Barriers shall comply with NFPA 241 and extend to the structure above where ceiling systems are removed.
22. Maintain all infection prevention measures required by the project-specific ICRA throughout demolition and construction activities.
23. Where required by the project ICRA, maintain continuous negative pressurization of contained work areas at a minimum differential pressure of 0.01 inch water gauge using HEPA-filtered exhaust. Maintain negative pressure continuously until completion of dust-generating work and final cleaning.
24. Exhaust HEPA-filtered air directly outdoors whenever feasible. Where interior exhaust is approved, comply with Appendix A of VHA ICRA Version 1.4, including baseline and ongoing particulate monitoring, engineering airflow verification, and continuous pressure monitoring.
25. Provide continuous differential pressure monitoring using a magnehelic gauge, manometer, or digital monitoring device. Ball-in-the-wall devices are not permitted.
26. Remove or isolate HVAC supply and return diffusers within contained work areas to prevent dust migration. Restore HVAC systems following completion of construction and verification of system operation.
27. Install adhesive walk-off mats at all containment entrances. Replace mats routinely and whenever visibly soiled.
28. Contain all debris within the work area. Remove debris daily using designated debris routes and nonporous, hard-sided containers with tight-fitting lids. Containers shall be cleaned prior to leaving the contained work area.
29. Worker clothing, PPE, tools, equipment, and materials shall be free of visible dust prior to exiting containment. Where required by the ICRA, provide HEPA vacuuming of clothing or disposable coveralls.
30. Maintain clean work areas by HEPA vacuuming and damp cleaning throughout construction. Complete final cleaning before removal of containment barriers. Critical barriers shall remain in place until final inspection and approval by the COR and Infection Prevention.

ACCESS

31. Maintain designated patient, staff, and emergency access routes throughout construction.
32. Do not obstruct exits, fire protection equipment, medical equipment, or required means of egress.

PROTECTION

33. Protect existing walls, doors, ceilings, casework, furnishings, equipment, and adjacent finishes from damage.
34. Repair damage resulting from construction operations at no additional cost to the Government.
35. Notify the COR immediately if concealed fire or smoke barrier penetrations, hazardous materials, or unforeseen conditions are encountered.

CLOSEOUT

36. Complete final cleaning, HVAC restoration, and required ICRA closeout activities before Owner occupancy.
37. Remove temporary barriers only after final cleaning, inspection, and approval by Engineering, Infection Prevention, and the COR.

Construction Documents 6/29/2026

No	REVISION	DATE

CONSULTANT

ARCHITECT/ENGINEER OF RECORD

-RECORD DOCUMENT-
July 1, 2026
This Construction Document has been prepared based on Designer of Record drawings with Contractor provided markups through the construction phase of a project at the direction of the VA.
While the construction information is believed to be reliable, Architect/Engineer cannot assure its accuracy, and is not responsible for the accuracy of this Record Document. Those relying on this construction Document are advised to independently verify its accuracy before applying it for any purpose.

DRAWING TITLE: BUILDING 1 - FIRST FLOOR

PROJECT TITLE: REPLACE CARPET, B1-1, B2, B28, B29

DATE: 6/23/2026

PLOT SCALE: 1/8" = 1'-0"

PROJECT NO: 656-26-201

BUILDING No: 1

CHECKED BY: BcH

DRAWN: BcH

DRAWING NO: 01G-100

LOCATION: VA MEDICAL CENTER ST.CLOUD, MN 56303

FULLY SPRINKLERED

2 DWG. OF 7

U.S. Department of Veterans Affairs
Veterans Health Administration
St. Cloud VA Health Care System

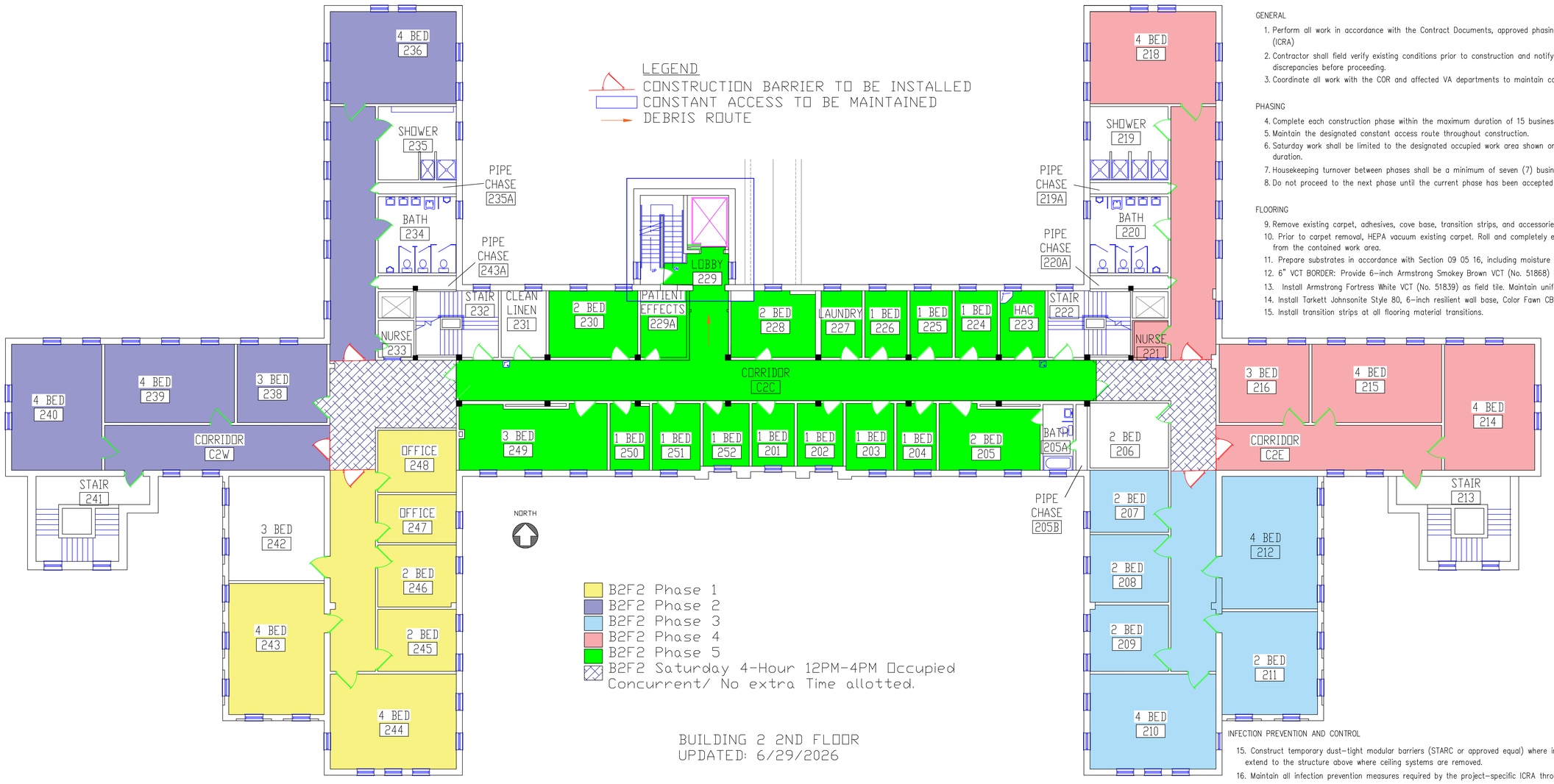

GENERAL

1. Perform all work in accordance with the Contract Documents, approved phasing plan, project-specific Infection Control Risk Assessment (ICRA)
2. Contractor shall field verify existing conditions prior to construction and notify the Contracting Officer's Representative (COR) of discrepancies before proceeding.
3. Coordinate all work with the COR and affected VA departments to maintain continuous patient care operations.

PHASING

4. Complete each construction phase within the maximum duration of 15 business days.
5. Maintain the designated constant access route throughout construction.
6. Saturday work shall be limited to the designated occupied work area shown on the phasing plan and shall not extend the overall project duration.
7. Housekeeping turnover between phases shall be a minimum of seven (7) business days.
8. Do not proceed to the next phase until the current phase has been accepted by the COR.

FLOORING

9. Remove existing carpet, adhesives, cove base, transition strips, and accessories within each construction phase.
10. Prior to carpet removal, HEPA vacuum existing carpet. Roll and completely enclose removed carpet in 6-mil polyethylene before removal from the contained work area.
11. Prepare substrates in accordance with Section 09 05 16, including moisture vapor emission, relative humidity, and pH testing.
12. 6" VCT BORDER: Provide 6-inch Armstrong Smokey Brown VCT (No. 51868) border in corridors.
13. Install Armstrong Fortress White VCT (No. 51839) as field tile. Maintain uniform width and alignment throughout
14. Install Tarkett Johnsonite Style 80, 6-inch resilient wall base, Color Fawn CB.
15. Install transition strips at all flooring material transitions.

INFECTION PREVENTION AND CONTROL

15. Construct temporary dust-tight modular barriers (STARC or approved equal) where indicated. Barriers shall comply with NFPA 241 and extend to the structure above where ceiling systems are removed.
16. Maintain all infection prevention measures required by the project-specific ICRA throughout demolition and construction activities.
17. Where required by the project ICRA, maintain continuous negative pressurization of contained work areas at a minimum differential pressure of 0.01 inch water gauge using HEPA-filtered exhaust. Maintain negative pressure continuously until completion of dust-generating work and final cleaning.
18. Exhaust HEPA-filtered air directly outdoors whenever feasible. Where interior exhaust is approved, comply with Appendix A of VHA ICRA Version 1.4, including baseline particulate monitoring, engineering airflow verification, and continuous pressure monitoring.
19. Provide continuous differential pressure monitoring using a magnehelic gauge, manometer, or digital monitoring device. Ball-in-the-wall devices are not permitted.
20. Remove or isolate HVAC supply and return diffusers within contained work areas. Restore HVAC systems after completion of construction and verification of proper operation.
21. Install adhesive walk-off mats at all containment entrances. Replace mats whenever visibly soiled.
22. Contain all debris within the work area. Remove debris daily using designated debris routes and nonporous, hard-sided containers with tight-fitting lids. Clean containers prior to leaving the contained work area.
23. Worker clothing, PPE, tools, equipment, and materials shall be free of visible dust prior to leaving containment. Where required by the ICRA, provide HEPA vacuuming of clothing or disposable coveralls.
24. Maintain work areas by HEPA vacuuming and damp cleaning throughout construction. Complete final cleaning before removal of containment barriers. Critical barriers shall remain in place until final inspection and approval by the COR and Infection Prevention.

ACCESS

25. Maintain designated patient, staff, and emergency access routes throughout construction.
26. Do not obstruct exits, fire protection equipment, medical equipment, or required means of egress.
27. Coordinate temporary access modifications with the COR prior to implementation.

PROTECTION

28. Protect existing walls, doors, ceilings, casework, furnishings, equipment, and adjacent finishes from damage.
29. Repair damage resulting from construction operations at no additional cost to the Government.
30. Notify the COR immediately if concealed fire or smoke barrier penetrations, hazardous materials, or unforeseen conditions are encountered.

CLOSEOUT

31. Complete final cleaning, HVAC restoration, and required ICRA closeout activities before release of each construction phase.
32. Remove temporary barriers only after final cleaning, inspection, and approval by Engineering, Infection Prevention, and the COR

No	REVISION	DATE

CONSULTANT

ARCHITECT/ENGINEER OF RECORD

-RECORD DOCUMENT-
July 1, 2026
This Construction Document has been prepared based on Designer of Record drawings with Contractor provided markups through the construction phase of a project at the direction of the VA.
While the construction information is believed to be reliable, Architect/Engineer cannot assure its accuracy, and is not responsible for the accuracy of this Record Document. Those relying on this construction Document are advised to independently verify its accuracy before applying it for any purpose.

DRAWING TITLE
BUILDING 2 - SECOND FLOOR

PROJECT TITLE
REPLACE CARPET, B1-1, B2, B28, B29

DATE
6/23/2026

PLOT SCALE
1 / 8 " = 1 ' - 0 "

PROJECT NO
656-26-201

BUILDING No
2

CHECKED BY
BcH

DRAWN
BcH

DRAWING NO.
02G-102

LOCATION
VA MEDICAL CENTER
ST.CLOUD, MN 56303

FULLY SPRINKLERED

4 DWG. OF 7

U.S. Department of Veterans Affairs
Veterans Health Administration
St. Cloud VA Health Care System

Construction Documents 6/29/2026

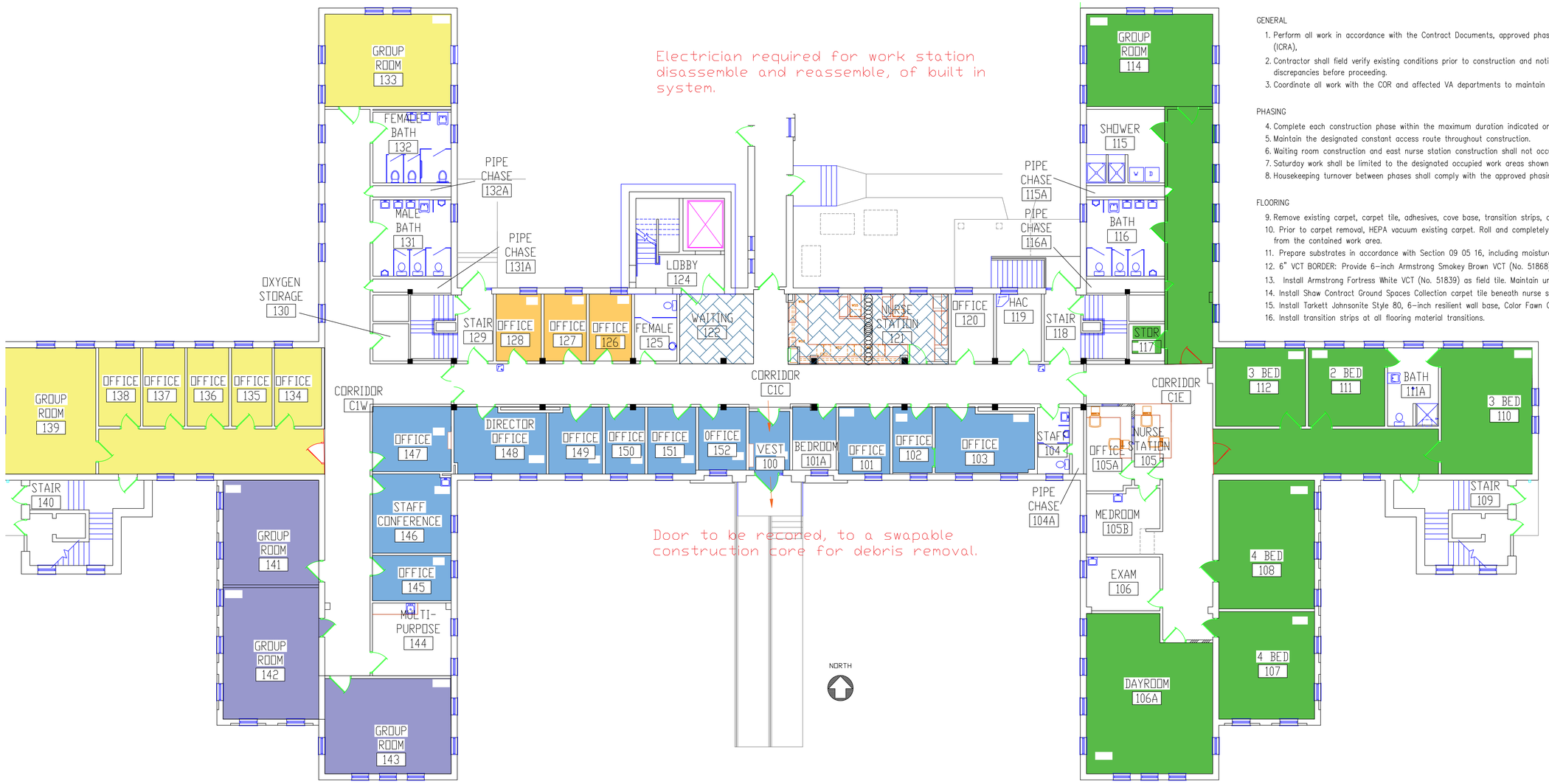

GENERAL

1. Perform all work in accordance with the Contract Documents, approved phasing plan, project-specific Infection Control Risk Assessment (ICRA),
2. Contractor shall field verify existing conditions prior to construction and notify the Contracting Officer's Representative (COR) of discrepancies before proceeding.
3. Coordinate all work with the COR and affected VA departments to maintain continuous patient care operations.

PHASING

4. Complete each construction phase within the maximum duration indicated on the phasing plan.
5. Maintain the designated constant access route throughout construction.
6. Waiting room construction and east nurse station construction shall not occur simultaneously.
7. Saturday work shall be limited to the designated occupied work areas shown on the phasing plan and performed one side at a time.
8. Housekeeping turnover between phases shall comply with the approved phasing schedule.

FLOORING

9. Remove existing carpet, carpet tile, adhesives, cove base, transition strips, and accessories within each construction phase.
10. Prior to carpet removal, HEPA vacuum existing carpet. Roll and completely enclose removed carpet in 6-mil polyethylene before removal from the contained work area.
11. Prepare substrates in accordance with Section 09 05 16, including moisture vapor emission, relative humidity, and pH testing.
12. 6" VCT BORDER: Provide 6-inch Armstrong Smokey Brown VCT (No. 51868) border in corridors.
13. Install Armstrong Fortress White VCT (No. 51839) as field tile. Maintain uniform width and alignment throughout
14. Install Shaw Contract Ground Spaces Collection carpet tile beneath nurse stations where indicated.
15. Install Tarkett Johnsonite Style 80, 6-inch resilient wall base, Color Fawn CB.
16. Install transition strips at all flooring material transitions.

BUILDING 2 1ST FLOOR
LAST UPDATED: 6-23-2026

B2F1 Phase 1
B2F1 Phase 2
B2F1 Phase 3
B2F1 Phase 4
B2F1 Phase 5
B2F1 Saturday 4-Hour 12PM-4PM Occupied Concurrent/ No extra Time allotted.

LEGEND

CONSTRUCTION BARRIER TO BE INSTALLED
CONSTANT ACCESS TO BE MAINTAINED
DEBRIS ROUTE
B2F1 Saturday Phase divider

NURSE STATIONS

17. Existing nurse stations shall remain in service except during the active construction phase.
18. Contractor shall temporarily remove, store, and reinstall the two electrified workstation cubicles indicated on the drawings.
19. Contractor shall provide a licensed electrician for disconnecting and reconnecting workstation electrical systems.
20. Temporarily support existing utilities and workstation components during flooring installation.
21. Install carpet tile beneath nurse stations without complete disassembly of the remaining nurse station structure.

INFECTION PREVENTION AND CONTROL

22. Construct temporary dust-tight modular barriers (STARC or approved equal) where indicated. Barriers shall comply with NFPA 241 and extend to the structure above where ceiling systems are removed.
23. Maintain all infection prevention measures required by the project-specific ICRA throughout demolition and construction activities.
24. Where required by the project ICRA, maintain continuous negative pressurization of contained work areas at a minimum differential pressure of 0.01 inch water gauge using HEPA-filtered exhaust. Maintain negative pressure continuously until completion of dust-generating work and final cleaning.
25. Exhaust HEPA-filtered air directly outdoors whenever feasible. Where interior exhaust is approved, comply with Appendix A of VHA ICRA Version 1.4, including baseline particulate monitoring, engineering airflow verification, and continuous pressure monitoring.
26. Provide continuous differential pressure monitoring using a magnehelic gauge, manometer, or digital monitoring device. Ball-in-the-wall devices are not permitted.
27. Remove or isolate HVAC supply and return diffusers within contained work areas. Restore HVAC systems after completion of construction and verification of proper operation.
28. Install adhesive walk-off mats at all containment entrances. Replace mats whenever visibly soiled.
29. Contain all debris within the work area. Remove debris daily using designated debris routes and nonporous, hard-sided containers with tight-fitting lids. Clean containers prior to leaving the contained work area.
30. Worker clothing, PPE, tools, equipment, and materials shall be free of visible dust prior to leaving containment. Where required by the ICRA, provide HEPA vacuuming of clothing or disposable coveralls.
31. Maintain work areas by HEPA vacuuming and damp cleaning throughout construction. Complete final cleaning before removal of containment barriers. Critical barriers shall remain in place until final inspection and approval by the COR and Infection Prevention.

ACCESS

32. Maintain designated patient, staff, and emergency access routes throughout construction.
33. Do not obstruct exits, fire protection equipment, emergency equipment, or required means of egress.
34. Coordinate temporary access modifications with the COR prior to implementation.

PROTECTION

35. Protect existing walls, doors, ceilings, casework, furnishings, equipment, and adjacent finishes from damage.
36. Repair damage resulting from construction operations at no additional cost to the Government.
37. Notify the COR immediately if concealed fire or smoke barrier penetrations, hazardous materials, or unforeseen conditions are encountered.

CLOSEOUT

38. Complete final cleaning, HVAC restoration, and required ICRA closeout activities before release of each construction phase.
39. Remove temporary barriers only after final cleaning, inspection, and approval by Engineering, Infection Prevention, and the COR

Construction Documents 6/29/2026

No	REVISION	DATE

CONSULTANT

ARCHITECT/ENGINEER OF RECORD

-RECORD DOCUMENT-
July 1, 2026
This Construction Document has been prepared based on Designer of Record drawings with Contractor provided markups through the construction phase of a project at the direction of the VA.
While the construction information is believed to be reliable, Architect/Engineer cannot assure its accuracy, and is not responsible for the accuracy of this Record Document. Those relying on this construction Document are advised to independently verify its accuracy before applying it for any purpose.

DRAWING TITLE: BUILDING 2 - FIRST FLOOR

PROJECT TITLE: REPLACE CARPET, B1-1, B2, B2B, B29
DATE: 6/23/2026
PLOT SCALE: 1 1/8" = 1' - 0"
PROJECT NO: 656-26-201
BUILDING No: 2
CHECKED BY: BcH
DRAWN: BcH
DRAWING NO: 02G-101
LOCATION: VA MEDICAL CENTER ST.CLOUD, MN 56303
FULLY SPRINKLERED
3 DWG. OF 7

U.S. Department of Veterans Affairs
Veterans Health Administration
St. Cloud VA Health Care System

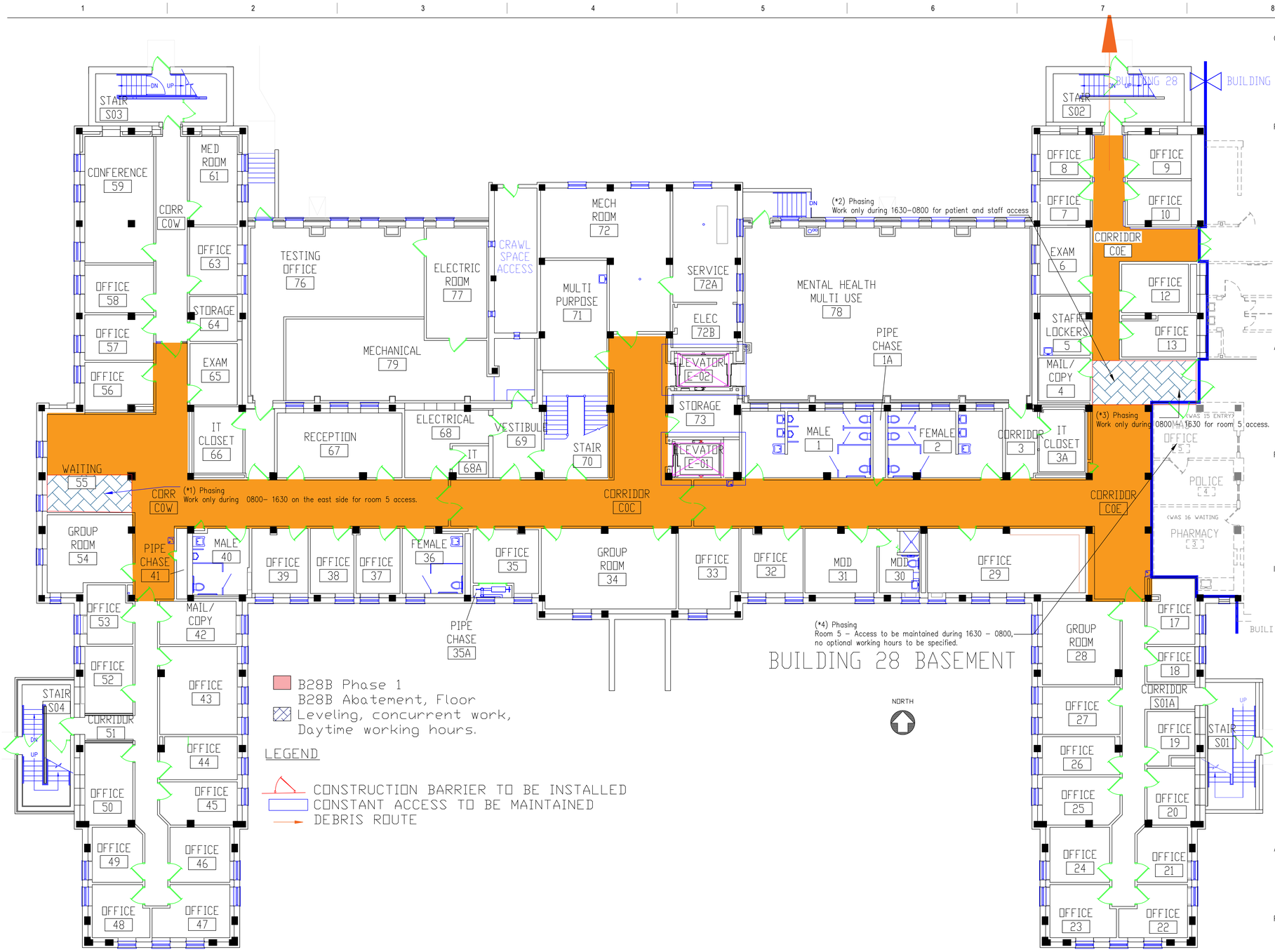

BUILDING 28 BASEMENT

NORTH

B28B Phase 1
B28B Abatement, Floor Leveling, concurrent work, Daytime working hours.

LEGEND

CONSTRUCTION BARRIER TO BE INSTALLED
CONSTANT ACCESS TO BE MAINTAINED
DEBRIS ROUTE

GENERAL

1. Perform all work in accordance with the Contract Documents, approved phasing plan, project-specific Infection Control Risk Assessment (ICRA)
2. Contractor shall field verify existing conditions prior to construction and notify the Contracting Officer's Representative (COR) of discrepancies before proceeding.
3. Coordinate all work with the COR and affected VA departments to maintain continuous building operations.

PHASING

4. Complete each construction phase within the maximum duration of 15 business days.
5. Maintain continuous VA access to Room 5 and Room 31 throughout construction. (*)
6. Maintain pedestrian access, and elevator access through Building 28 corridors at all times. Complete corridor work in accordance with the approved day and night work schedule.
7. Contractual work on the west end, only open for night work considerations. No day-time considerations will be approved.
8. Contractor shall leave all occupied circulation routes clean, safe, and fully operational at the end of each work shift.

(*1) Phasing
Work only during 0800- 1630 on the east side for room 5 access.

(*2) Phasing
Work only during 1630-0800 for patient and staff access

(*3) Phasing
Work only during 0800 - 1630 for room 5 access.

(*4) Phasing
Room 5 - Access to be maintained during 1630 - 0800, no optional working hours to be specified.

ASBESTOS ABATEMENT

9. Perform asbestos abatement only within locations identified in the Contract Documents.
10. Do not disturb asbestos-containing materials not specifically identified for removal under this project.
11. Perform all asbestos abatement in accordance with Section 02 82 13.19, OSHA, EPA, Minnesota Department of Health, and Minnesota Pollution Control Agency requirements.
12. Provide all containment, air monitoring, clearance testing, waste handling, and disposal required for asbestos abatement.
13. Restore wall finishes damaged by asbestos adhesive removal as required by the Contract Documents.

FLOORING

14. Remove existing flooring, adhesives, cove base, transition strips, and accessories within each construction phase.
15. Prepare substrates in accordance with Section 09 05 16, including moisture vapor emission, relative humidity, and pH testing.
16. 6" VCT BORDER: Provide 6-inch Armstrong Smokey Brown VCT (No. 51868) border in corridors.
17. Install Armstrong Fortress White VCT (No. 51839) as field tile. Maintain uniform width and alignment throughout
18. Install Tarkett Johnsonite Style 80, 6-inch resilient wall base, Color Fawn CB.
19. Install transition strips at all flooring material transitions.

INFECTION PREVENTION AND CONTROL

18. Construct temporary dust-tight modular barriers (STARC or approved equal) where indicated. Barriers shall comply with NFPA 241 and extend to the structure above where ceiling systems are removed.
19. ACM abatement areas shall include the required regulated asbestos containment in addition to temporary construction barriers.
20. Maintain all infection prevention measures required by the project-specific ICRA throughout demolition, asbestos abatement, and construction activities.
21. Where required by the project ICRA, maintain continuous negative pressurization of contained work areas at a minimum differential pressure of 0.01 inch water gauge using HEPA-filtered exhaust. Maintain negative pressure continuously until completion of dust-generating work and final cleaning.
22. Exhaust HEPA-filtered air directly outdoors whenever feasible. Where interior exhaust is approved, comply with Appendix A of VHA ICRA Version 1.4. Exhaust into shared or recirculating HVAC systems is prohibited.
23. Provide continuous differential pressure monitoring using a magnehelic gauge, manometer, or digital monitoring device. Ball-in-the-wall devices are not permitted.
24. Remove or isolate HVAC supply and return diffusers within contained work areas and restore upon completion.
25. Install adhesive walk-off mats at containment entrances. Replace mats whenever visibly soiled.
26. Transport debris using nonporous, hard-sided containers with tight-fitting lids. Clean containers before leaving the contained work area.
27. Worker clothing, PPE, tools, and equipment shall be free of visible dust prior to leaving containment. Where Level IV precautions apply, provide an anteroom and remove PPE and shoe covers prior to entering occupied spaces.
28. HEPA vacuum and damp clean work areas daily. Maintain containment barriers until final cleaning, inspection, and approval by Engineering, Infection Prevention, and the COR.

ACCESS

29. Maintain designated patient, staff, and emergency access routes throughout construction.
30. Do not obstruct exits, fire protection equipment, or required means of egress.
31. Coordinate temporary access modifications with the COR prior to implementation.

PROTECTION

32. Protect existing walls, doors, ceilings, casework, piping, utilities, equipment, and adjacent finishes from damage.
33. Repair damage resulting from construction operations at no additional cost to the Government.
34. Notify the COR immediately if concealed fire or smoke barrier penetrations, hazardous materials, or unforeseen conditions are encountered.

CLOSEOUT

35. Complete final cleaning, HVAC restoration, asbestos clearance (where applicable), and required ICRA closeout activities before release of each construction phase.
36. Remove temporary barriers only after final cleaning, successful asbestos clearance (where applicable), inspection, and approval by Engineering, Infection Prevention, and the COR.

No	REVISION	DATE

CONSULTANT

ARCHITECT/ENGINEER OF RECORD

-RECORD DOCUMENT-
July 1, 2026
This Construction Document has been prepared based on Designer of Record drawings with Contractor provided markups through the construction phase of a project at the direction of the VA.
While the construction information is believed to be reliable, Architect/Engineer cannot assure its accuracy, and is not responsible for the accuracy of this Record Document. Those relying on this construction Document are advised to independently verify its accuracy before applying it for any purpose.

DRAWING TITLE
BUILDING 28 - BASEMENT

PROJECT TITLE
REPLACE CARPET, B1-1, B2, B28, B29

DATE: 6/23/2026
PLOT SCALE: 1 / 8 " = 1 ' - 0 "
PROJECT NO: 656-26-201

BUILDING No: 28
CHECKED BY: BcH
DRAWN BY: BcH
DRAWING NO: 28G-100

LOCATION
VA MEDICAL CENTER
ST. CLOUD, MN 56303
FULLY SPRINKLERED

5 DWG. OF 7

U.S. Department of Veterans Affairs
Veterans Health Administration
St. Cloud VA Health Care System

Construction Documents 6/29/2026

BUILDING 29 BASEMENT

NORTH

GENERAL

1. Perform all work in accordance with the Contract Documents, approved phasing plan, project-specific Infection Control Risk Assessment (ICRA).
2. Contractor shall field verify existing conditions prior to construction and notify the Contracting Officer's Representative (COR) of discrepancies before proceeding.
3. Coordinate all work with the COR and Audiology staff to minimize disruption to clinical operations.

PHASING

4. Perform all work within the designated construction limits shown on the drawings.
5. Complete all work in Room 6 during the scheduled weekend closure (Friday 6:00 PM through Sunday 4:00 PM), unless otherwise approved by the COR.
6. Coordinate construction activities with Audiology operations and the approved housekeeping schedule prior to reopening occupied spaces.

FLOORING

7. Remove existing carpet, adhesives, cove base, transition strips, and accessories within limits of work.
8. Prior to carpet removal, HEPA vacuum existing carpet. Roll and completely enclose removed carpet in 6-mil polyethylene before removal from the contained work area.
9. Prepare substrates in accordance with Section 09 05 16, including moisture vapor emission, relative humidity, and pH testing.
10. Install Armstrong Fortress White Vinyl Composition Tile (VCT) throughout work areas unless otherwise indicated.
11. Install Shaw Contract Ground Spaces Collection carpet tile at the reception/workstation area as indicated on the drawings.
12. Install Tarkett Johnsonite Style 80, 6-inch resilient wall base, Color Fawn CB.
13. Install Tarkett Johnsonite Fawn transition strips at all flooring material transitions.

INFECTION PREVENTION AND CONTROL

14. Existing walls and doors may serve as critical barriers where indicated on the drawings. Provide temporary barriers where required to maintain dust-tight separation.
15. Maintain all infection prevention measures required by the project-specific ICRA throughout demolition and construction activities.
16. Where required by the project ICRA, maintain continuous negative pressurization of contained work areas at a minimum differential pressure of 0.01 inch water gauge using HEPA-filtered exhaust. Maintain negative pressure continuously until completion of dust-generating work and final cleaning.
17. Exhaust HEPA-filtered air directly outdoors whenever feasible. Where interior exhaust is approved, comply with Appendix A of VHA ICRA Version 1.4. Exhaust into shared or recirculating HVAC systems is prohibited.
18. Provide continuous differential pressure monitoring using a magnehelic gauge, manometer, or digital monitoring device. Ball-in-the-wall devices are not permitted.
19. Remove or isolate HVAC supply and return diffusers within contained work areas. Restore HVAC systems upon completion and verify proper operation.
20. Install adhesive walk-off mats at containment entrances. Replace mats whenever visibly soiled.
21. Contain all debris within the work area. Remove debris daily using designated debris routes and nonporous, hard-sided containers with tight-fitting lids. Clean containers prior to leaving the contained work area.
22. Worker clothing, PPE, tools, equipment, and materials shall be free of visible dust prior to leaving containment. Where required by the ICRA, provide HEPA vacuuming of clothing or disposable coveralls.
23. Maintain work areas by HEPA vacuuming and damp cleaning throughout construction. Complete final cleaning before removal of containment barriers. Critical barriers shall remain in place until final inspection and approval by the COR and Infection Prevention.

ACCESS

24. Maintain designated patient, staff, and emergency access routes throughout construction.
25. Do not obstruct exits, fire protection equipment, emergency equipment, or required means of egress.
26. Coordinate temporary access modifications with the COR prior to implementation.

PROTECTION

27. Protect existing walls, doors, ceilings, casework, furnishings, equipment, and adjacent finishes from damage.
28. Repair damage resulting from construction operations at no additional cost to the Government.
29. Notify the COR immediately if concealed fire or smoke barrier penetrations, hazardous materials, or unforeseen conditions are encountered.

CLOSEOUT

30. Complete final cleaning, HVAC restoration, and required ICRA closeout activities before release of the construction area.
31. Remove temporary barriers only after final cleaning, inspection, and approval by Engineering, Infection Prevention, and the COR.

No.	REVISION	DATE

CONSULTANT

ARCHITECT/ENGINEER OF RECORD

-RECORD DOCUMENT-
July 1, 2026
This Construction Document has been prepared based on Designer of Record drawings with Contractor provided markups through the construction phase of a project at the direction of the VA.
While the construction information is believed to be reliable, Architect/Engineer cannot assure its accuracy, and is not responsible for the accuracy of this Record Document. Those relying on this construction Document are advised to independently verify its accuracy before applying it for any purpose.

DRAWING TITLE
BUILDING 29 - BASEMENT

PROJECT TITLE
REPLACE CARPET; B1-1, B2, B28, B29

DATE: 6/23/2026
PLOT SCALE: 1/8" = 1'-0"
PROJECT NO: 656-26-201

BUILDING No: 29
CHECKED BY: BcH
DRAWN: BcH
DRAWING NO: 29G-100

LOCATION: VA MEDICAL CENTER ST.CLOUD, MN 56303
FULLY SPRINKLERED
6 DWG. OF 7

U.S. Department of Veterans Affairs
Veterans Health Administration
St. Cloud VA Health Care System

Construction Documents 6/29/2026

1 2 3 4 5 6 7 8 9 10

1 ICRA OVERVIEW PLAN

NOT TO SCALE

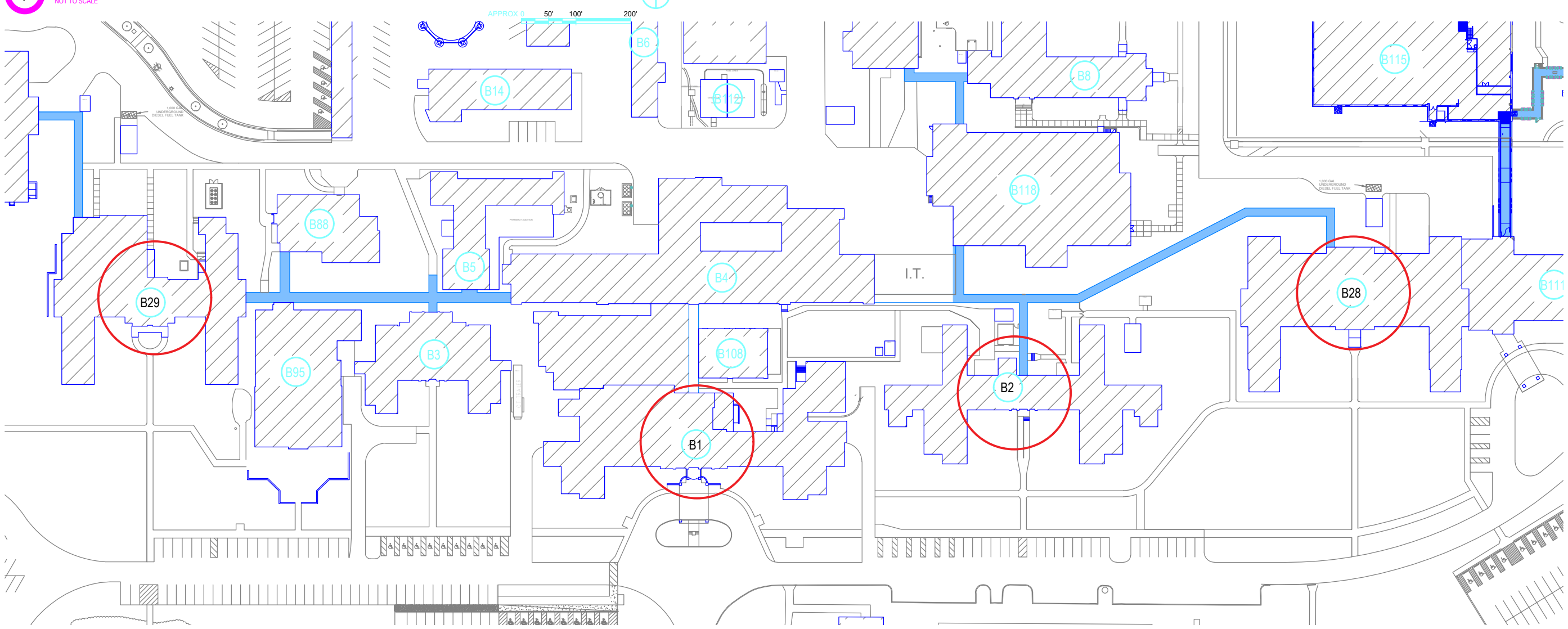

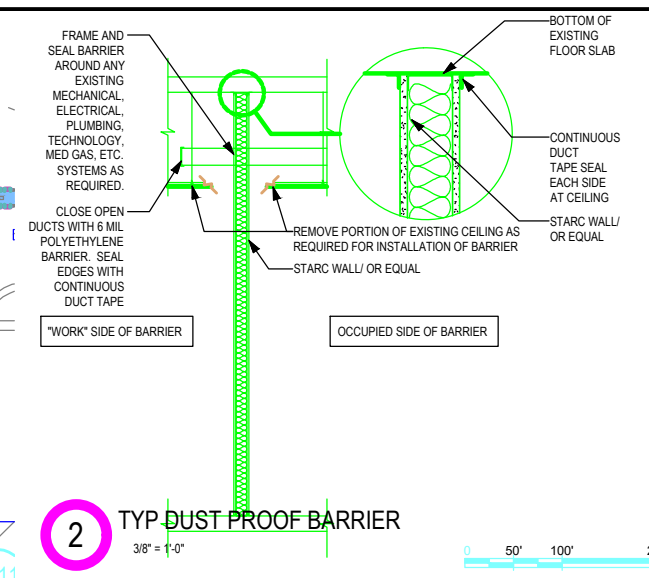

2 TYP DUST PROOF BARRIER

3/8" = 1'-0"

0 50' 100' 200'

INFECTION CONTROL RISK ASSESSMENT (ICRA)

STEP ONE: IDENTIFY THE TYPE OF CONSTRUCTION PROJECT ACTIVITY

TYPE A	**INSPECTIONS AND NON-INVASIVE ACTIVITIES.** INCLUDES, BUT NOT LIMITED TO: • REMOVAL OF CEILING TILES FOR VISUAL INSPECTION LIMITED TO 1 TILE PER 50 SQUARE FEET • PAINTING (BUT NOT SANDING) • WALL COVERING, ELECTRICAL TRIM WORK, MINOR PLUMBING, AND ACTIVITIES WHICH DO NOT GENERATE DUST OR REQUIRE CUTTING OF WALLS OR ACCESS TO CEILINGS OTHER THAN FOR VISUAL INSPECTION.
TYPE B	**SMALL SCALE, SHORT DURATION ACTIVITIES WHICH CREATE MINIMAL DUST** INCLUDES, BUT IS NOT LIMITED TO: • INSTALLATION OF TELEPHONE AND COMPUTER CABLING • ACCESS TO CHASE SPACES • CUTTING OF WALLS OR CEILING WHERE DUST MIGRATION CAN BE CONTROLLED • FLOOR COVERING REMOVAL (WITHOUT SANDING OR GRINDING)
TYPE C	**WORK THAT GENERATES A MODERATE TO HIGH LEVEL OF DUST OR REQUIRES DEMOLITION OR REMOVAL OF ANY FIXED BUILDING COMPONENTS OR ASSEMBLIES** INCLUDES, BUT IS NOT LIMITED TO: • SANDING OF WALL FOR PAINTING OR WALLCOVERING • REMOVAL OF FLOOR COVERINGS, CEILING TILES AND CASEWORK • NEW WALL CONSTRUCTION • MINOR DUCTWORK OR ELECTRICAL WORK ABOVE CEILINGS • MAJOR CABLING ACTIVITIES • ANY ACTIVITY WHICH CANNOT BE COMPLETED WITHIN A SINGLE WORK SHIFT
TYPE D	**MAJOR DEMOLITION AND CONSTRUCTION PROJECTS** INCLUDES, BUT IS NOT LIMITED TO: ACTIVITIES WHICH REQUIRE CONSECUTIVE WORK SHIFTS REQUIRES HEAVY DEMOLITION OR REMOVAL OF A COMPLETE CABLING SYSTEM NEW CONSTRUCTION.

STEP TWO: IDENTIFY THE PATIENT RISK GROUPS

LOW RISK	MEDIUM RISK	HIGH RISK	HIGHEST RISK
• OFFICE AREAS	• CARDIOLOGY • ECHOCARDIOGRAPHY • ENDOSCOPY • NUCLEAR MEDICINE • PHYSICAL THERAPY • RADIOLOGY/MRI • RESPIRATORY THERAPY	• CCU • EMERGENCY ROOM • LABOR & DELIVERY • LABORATORIES (SPECIMEN) • MEDICAL UNITS • NEWBORN NURSERY • OUTPATIENT SURGERY • PEDIATRICS • PHARMACY • POST ANESTHESIA CARE UNIT • SURGICAL UNITS	• ANY AREA CARING FOR IMMUNOCOMPROMISED PATIENTS • BURN UNIT • CARDIAC CATH LAB • CENTRAL STERILE SUPPLY • INTENSIVE CARE UNITS • NEGATIVE PRESSURE ISOLATION ROOMS • ONCOLOGY • OPERATING ROOMS INCLUDING C-SECTION ROOMS

STEP THREE: MATCH THE PATIENT RISK GROUP WITH THE CONSTRUCTION PROJECT TYPE TO FIND THE CLASS OF PRECAUTIONS

IC MATRIX - CLASS OF PRECAUTIONS: CONSTRUCTION PROJECT BY PATIENT RISK

	CONSTRUCTION PROJECT TYPE			
PATIENT RISK GROUP	TYPE A	TYPE B	TYPE C	TYPE D
LOW RISK	CLASS I	CLASS II	CLASS II	CLASS III/IV
MEDIUM RISK	CLASS I	CLASS II	CLASS III	CLASS IV
HIGH RISK	CLASS I	CLASS II	CLASS III/IV	CLASS IV
HIGHEST RISK	CLASS II	CLASS III/IV	CLASS III/IV	CLASS IV

NOTE: INFECTION CONTROL APPROVAL WILL BE REQUIRED WHEN THE CONSTRUCTION ACTIVITY AND RISK LEVEL INDICATE THAT CLASS III OR CLASS IV CONTROL PROCEDURES ARE NECESSARY.

DESCRIPTION OF REQUIRED INFECTION CONTROL PRECAUTIONS BY CLASS

	DURING CONSTRUCTION PROJECT	UPON COMPLETION OF PROJECT
CLASS I	1. EXECUTE WORK BY METHODS TO MINIMIZE RAISING DUST FROM CONSTRUCTION OPERATIONS. 2. IMMEDIATELY REPLACE A CEILING TILE DISPLACED FOR VISUAL INSPECTION.	A. CLEAN WORK AREA UPON COMPLETION OF TASK.
CLASS II	3. PROVIDE ACTIVE MEANS TO PREVENT AIRBORNE DUST FROM DISPERSING INTO ATMOSPHERE. 4. WATER MIST WORK SURFACES TO CONTROL DUST WHILE 5 CUTTING. 5. SEAL UNUSED DOORS WITH DUCT TAPE. 6. BLOCK OFF AND SEAL AIR VENTS. 7. PLACE DUST MAT AT ENTRANCE AND EXIT OF WORK AREA. 8. REMOVE OR ISOLATE HVAC SYSTEM IN AREAS WHERE WORK IS BEING PERFORMED.	B. WIPE WORK SURFACES WITH DISINFECTANT. C. CONTAIN CONSTRUCTION WASTE BEFORE TRANSPORT IN TIGHTLY COVERED CONTAINERS. D. WET MOP AND/OR VACUUM WITH HEPA FILTERED VACUUM BEFORE LEAVING WORK AREA. E. REMOVE ISOLATION OF HVAC SYSTEM IN AREAS WHERE WORK IS BEING PERFORMED.
CLASS III	9. REMOVE OR ISOLATE HVAC SYSTEM IN AREA WHERE WORK IS BEING DONE TO PREVENT CONTAMINATION OF DUCT SYSTEM. 10. COMPLETE ALL CRITICAL BARRIERS I.E. SHEETROCK, PLYWOOD, PLASTIC, TO SEAL AREA FROM NON WORK AREA OR IMPLEMENT CONTROL CUBE METHOD (CART WITH PLASTIC COVERING AND SEALED CONNECTION TO WORK SITE WITH HEPA VACUUM FOR VACUUMING PRIOR TO EXIT) BEFORE CONSTRUCTION BEGINS. 11. MAINTAIN NEGATIVE AIR PRESSURE WITHIN WORK SITE UTILIZING HEPA EQUIPPED AIR FILTRATION UNITS. 12. CONTAIN CONSTRUCTION WASTE BEFORE TRANSPORT IN TIGHTLY COVERED CONTAINERS. 13. COVER TRANSPORT RECEPTACLES OR CARTS. TAPE COVERING UNLESS SOLID LID.	F. REMOVE BARRIER MATERIAL CAREFULLY TO MINIMIZE SPREADING OF DIRT AND DEBRIS ASSOCIATED WITH CONSTRUCTION. G. CONTAIN CONSTRUCTION WASTE BEFORE TRANSPORT IN TIGHTLY COVERED CONTAINERS. H. COVER TRANSPORT RECEPTACLES OR CARTS. TAPE COVERING UNLESS SOLID LID. VACUUM WORK AREA WITH HEPA FILTERED VACUUMS. I. WET MOP AREA WITH DISINFECTANT. J. REMOVE ISOLATION OF HVAC SYSTEM IN AREAS WHERE WORK IS BEING PERFORMED.
CLASS IV	14. ISOLATE HVAC SYSTEM IN AREA WHERE WORK IS BEING DONE TO PREVENT CONTAMINATION OF DUCT SYSTEM. 15. COMPLETE ALL CRITICAL BARRIERS I.E. SHEETROCK, PLYWOOD, PLASTIC, TO SEAL AREA FROM NON WORK AREA OR IMPLEMENT CONTROL CUBE METHOD (CART WITH PLASTIC COVERING AND SEALED CONNECTION TO WORK SITE WITH HEPA VACUUM FOR VACUUMING PRIOR TO EXIT) BEFORE CONSTRUCTION BEGINS. 16. MAINTAIN NEGATIVE AIR PRESSURE WITHIN WORK SITE UTILIZING HEPA EQUIPPED AIR FILTRATION UNITS. 17. SEAL HOLES, PIPES, CONDUITS, AND PUNCTURES. 18. CONSTRUCT ANTEROOM AND REQUIRE ALL PERSONNEL TO PASS THROUGH THIS ROOM SO THEY CAN BE VACUUMED USING A HEPA VACUUM CLEANER BEFORE LEAVING WORK SITE OR THEY CAN WEAR CLOTH OR PAPER COVERALLS THAT ARE REMOVED EACH TIME THEY LEAVE WORK SITE. 19. ALL PERSONNEL ENTERING WORK SITE ARE REQUIRED TO WEAR SHOE COVERS. SHOE COVERS MUST BE CHANGED EACH TIME THE WORKER EXITS THE WORK AREA.	K. DO NOT REMOVE BARRIERS FROM WORK AREA UNTIL COMPLETED PROJECT IS INSPECTED BY THE OWNER 'S SAFETY DEPARTMENT AND INFECTION PREVENTION & CONTROL DEPARTMENT AND THOROUGHLY CLEANED BY THE OWNER'S ENVIRONMENTAL SERVICES DEPT. L. REMOVE BARRIER MATERIAL CAREFULLY TO MINIMIZE SPREADING OF DIRT AND DEBRIS ASSOCIATED WITH CONSTRUCTION. M. CONTAIN CONSTRUCTION WASTE BEFORE TRANSPORT IN TIGHTLY COVERED CONTAINERS. N. COVER TRANSPORT RECEPTACLES OR CARTS. TAPE COVERING UNLESS SOLID LID. O. VACUUM WORK AREA WITH HEPA FILTERED VACUUMS. P. WET MOP AREA WITH CLEANER/DISINFECTANT. Q. UPON COMPLETION, RESTORE HVAC SYSTEM WHERE WORK WAS PERFORMED.

PROJECT-WIDE INFECTION CONTROL REQUIREMENTS

GENERAL

1. Perform all work in accordance with the approved project Infection Control Risk Assessment (ICRA), VHA ICRA Version 1.4, the Statement of Work, Section 01 35 26, and all applicable VA requirements.
2. Infection prevention measures shall be installed and approved prior to commencement of construction activities.
3. Maintain all infection prevention and control measures until final cleaning, inspection, and approval by Engineering, Infection Prevention, and the Contracting Officer's Representative (COR).
4. Contractor shall coordinate all infection prevention activities with the COR and Infection Prevention staff.

TEMPORARY CONSTRUCTION BARRIERS

1. Provide prefabricated modular temporary construction barriers (STARC or approved equal) unless existing permanent construction is designated to serve as the containment barrier.
2. Barriers shall:
- Extend from finished floor to structure above.
- Be dust-tight and fully gasketed.
- Comply with NFPA 241.
- Include lockable access doors compatible with VA BEST 7-pin interchangeable cores.
- Remain in place until final cleaning and Owner approval.
3. Seal all penetrations through containment barriers using approved firestop materials where required.

NEGATIVE PRESSURE

1. Where required by the project ICRA, maintain continuous negative pressure of 0.01 inch water gauge minimum.
2. Negative pressure shall be maintained continuously (24 hours/day, 7 days/week) throughout dust-generating activities.
3. Exhaust HEPA-filtered air directly outdoors whenever practical.
4. Outdoor exhaust shall terminate a minimum of 25 feet from:
- Building entrances
- Outdoor air intakes
- Operable windows
5. Exhaust into shared HVAC systems or common exhaust systems is prohibited.
6. Where exterior exhaust is not feasible, comply with Appendix A of VHA ICRA Version 1.4.

DIFFERENTIAL PRESSURE MONITORING

1. Provide continuous pressure monitoring using:
- Magnehelic gauge
- Digital monitoring system
- Manometer
2. Monitoring devices shall:
- Continuously display pressure
- Record pressure history
- Alarm upon loss of negative pressure
3. Ball-in-the-wall devices are not acceptable.

AIR MONITORING (APPENDIX A)

Where interior HEPA exhaust is utilized:

1. Establish baseline airborne particulate measurements before containment construction.
2. Verify HEPA filtration using a multi-channel particle counter capable of measuring particles to 0.3 microns.
3. Verify particulate counts:
- Prior to construction
- After containment completion
- At least once every 8-hour work shift
4. Any particulate count exceeding baseline shall require:
- Immediate work stoppage
- Investigation
- Corrective action
- Reverification before work resumes
5. Engineering shall verify airflow and pressure relationships before interior exhaust is utilized.

HVAC REQUIREMENTS

1. Remove or isolate supply and return air diffusers within contained work areas.
2. Restore HVAC systems after construction.
3. Verify HVAC operation before releasing the area.
4. Verify original airflow and air exchange rates following completion.

HOUSEKEEPING

1. HEPA vacuum existing carpet before demolition.
2. Roll carpet and fully enclose in 6-mil polyethylene before removal.
3. Maintain daily HEPA vacuuming and damp cleaning.
4. Remove debris daily using designated debris routes.
5. Transport debris only in smooth, nonporous hard-sided containers with tight-fitting lids.
6. Clean debris containers before leaving containment.

WORKER REQUIREMENTS

1. All workers shall wear required PPE.
2. Worker clothing and PPE shall be free of visible dust before leaving containment.
3. HEPA vacuum clothing or use disposable coveralls where required.
4. Shoe covers shall be removed before exiting containment.

BARRIER REMOVAL

1. Critical barriers shall remain until:
- Final cleaning completed
- Negative air has removed airborne contaminants
- Infection Prevention inspection completed
- Engineering inspection completed
- COR approval received
2. Barrier removal shall not generate dust.

BUILDING-SPECIFIC REQUIREMENTS

BUILDING 1 – FIRST FLOOR

ICRA Level

Project-specific (per approved permit)

Working Hours
- Night work and weekend work as shown on phasing drawings.
- Coordinate off-hour work with COR.

Operational Restrictions
- Maintain reception operations.
- Maintain nurse station operations except during active work.
- Maintain patient circulation at all times.
- Three (3) business-day housekeeping turnover between phases.

Special Requirements
- Reception built-ins removed/reinstalled.
- Electrician required for workstation disconnect/reconnect.
- Carpet tile beneath nurse stations.

BUILDING 2 – FIRST FLOOR

Working Hours
- Day, night, and Saturday work as shown on phasing plan.

Operational Restrictions
- Waiting room and east nurse station shall not be out of service simultaneously.
- Saturday work limited to one side at a time.
- Maintain designated access route.
- Housekeeping durations per phasing schedule.

Special Requirements
- Electrician required for workstation cubicles.
- Carpet tile beneath nurse stations.
- Temporary workstation relocation.

BUILDING 2 – SECOND FLOOR

Working Hours
- Normal construction hours.
- Saturday occupied work limited to designated four-hour period.

Operational Restrictions
- Seven (7) business-day housekeeping turnover between phases.
- Maintain patient access throughout all phases.

Special Requirements
- VCT replacement throughout.

BUILDING 28 – BASEMENT

ICRA

Highest containment area of the project.

Working Hours
- Combination day and night work.
- Corridor work during designated night periods.

Operational Restrictions
- Maintain continuous access to Room 5.
- Maintain continuous access to Room 31.
- Maintain corridor access throughout construction.

Special Requirements
- Asbestos abatement.
- Regulated asbestos containment.
- STARC barriers outside asbestos containment.
- HEPA negative air.
- Clearance testing before release.

BUILDING 29 – BASEMENT

Working Hours
- Weekend work coordinated with Audiology.

Operational Restrictions
- Coordinate work with Audiology operations.
- Reception remains operational except during scheduled closure.

Special Requirements
- Existing walls may serve as containment barriers.
- Carpet tile at reception.
- VCT elsewhere.

FINAL RELEASE REQUIREMENTS

No construction phase shall be released until:
- Final HEPA cleaning completed.
- HVAC restored.
- Pressure monitoring discontinued following approval.
- Engineering inspection completed.
- Infection Prevention inspection completed.
- Required asbestos clearance (Building 28 only).
- COR authorization received.

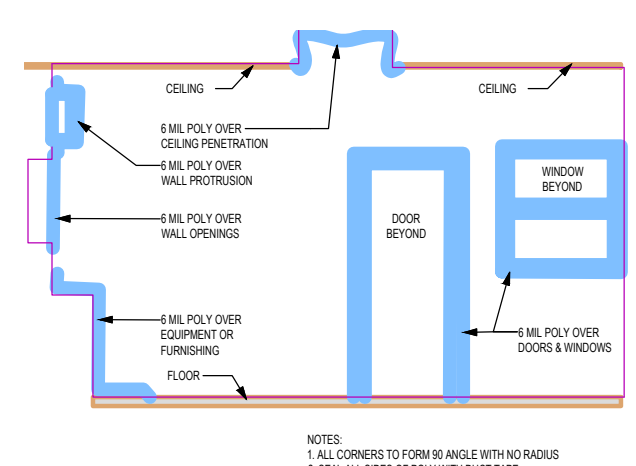

NOTES:
1. ALL CORNERS TO FORM 90 ANGLE WITH NO RADIUS
2. SEAL ALL SIDES OF POLY WITH DUCT TAPE
3. SEAL ALL CRACKS WITH DUCT TAPE.

3 CRITICAL BARRIER PREPARATION / INSTALLATION

NOT TO SCALE

No	REVISION	DATE

CONSULTANT

ARCHITECT/ENGINEER OF RECORD

-RECORD DOCUMENT-
July 1, 2026
This Construction Document has been prepared based on Designer of Record drawings with Contractor provided markups through the construction phase of a project at the direction of the VA.
While the construction information is believed to be reliable, Architect/Engineer cannot assure its accuracy, and is not responsible for the accuracy of this Record Document. Those relying on this construction Document are advised to independently verify its accuracy before applying it for any purpose.

DRAWING TITLE: ICRA Summary

PROJECT TITLE: REPLACE CARPET, B1-1, B2, B28, B29

DATE: 6/23/2026

PLOT SCALE: 1/8" = 1'-0"

PROJECT NO.: 656-26-201

BUILDING No: Campus | CHECKED BY: BcH | DRAWN: BcH | DRAWING NO.: IG-100

LOCATION: VA MEDICAL CENTER ST.CLOUD, MN 56303 | FULLY SPRINKLERED

7 DWG. OF 7

VA U.S. Department of Veterans Affairs
Veterans Health Administration
St. Cloud VA Health Care System

Construction Documents 6/29/2026